

SCIENCE OF READING

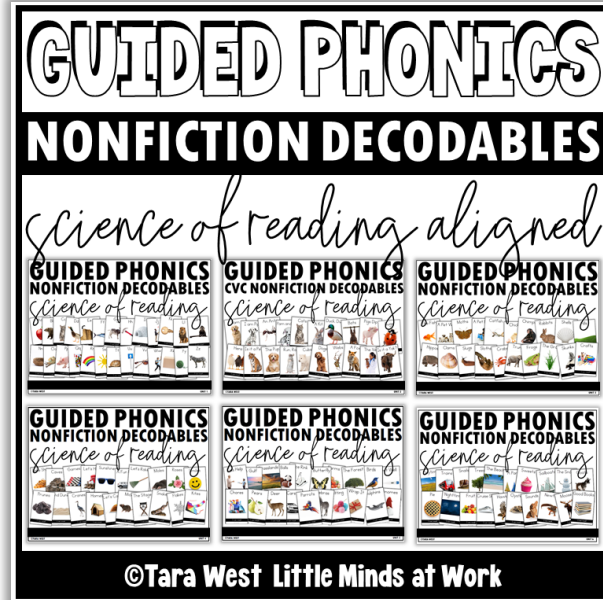

MARCH DECODABLES



A NOTE FROM TARA WEST

The Science of Reading: March Decodables were written with special detail to every reader. These decodables were designed to include best practices for the Science of Reading. These books can be used alongside any small-group curriculum. View the scope and sequence to note decodable words, decodable high frequency words, and irregular high frequency words in each reader. Each reader has an embedded review on the back cover. On the back cover, students will review letters/sounds found in the decodable, high frequency words, and decodable words. There are also embedded comprehension questions found on the back cover for quick check-ins with students. Along with each decodable book, there is matching all-in-one decodable sheet. Choose between the readers or the all-in-one sheets.

ADDITIONAL DECODABLE BUNDLES



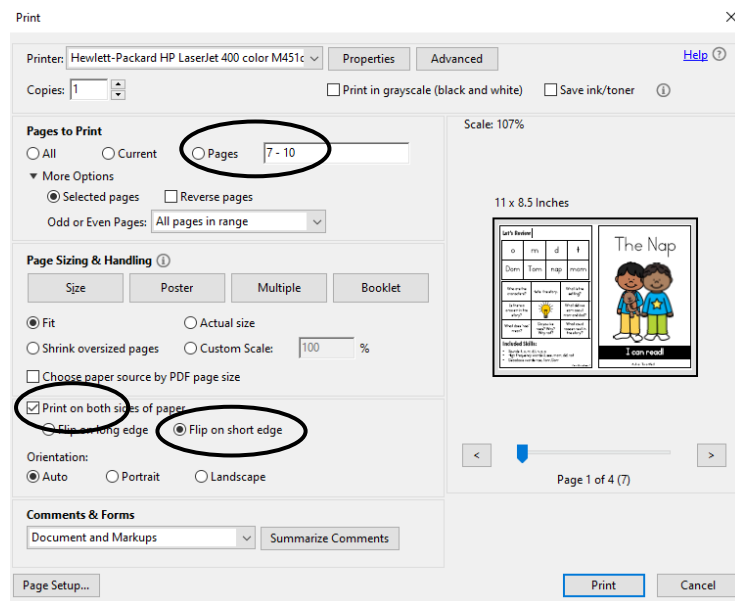
CONNECT WITH ME

I would love to connect with you! Find me here:

Email **Website**
Instagram **Facebook**
Facebook Group



Printing DOUBLE SIDED Easy Readers: It is very important to follow a few quick printing tips. You can view a tutorial video [HERE](#)! First, you will type in the page numbers you wish to print. Next, select "fit". This will help the reader to fill the entire page and leave minimal white space. Then, select "print on both sides". Be sure to also select "flip on short edge". Lastly, select for the reader to print. NOTE: The books are best printed using Adobe Reader. Adobe Reader is a **free download**. The book will print out on two sheets of paper. You will simply fold the books. Double staple on the left side (optional).



Printing MINI Readers: Follow the steps below to prep the mini readers. You can view a tutorial video [HERE](#)!

Fold landscape.



Fold portrait.



Cut along the line.



Unopen the sheet.



Quarter Fold.



Let's Review

h	P	r	l
F	L	H	f
R	g	p	G



leprechaun



hat




pot



rainbow



footprints



gold


The Leprechaun



I can read!



L, l, l.



G, g, g.






F, f, f.



H, h, h.





P, p, p.



R, r, r.



Let's Review

h

P

r

l

F

L

H

f

R

g

p

G



leprechaun



hat



pot



rainbow




footprints




gold


The Leprechaun



I can read!



L, l, l.




G, g, g.






F, f, f.




H, h, h.





P, p, p.



R, r, r.



Name: _____

Reader: _____

The
Leprechaun


L, l, l.




R, r, r.



H, h, h.



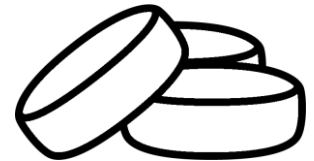
F, f, f.



P, p, p.




G, g, g.



Let's Review

h	P	r	l
F	L	H	f
R	g	p	G



(Guided Phonics • Beyond Unit 1)

The Leprechaun



I can read!


Author: Tara West



L, l, l.

• • •

1




H, h, h.

• • •

2

G, g, g.




9

F, f, f.




5

R, r, r.



h

P, p, p.



3

The Leprechaun



I can read!

Author: Tara West



L, l, l.
• • •

1



H, h, h.
• • •

2



P, p, p.
• • •

3




R, r, r.
• • •

4



F, f, f.
• • •

5



G, g, g.
• • •

6


Let's Review

h	P	r	l
F	L	H	f
R	g	p	G

 leprechaun	 hat	 pot
 rainbow	 footprints	 gold

Let's Review

is	his	track	trick
said	look	do	see

Who are the characters in the story?	What does "trick" mean?	What did the man leave for them?
How did the man trick Fin and Pix?		What are two meanings for the word "track"?
How did you feel about the middle of the story?	How do the kids feel about the man?	Retell the story.

Included Skills:

- Focus Skills: CVC words and 2 challenge blend words
- High frequency words: said, look, do, see, and, am, on, us, the, did, at, is, it, him, can
- Decodable words: Fin, Pix, man, trick, track, pic

Guided Phonics Review Lesson

Fin and Pix



I can read!

Author: Tara West



I am Fin, and I am
Pix.



"The man did a trick
on us," said Fin.



"Fin, look at the pic.
Is it him?" said Pix.



"I do not see the
man," said Fin.




"I can track the
man," said Pix.



"Pix, look! I can see
his hat," said Fin.

Let's Review

is	his	track	trick
said	look	do	see


Who are the characters in the story?	What does "trick" mean?	What did the man leave for them?
How did the man trick Fin and Pix?		What are two meanings for the word "track"?
How did you feel about the middle of the story?	How do the kids feel about the man?	Retell the story.

Included Skills:

- Focus Skills: CVC words and 2 challenge blend words
- High frequency words: said, look, do, see, and, am, on, us, the, did, at, is, it, him, can
- Decodable words: Fin, Pix, man, trick, track, pic


Guided Phonics Review Lesson

Fin and Pix




I can read!


Author: Tara West



I am Fin, and I am
Pix.



"The man did a trick
on us," said Fin.




"Fin, look at the pic.
Is it him?" said Pix.



"I do not see the
man," said Fin.



"I can track the
man," said Pix.



"Pix, look! I can see
his hat," said Fin.

Name: _____

CVC Reader:

Fin and Pix

I am Fin, and I am Pix.

"I do not see the man," said Fin.

"I can track the man," said Pix.

"Pix, look! I can see his hat," said Fin.


"Fin, look at the pic. Is it him?" said Pix.

"The man did a trick on us," said Fin.



Let's Review

is	his	track	trick
said	look	do	see


Who are the characters in the story?	What does "trick" mean?	What did the man leave for them?
How did the man trick Fin and Pix?		What are two meanings for the word "track"?
How did you feel about the middle of the story?	How do the kids feel about the man?	Retell the story.

Included Skills:

- Focus Skills: CVC words and 2 challenge blend words
- High frequency words: said, look, do, see, and, am, on, us, the, did, at, is, it, him, can
- Decodable words: Fin, Pix, man, trick, track, pic


Guided Phonics Review Lesson

Fin and Pix



I can read!

Author: Tara West



I am Fin, and I am
Pix.

1




"I do not see the
man," said Fin.

2


6

"The man did a trick
on us," said Fin.




5

"Fin, look at the pic.
Is it him?" said Pix.



4

"Pix, look! I can see
his hat," said Fin.



3

"I can track the
man," said Pix.



Fin and Pix



I can read!

Author: Tara West



I am Fin, and I am
Pix.

1



"I do not see the
man," said Fin.

2



"I can track the
man," said Pix.

3



"Pix, look! I can see
his hat," said Fin.

4



"Fin, look at the pic.
Is it him?" said Pix.

5




"The man did a trick
on us," said Fin.

6

Let's Review

is	his	track	trick
said	look	do	see

Who are the characters in the story?	What does "trick" mean?	What did the man leave for them?
How did the man trick Fin and Pix?		What are two meanings for the word "track"?
How did you feel about the middle of the story?	How do the kids feel about the man?	Retell the story.


Included Skills:

- Focus Skills: CVC words and 2 challenge blend words
- High frequency words: said, look, do, see, and, am, on, us, the, did, at, is, it, him, can
- Decodable words: Fin, Pix, man, trick, track, pic

Guided Phonics Review Lesson

Let's Review

sun	yes	fun	big
at	it	is	in
look	the	like	see

What is a rainbow?	Infer. Why was the rainbow in the sun?	What is unique about the rainbow on pg. 2?
Did the kid and pup see the rainbow?		What does "jot" mean?
What is a fact about rainbows?	What is an opinion about rainbows?	What did you enjoy most about the story?

Look At It



I can read!



Look at the 🌈. It
is in the sun.



Yes, I can jot a fun
🌈 on it. I like it!



Is a 🌈 on the
kid?



I see the 🌈. It is
big.



Look at the big 🌈.

It is in the 🌧️.



The kid and pup
can see the 🌈.

Look At It

Look at the . It is in the sun.

I see the . It is big.

Look at the big . It is in the .

The kid and pup can see the .


Is a  on the kid? Yes, I can

jot a fun  on it. I like it!



Let's Review

sun	yes	fun	big
at	it	is	in
look	the	like	see

What is a rainbow?	Infer: Why was the rainbow in the sun?	What is unique about the rainbow on pg. 2?
Did the kid and pup see the rainbow?		What does "jot" mean?
What is a fact about rainbows?	What is an opinion about rainbows?	What did you enjoy most about the story?

UNIT 2 | Review


Look At It



I can read!

Author: Tara West



Look at the . It is in the sun.


1



I see the . It is big.

2



Yes, I can jot a fun  on it. I like it!

9




Is a  on the

kid?

5



The kid and pup can see the .

4



Look at the big . It is in the .

3

Look At It



I can read!

Author: Tara West



Look at the 🌈. It
is in the sun.

1



I see the 🌈. It is
big.

2



Look at the big 🌈.
It is in the ☁️.

3



The kid and pup
can see the 🌈.

4



Is a 🌈 on the
kid?

5



Yes, I can jot a fun
🌈 on it. I like it!

6


Let's Review

sun	yes	fun	big
at	it	is	in
look	the	like	see

What is a rainbow?	Infer. Why was the rainbow in the sun?	What is unique about the rainbow on pg. 2?
Did the kid and pup see the rainbow?	💡	What does "jot" mean?
What is a fact about rainbows?	What is an opinion about rainbows?	What did you enjoy most about the story?

Let's Review

have	little	said	you
shake	gave	five	lime

Who are the characters in the story?	What are two meanings for the word "shake"?	What did Beth want from the Shake Shack?
What happened when Dale had five sips?		What might a "chill zap" mean?
How did you feel about the end of the story?	How do the kids feel about the Shake Shack?	Retell the story.


Included Skills:

- Focus Skills: Dale, shake, lime, cupcake, five, gave
- High frequency words: have, said, for, you, little, her, from, the

Shake Shack



I can read!




Dale is at the Shake
Shack. "Dad, can I
have a lime shake?"



Beth bit from her
cupcake and said, "No
chill zap for me!"



Dale had five sips of
his shake and said,
"I had a chill zap!"



"Dale, you can get a
little lime shake,"
said Dad.




Beth said to Dad,
"Can I get a shake
and a cupcake?"



Dad gave her a look.
"Ok, I will not get
the shake."

Let's Review

have	little	said	you
shake	gave	five	lime

Who are the characters in the story?	What are two meanings for the word "shake"?	What did Beth want from the Shake Shack?
What happened when Dale had five sips?		What might a "chill zap" mean?
How did you feel about the end of the story?	How do the kids feel about the Shake Shack?	Retell the story.


Included Skills:

- Focus Skills: Dale, shake, lime, cupcake, five, gave
- High frequency words: have, said, for, you, little, her, from, the

Shake Shack



I can read!




Dale is at the Shake Shack. "Dad, can I have a lime shake?"



Beth bit from her cupcake and said, "No chill zap for me!"



Dale had five sips of
his shake and said,
"I had a chill zap!"



"Dale, you can get a
little lime shake,"
said Dad.



Beth said to Dad,
"Can I get a shake
and a cupcake?"



Dad gave her a look.
"Ok, I will not get
the shake."

Name: _____

CVCE Reader:


Shake Shack

Dale is at the Shake Shack. "Dad, can I have a lime shake?" "Dale, you can get a little lime shake," said Dad. Beth said to Dad, "Can I get a shake and a cupcake?" Dad gave her a look. "Ok, I will not get the shake." Dale had five sips of his shake and said, "I had a chill zap!" Beth bit from her cupcake and said, "No chill zap for me!"



Let's Review

have	little	said	you
shake	gave	five	lime

Who are the characters in the story?	What are two meanings for the word "shake"?	What did Beth want from the Shake Shack?
What happened when Dale had five sips?		What might a "chill zap" mean?
How did you feel about the end of the story?	How do the kids feel about the Shake Shack?	Retell the story.

Included Skills:

- Focus Skills: Dale, shake, lime, cupcake, five, gave
- High frequency words: have, said, for, you, little, her, from, the


Guided Phonic • Beyond CYCE Unit 4

Shake Shack



I can read!

Author: Tara West



Dale is at the Shake Shack. "Dad, can I have a lime shake?"

1



"Dale, you can get a little lime shake," said Dad.

2

Beth bit from her cupcake and said, "No chill zap for me!"



9

Dale had five sips of his shake and said, "I had a chill zap!"



5

Dad gave her a look. "OK, I will not get the shake."



4

Beth said to Dad, "Can I get a shake and a cupcake?"




3

Shake Shack



I can read!

Author: Tara West



Dale is at the Shake Shack. "Dad, can I have a lime shake?"

1



"Dale, you can get a little lime shake," said Dad.

2



Beth said to Dad, "Can I get a shake and a cupcake?"

3



Dad gave her a look. "Ok, I will not get the shake."

4



Dale had five sips of his shake and said, "I had a chill zap!"

5




Beth bit from her cupcake and said, "No chill zap for me!"

6

Let's Review

have	little	said	you
shake	gave	five	lime

Who are the characters in the story?	What are two meanings for the word "shake"?	What did Beth want from the Shake Shack?
What happened when Dale had five sips?		What might a "chill zap" mean?
How did you feel about the end of the story?	How do the kids feel about the Shake Shack?	Retell the story.

Included Skills:

- Focus Skills: Dale, shake, lime, cupcake, five, gave
- High frequency words: have, said, for, you, little, her, from, the

Guided Phonics + Beyond

Guided Phonics + Beyond is the property of Tara West and is protected through copyright and trademark registrations. All rights reserved.

No part of this digital download may be reproduced electronically, shared without additional licenses, or placed on the internet for others to access without the prior permission from the publisher, Tara West.

If you are a school district using this download as curriculum for more than one teacher an additional school license will need to be purchased.

Fonts used within this download are intellectual property of **Print Designs by Kris**.

The clipart images are intellectual property of **Laura Strickland of Whimsy Clips**.

Contact Information

Email: littlemindsatworkLLC@gmail.com

Website: www.littlemindsatwork.org

Store: <http://www.teacherspayteachers.com/Store/Tara-West>