

GUIDED PHONICS + BEYOND UNIT 5 ALIGNED

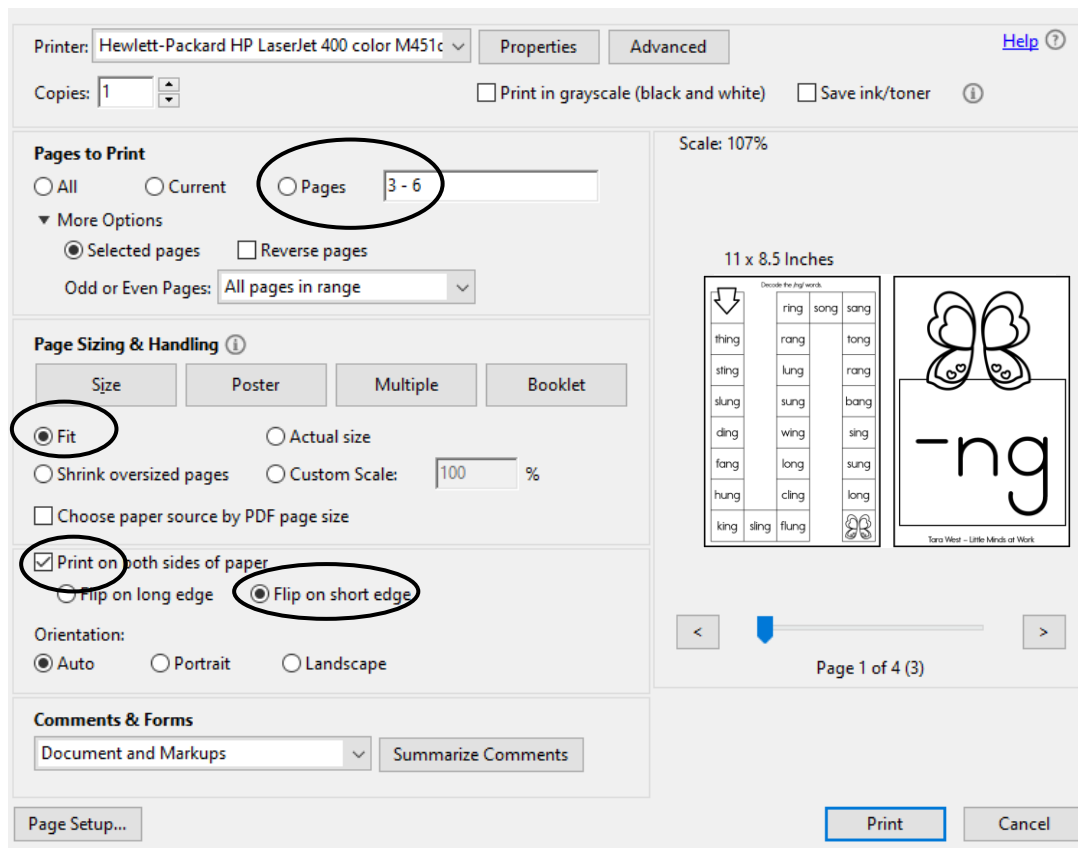
SKILL-BASED BOOKS



©Tara West - Little Minds at Work

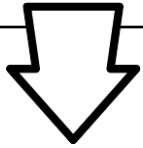
■ A NOTE FROM TARA WEST

Thanks for downloading the free 10 Ending Blends and R-Controlled books. These books can be used in multiple settings: whole-group instruction, small-group instruction, intervention, literacy center, and/or at-home supplement. Students will work on reading, writing, drawing, and phoneme to grapheme mapping a variety of skill-based words. If you have questions, email littlemindsatworkLLC@gmail.com, follow me on [Facebook](#), or visit my blog, [Little Minds at Work](#).



Printing Instructional Booklets: It is very important to follow a few quick printing tips. You can view a tutorial video [HERE!](#) First, you will type in the page numbers you wish to print. Next, select “fit”. This will help the reader to fill the entire page and leave minimal white space. Then, select “print on both sides”. Be sure to also select “flip on short edge”. Lastly, select for the reader to print. NOTE: The books are best printed using Adobe Reader. Adobe Reader is a **free download**. The book will print out on two sheets of paper. You will simply fold the books. Double staple on the left side (optional).

Decode the /ng/ words.



thing

rang

tong

sting

lung

rang

slung

sung

bang

ding

wing

sing

fang

long

sung

hung


cling

long

king

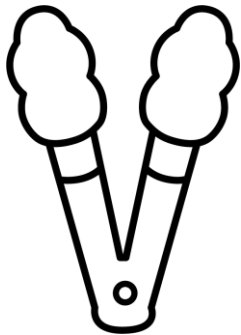

sling

flung



-ng

Read the images with /ng/.



bang, sling, hung, sting, tong, rang

Read and draw the /ng/ sound words.


swing
_____→

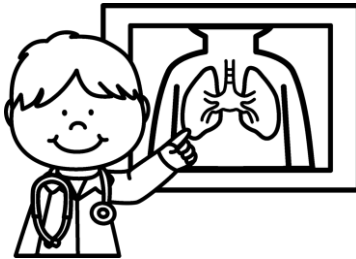
king
_____→

sing
_____→

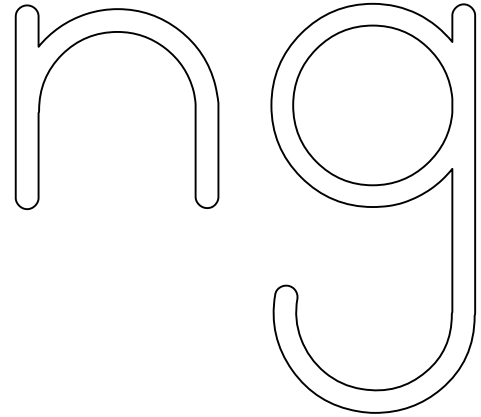
ring
_____→

Write the words.





Trace the grapheme as you state the matching sound.




Write the grapheme as you state the matching sound.

_____	_____	_____
-----	-----	-----
_____	_____	_____
_____	_____	_____
-----	-----	-----
_____	_____	_____

State the sound as you read, /ng/, /ng/, ____.

ng, ng,




ng, ng,



ng, ng,




Map and write the words.




--	--	--



--	--	--

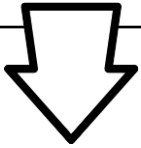



--	--	--




--	--	--

Decode the /nk/ words.






		stunk	rank	think
ink		pink		rink
sunk		stink		ink
bank		mink		sank
tank		drink		pink
bunk		link		sink
wink		blink		wink
dunk	honk	junk		



nk

Read the images with /nk/.



junk, blink, honk, trunk, tank, dunk

Read and draw the /nk/ sound words.


ink
→

drink
→

skunk
→





sink
→

Write the words.





Trace the grapheme as you state the matching sound.



Write the grapheme as you state the matching sound.


_____	_____	_____
-----	-----	-----
_____	_____	_____
-----	-----	-----
_____	_____	_____

State the sound as you read, /nk/, /nk/, ____.

nk, nk,



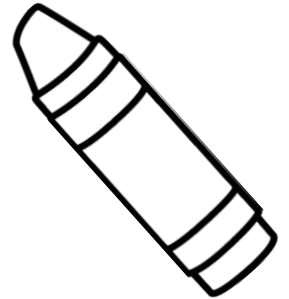
nk, nk,



nk, nk,

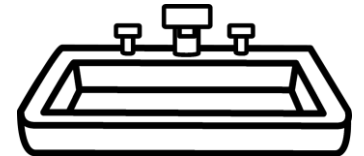


Map and write the words.



--	--	--

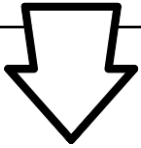
--	--	--





--	--	--

--	--	--

Decode the /ar/ words.





	star	bark	yard
arm	arch		barn
dark	part		yarn
art	tar		card
dart	park		scarf
bar	jar		cart
hard	scar		start
car	harp	far	



ar

Read the images with /ar/.



harp, bark, barn, bar, arm, card

Read and draw the /ar/ sound words.

art



farm





shark




scar

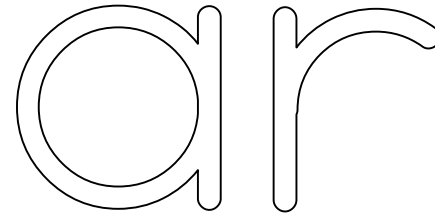


Write the words.





Trace the grapheme as you state the matching sound.



Write the grapheme as you state the matching sound.


_____	_____	_____
-----	-----	-----
_____	_____	_____
-----	-----	-----
_____	_____	_____

State the sound as you read, /ar/, /ar/, ____.



ar, ar,




ar, ar,



ar, ar,




Map and write the words.



--	--	--

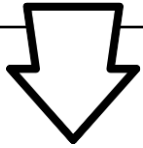
--	--	--





--	--	--

--	--	--

Decode the /ir/ words.




		twirl	swirl	skirt
fir		thirst		quirk
sir		bird		first
dirt		birth		stir
girl		stir		firm
birch		fir		bird
flirt		whirl		irk
shirt	smirk	third		



ir

Read the images with /ir/.



bird, thirst, stir, shirt, dirt, first

Read and draw the /ir/ sound words.


girl
→


twirl
→

squirt
→

smirk
→

Write the words.




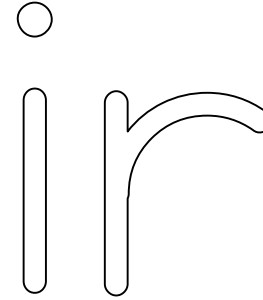








Trace the grapheme as you state the matching sound.




Write the grapheme as you state the matching sound.

_____	_____	_____
-----	-----	-----
_____	_____	_____
-----	-----	-----
_____	_____	_____

State the sound as you read, /ir/, /ir/, ____.

ir, ir,



ir, ir,



ir, ir,



Map and write the words.



--	--	--



--	--	--

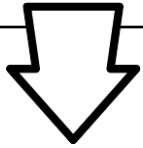



--	--	--



--	--	--

Decode the /or/ words.






		torso	horn	born
born		fort		pork
torn		stork		fork
cord		form		port
forth		snort		horn
cork		fork		sort
north		short		stork
corn	orbit	ford		



or

Read the images with /or/.



porch, cork, thorn, sport, storm, fork

Read and draw the /or/ sound words.

fort



acorn



short





torch

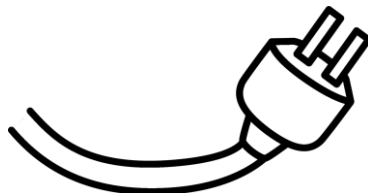


Write the words.

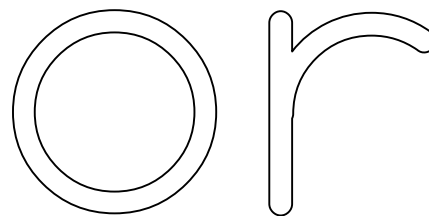








Trace the grapheme as you state the matching sound.



Write the grapheme as you state the matching sound.

_____	_____	_____
-----	-----	-----
_____	_____	_____
_____	_____	_____
-----	-----	-----
_____	_____	_____

State the sound as you read, /or/, /or/, ____.

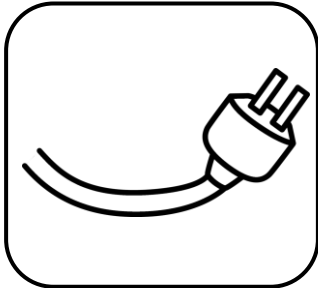
or, or,



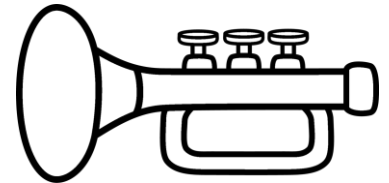


or, or,



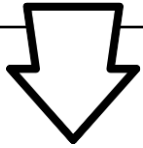
or, or,





Map and write the words.



Decode the /ur/ words.


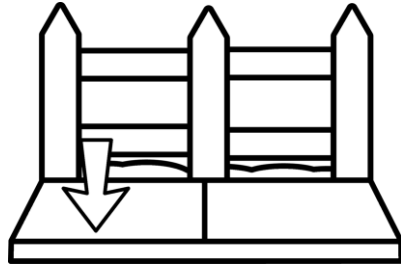




		spurt	spur	turn
spurt		surf		lurk
curl		fur		curb
slurp		turf		hurt
curd		blur		turf
lurch		turn		hurl
curb		burn		burst
burst	burp	blurt		



ur

Read the images with /ur/.



turn, curl, hurl, curb, burst, slurp

Read and draw the /ur/ sound words.

blurt



turn



burp





fur




Write the words.










Trace the grapheme as you state the matching sound.




Write the grapheme as you state the matching sound.

_____	_____	_____
-----	-----	-----
_____	_____	_____
-----	-----	-----
_____	_____	_____

State the sound as you read, /ur/, /ur/, ____.


ur, ur,



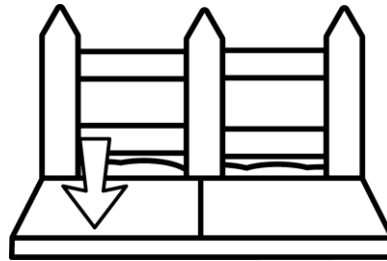
ur, ur,




ur, ur,




Map and write the words.




--	--	--



--	--	--

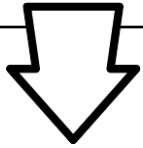


--	--	--



--	--	--

Decode the /er/ words.



fern

perk

sister

after

over

refer

silver

fiber

later

clerk

offer

rider

sister

verb

tiger

fern

later

seller

stern


tiger

after

fiber




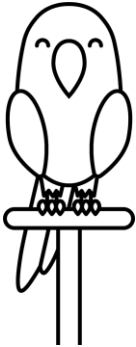

term

herd



er

Read the images with /er/.



under, perm, perch, fern, herd, over

Read and draw the /er/ sound words.

sister



paper




corner





clerk




Write the words.











Trace the grapheme as you state the matching sound.




Write the grapheme as you state the matching sound.

State the sound as you read, /er/, /er/, ____.

er, er,




er, er,



er, er,


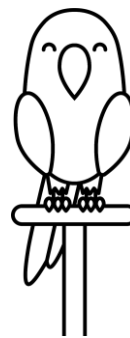


Map and write the words.



--	--	--


--	--	--





--	--	--

--	--	--

Decode the /kn/ words.




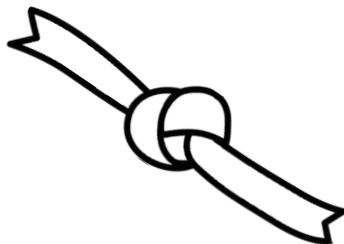



		knit	knoll	knob
knap		knap		knelt
knife		knife		knot
knit		knoll		knap
knoll		knit		knock
knob		knife		knap
knelt		knob		knife
knot	knock	knelt		



k n

Read the images with /kn/.



knob, knot, knapsack, knelt, knife, knit

Read and draw the /kn/ sound words.

knob



knock




knot




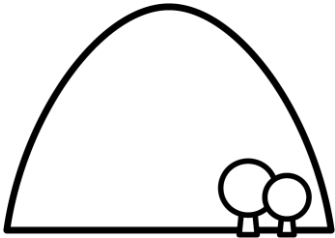
knelt



Write the words.


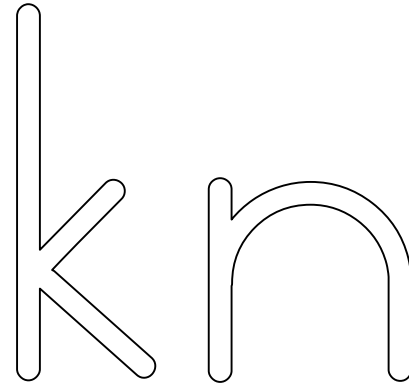








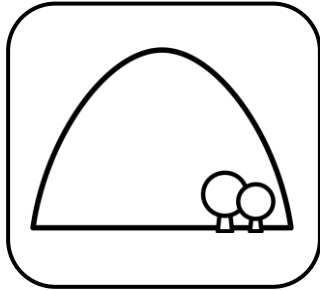
Trace the grapheme as you state the matching sound.




Write the grapheme as you state the matching sound.

State the sound as you read, /kn/, /kn/, ____.


kn, kn,




kn, kn,




kn, kn,




Map and write the words.




--	--	--



--	--	--

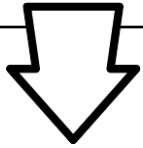


--	--	--



--	--	--

Decode the /wr/ words.




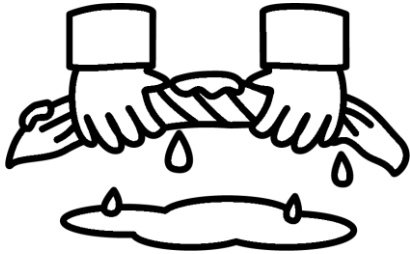


		wrap	write	wrung
writ		wrench		write
wrap		writ		wrap
wrist		write		wrung
wrung		wrong		wrist
write		wrist		wreck
wrench		write		wrap
wren	wreck	wrap		



wr

Read the images with /wr/.



wrung, wrench, wren, wreck, wrap, write

Read and draw the /wr/ sound words.

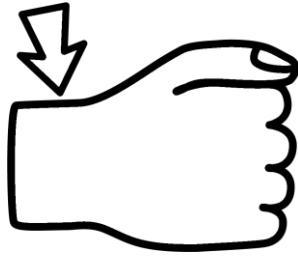
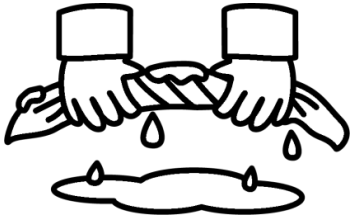
wrap
→



wreck
→

wrist
→


write
→

Write the words.





Trace the grapheme as you state the matching sound.

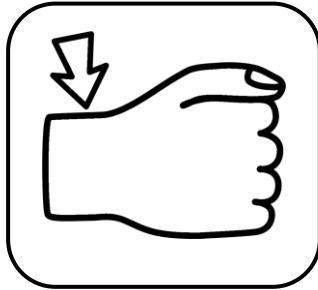


Write the grapheme as you state the matching sound.


_____	_____	_____
-----	-----	-----
_____	_____	_____
_____	_____	_____
-----	-----	-----
_____	_____	_____

State the sound as you read, /wr/, /wr/, ____.


wr, wr,



wr, wr,




wr, wr,



Map and write the words.




--	--	--



--	--	--

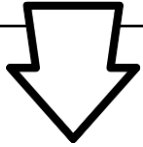



--	--	--




		e
--	--	---

Decode the /mb/ words.



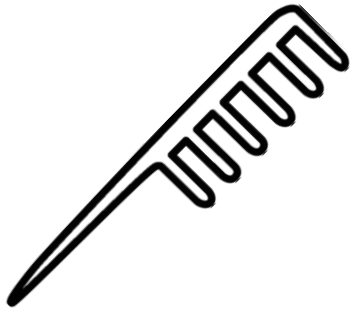


		lamb	comb	limb
lamb		climb		crumb
limb		thumb		comb
climb		numb		thumb
crumb		lamb		numb
comb		thumb		lamb
numb		comb		climb
thumb	limb	lamb		



mb

Read the images with /mb/.



comb, numb, crumb, thumb, climb, limb

Read and draw the /mb/ sound words.

thumb



crumb



lamb




comb




Write the words.


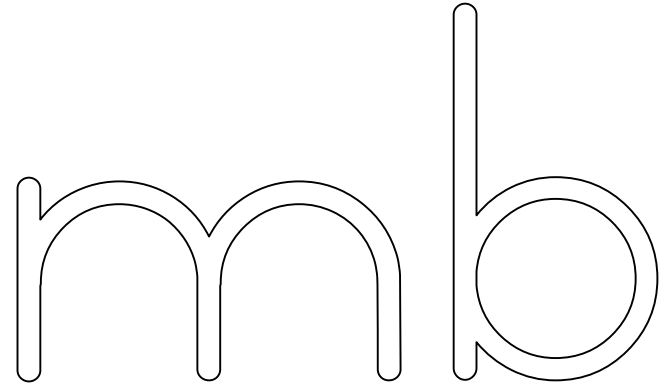








Trace the grapheme as you state the matching sound.

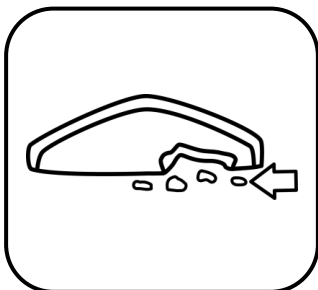


Write the grapheme as you state the matching sound.


_____	_____	_____
-----	-----	-----
_____	_____	_____
_____	_____	_____
-----	-----	-----
_____	_____	_____

State the sound as you read, /mb/, /mb/, ____.

mb, mb,




mb, mb,



mb, mb,




Map and write the words.



--	--	--

--	--	--



--	--	--

--	--	--



This packet is the property of Tara West and is protected through copyright and trademark registrations. All rights reserved.

No part of this digital download may be reproduced electronically, shared without additional licenses, or placed on the internet for others to access without the prior permission from the publisher, Tara West.

If you are a school district using this download as curriculum for more than one teacher an additional school license will need to be purchased.

The clipart images are intellectual property of Laura Strickland of Whimsy Clips.

Contact Information

Email: littlemindsatworkLLC@gmail.com

Website: www.littlemindsatwork.org

Store: <http://www.teacherspayteachers.com/Store/Tara-West>