

Pre-K math



Pre-K Math Scope and Sequence

Pre-K Math's scope and sequence presents the number of days you will spend on each unit. The individual teacher will need to map out the days per unit to their current school calendar. Please note that Pre-K Math was created with the teacher in mind, giving the freedom to rearrange the individual units within the curriculum at your discretion. The days listed per unit are merely a suggestion and can be shortened or extended if necessary. You will want to base the number of days spent on each unit according to your students' current needs.

Unit One: Introduction to Sorting.....	10 days of instruction
Unit Two: Introduction to Shapes.....	10 days of instruction
Unit Three: Introduction to Patterns.....	10 days of instruction
Unit Four: Introduction to Positional Words.....	10 days of instruction
Unit Five: Introduction to Comparing Numbers.....	10 days of instruction
Unit Six: Introduction to Measurement.....	10 days of instruction
Unit Seven: Complex Sorting.....	10 days of instruction
Unit Eight: Complex Patterns.....	10 days of instruction
Unit Nine: Complex Shapes.....	10 days of instruction
Unit Ten: Complex Comparing.....	10 days of instruction
Unit Eleven: Complex Measurement.....	10 days of instruction
Unit Twelve: Estimation and Data.....	10 days of instruction
Unit Thirteen: Combining Sets.....	10 days of instruction
Unit Fourteen: Subtracting Sets.....	10 days of instruction
Unit Fifteen: Kindergarten Prep.....	10 days of instruction

Why Pre-K Math Units?

Pre-K Math units are teacher-created, kid-tested, and most importantly kid-approved! Pre-K Math takes away that monotonous way of teaching math where students sit and listen to the teacher TEACH math. Instead, Pre-K Math encourages guidance from the teacher while the students TEACH and LEARN math through hands-on and engaging math activities with their partners.

Pre-K Math units are made up of 10 instructional days each, but can be adjusted to fit your classroom needs. The units include assessment pieces as a way to ensure student growth over the unit.

These are just a few highlights you'll see using the Pre-K Math Units:



**Kids...TALKING
about math**



**Use of
Manipulatives**




**Fun and
Engaging**



**Requires
Critical Thinking!**

Overview of a Unit

Below is a quick overview of how each unit will be set up. You will notice that you might see more than you can squeeze into one day. That is okay and what is best about Pre-K Math. Pre-K Math is made with the teacher in mind, so pick and choose from the material based on students' need.



A closer look at the unit: Within each unit of Pre-K Math you will receive 10 teaching lessons, or ten days of instruction. Each lesson will come with a daily practice sheet as well. Along with the lessons and practice sheets, the unit will also include any and all student cards/hands-on materials needed for the students to be successful. The lesson will also have a paired interactive notebook sheet and aligned center mat. The teacher will only need to provide the manipulatives, such as cubes or counters.

The units will also come with math talk images. These can be printed or displayed on an interactive whiteboard. Along with the necessary material for each week, Pre-K Math also comes with an assessment for each unit.

Overview of the Lesson

Below is a quick overview of how each lesson plan is set up including the math lesson breakdowns and the main headers upon the left & right sidebars. The lesson plan is broken down into five main sections: movement, rhythm, whole-group lesson, small-group lesson, and apply & practice.

Lesson number

Lesson title

"I can" statement

Video resources

Lesson 	<h2 style="margin: 0;">Introduction to Sorting</h2> <p style="margin: 0;"><i>I can learn about sorting by color.</i></p>				
Movement 	<ul style="list-style-type: none"> <input type="checkbox"/> Routine 1: Whole-Body counting to 5. Students will count to 5 as they do various exercises. <input type="checkbox"/> Routine 2: 1, 2, 3, 4, 5, SLOTH! Students will move "quickly" around the carpet as you count 1-5. Shout the word, "SLOTH" and the students will stop and then start to move as slow as a sloth while they count 1-5 again. 		Materials & Prep <ul style="list-style-type: none"> <input type="checkbox"/> Whole-Body Counting Video 		
Rhythm 	<ul style="list-style-type: none"> <input type="checkbox"/> Routine 1: The teacher sings the Color Finger Family Song. You will place the cubes on your fingers. Project the song for the students. <input type="checkbox"/> Routine 2: Together as a class, sing through the Color Finger Family song. The students can sing along with you as you display the colorful fingers. 		<ul style="list-style-type: none"> <input type="checkbox"/> Finger Family Song <input type="checkbox"/> Color Cubes <input type="checkbox"/> Finger Family Video 		
Whole-Group Lesson 	<ul style="list-style-type: none"> <input type="checkbox"/> Routine 1: Introduce Simon the Sloth. Present a stuffed sloth or the sloth puppet card for students. Invite the students to welcome Simon the Sorting Sloth into the classroom. <input type="checkbox"/> Routine 2: Read pages 1-2 of the "Explore Sorting" unit text. Invite students to explore with cubes at their carpet spot. Engage students in thinking about the cubes beyond "play". Ask students to state colors of cubes they know. 		<ul style="list-style-type: none"> <input type="checkbox"/> Simon the Sloth <input type="checkbox"/> "Sorting by Color" Read Aloud <input type="checkbox"/> (Students) Cubes 		
Small-Group Lesson 	<ul style="list-style-type: none"> <input type="checkbox"/> Below Level: Students will see the visual difference by sorting two sets of colored cubes. Students observe as you sort your cubes by color. Afterwards, invite students to sort their two colors of cubes on their mat. "Boys and girls, look at my cubes! Do you notice something about the colors? Yes, I have cubes with two colors. What two colors do you see? Yes, I have some blue cubes and some green cubes. Can you help me sort all of my blue cubes together and my green cubes together? Nice work!" <input type="checkbox"/> Grade Level: Students will assist in sorting cubes by their color. Students will observe you as you pour out a bowl of green, blue and yellow cubes. Have students state the three colors they see and ask students for suggestions on how you can sort (color). Have volunteers assist you in sorting your cubes by their color. When students are stating where a cube should be sorted to, ask questions like, "How do you know? Why can't the blue cube sort into the green group? What is different?" <input type="checkbox"/> Above Level: Students will sort cubes by their color independently. Students will observe you as you pour out a bowl of green, blue and yellow cubes. Have students state the three colors they see and ask students for suggestions on how you can sort (color). Have volunteers assist you in sorting your cubes by their color. "Boys and girls, thank you for helping my sort by cubes. Now I want to see you sort your own cubes You will get a bowl of cubes (3 colors) and your sorting mat. Are you ready to sort?" 		<ul style="list-style-type: none"> <input type="checkbox"/> (Teacher) Blue and Green cubes <input type="checkbox"/> (Teacher) Blue, Yellow and Green cubes <input type="checkbox"/> (Teacher) Yellow and Green cubes <input type="checkbox"/> (Students) Bowl of Green, Yellow, and Blue Cubes <input type="checkbox"/> (Students) Resource Mat #3 		
Apply and Practice 	Notebook <input type="checkbox"/> Lesson 1.1 Notebook Task	Center <input type="checkbox"/> Lesson 1.1 Center Mats	Printable <input type="checkbox"/> Lesson 1.1 Printable Practice Sheet	Dramatic Play <input type="checkbox"/> Unit One Dramatic Play Task Cards	Manipulatives <input type="checkbox"/> Unit One Manipulative Tubs & Tasks

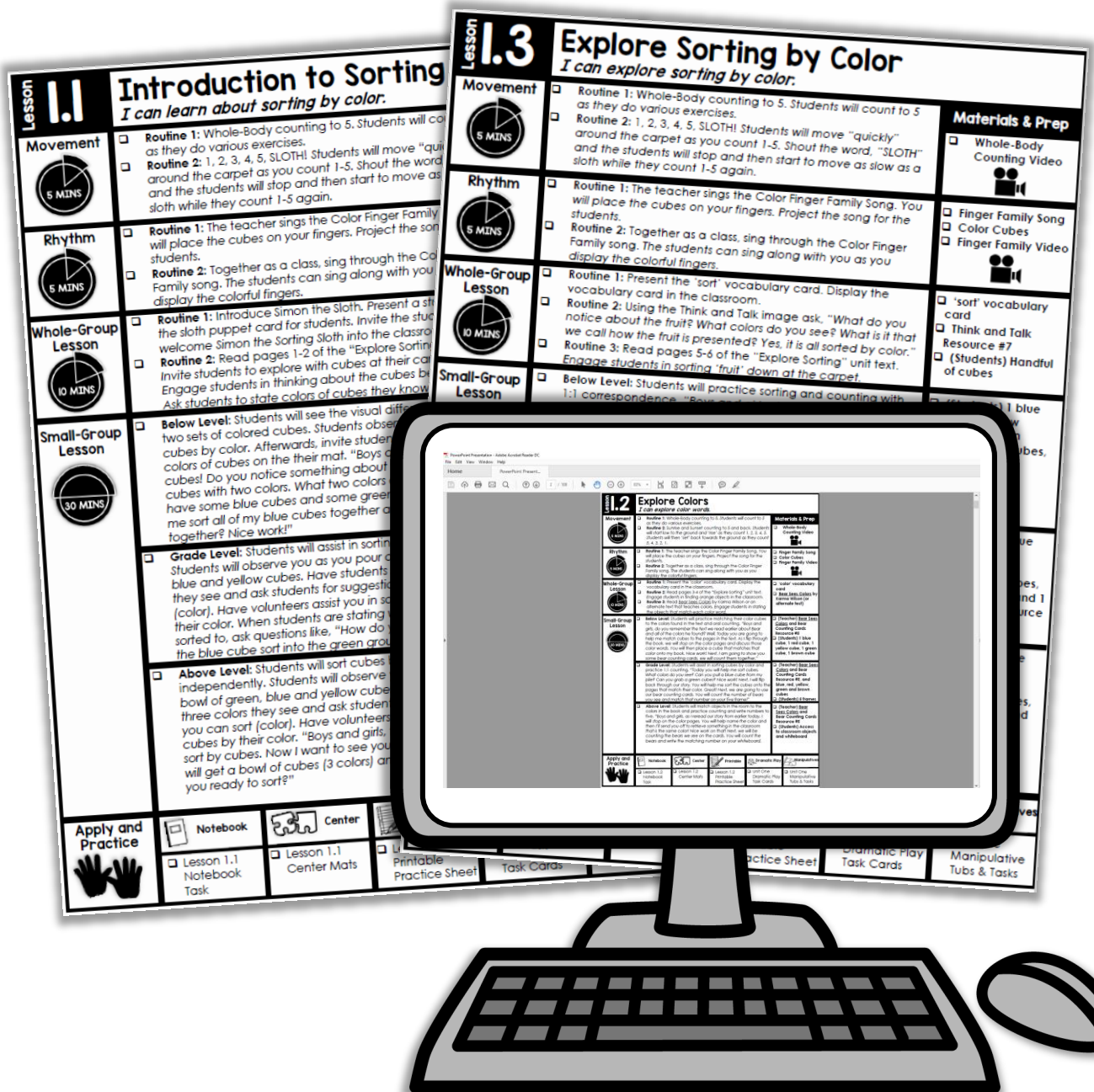
Activity title

Time allotment

Needed materials

Included activities

Pre-K Math units are made for the teacher! If you should need to edit your weekly lesson plans, you will be able to. Included in the units will be editable plans. You will have the daily lesson plans where you can edit them to fit your needs. Pre-K Math promotes teacher flexibility. You will be able to customize the unit to fit the needs of your students. You can add, delete, and move around the routines. Teachers can also add in their own state standards to the lesson plans to meet those requirements.



Unit: One


Intro to Sorting

Pre-K
Math




Pre-K Unit 1 Components


Lesson Plans




Vocabulary




Resources




Songs



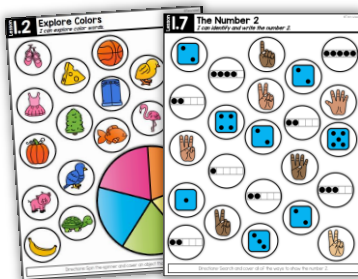
Assessment



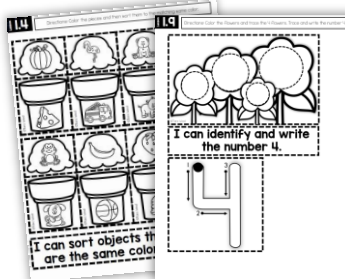
Printables



Center Mats



Interactive NB



Dramatic Play



Think/Talk Images



Organization



Mascot



Interactive Notebook Activities

The Pre-K Math curriculum includes lesson-by-lesson interactive notebook activities. The notebook pages are aligned to the Pre-K Math lesson.

Lesson I.1



Lesson I.2



Lesson I.3




Lesson I.4




Lesson I.5



Lesson I.6



Lesson I.7




Lesson I.8



Lesson I.9



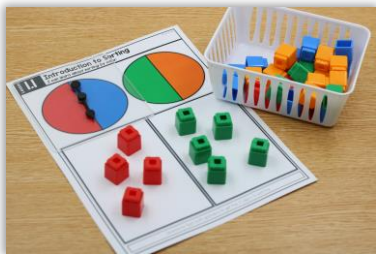
Lesson I.10



Aligned Center Mats

The Pre-K Math curriculum includes lesson-by-lesson center mats. The centers mats are aligned to the Pre-K Math lesson.

Lesson I.1



Lesson I.2




Lesson I.3



Lesson I.4



Lesson I.5



Lesson I.6



Lesson I.7



Lesson I.8



Lesson I.9




Lesson I.10




Manipulative Mats

The Pre-K Math curriculum includes unit manipulative mats. The mats are open-ended and can be used to pair with any lesson within the unit. Additional mats not shown.

Mat #1




Mat #2



Mat #3



Mat #4



Mat #5



Mat #6



Mat #7



Mat #8



Mat #9




Mat #10



Manipulative Mats (contd.)

The Pre-K Math curriculum includes unit manipulative mats. The mats are open-ended and can be used to pair with any lesson within the unit. Additional mats not shown.

Mat #11



Mat #12



Mat #13



Mat #14



Mat #15



Mat #16



Mat #17



Mat #18



Mat #19



Mat #20



Unit: Two

Intro to Shapes

Pre-K
Math




Pre-K Unit 2 Components

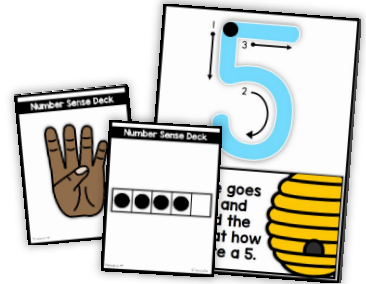
Lesson Plans



Vocabulary




Resources




Songs



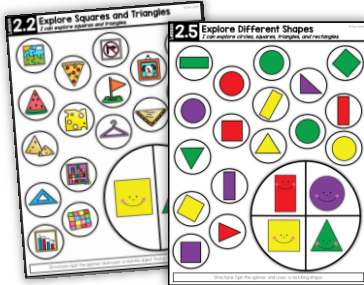
Assessment




Printables



Center Mats



Interactive NB



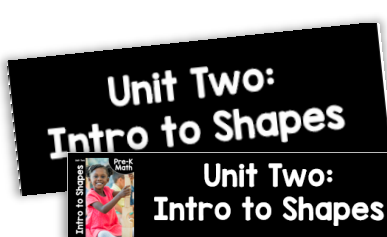
Dramatic Play



Think/Talk Images



Organization




Mascot



Aligned Center Mats

The Pre-K Math curriculum includes lesson-by-lesson center mats. The centers mats are aligned to the Pre-K Math lesson.

Lesson 2.1



Lesson 2.2



Lesson 2.3



Lesson 2.4



Lesson 2.5



Lesson 2.6



Lesson 2.7



Lesson 2.8



Lesson 2.9




Lesson 2.10



Manipulative Mats

The Pre-K Math curriculum includes unit manipulative mats. The mats are open-ended and can be used to pair with any lesson within the unit. Additional mats not shown.

Mat #1



Mat #2



Mat #3




Mat #4




Mat #5



Mat #6



Mat #7



Mat #8



Mat #9




Mat #10



Manipulative Mats (contd.)

The Pre-K Math curriculum includes unit manipulative mats. The mats are open-ended and can be used to pair with any lesson within the unit. Additional mats not shown.

Mat #11



Mat #12



Mat #13



Mat #14




Mat #15




Mat #16




Mat #17



Mat #18



Mat #19



Mat #20



Unit: Three


Intro to Patterns

Pre-K
Math




Pre-K Unit 3 Components

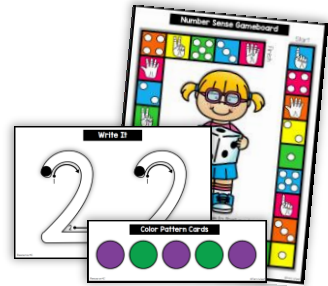
Lesson Plans




Vocabulary




Resources




Songs




Assessment



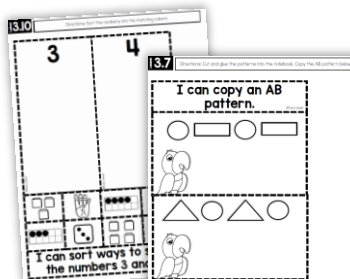
Printables



Center Mats



Interactive NB



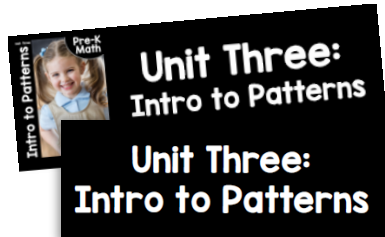
Dramatic Play



Think/Talk Images



Organization



Mascot




Aligned Center Mats

The Pre-K Math curriculum includes lesson-by-lesson center mats. The centers mats are aligned to the Pre-K Math lesson.

Lesson 3.1



Lesson 3.2




Lesson 3.3



Lesson 3.4




Lesson 3.5




Lesson 3.6




Lesson 3.7



Lesson 3.8



Lesson 3.9



Lesson 3.10




Manipulative Mats

The Pre-K Math curriculum includes unit manipulative mats. The mats are open-ended and can be used to pair with any lesson within the unit. Additional mats not shown.


Mat #1



Mat #2




Mat #3




Mat #4



Mat #5



Mat #6




Mat #7




Mat #8



Mat #9



Mat #10




Manipulative Mats (contd.)

The Pre-K Math curriculum includes unit manipulative mats. The mats are open-ended and can be used to pair with any lesson within the unit. Additional mats not shown.

Mat #11



Mat #12



Mat #13



Mat #14




Mat #15



Mat #16



Mat #17



Mat #18



Mat #19



Mat #20



Unit: Four


Intro to Positional Words

Pre-K Math




Pre-K Unit 4 Components

Lesson Plans




Vocabulary




Resources




Songs



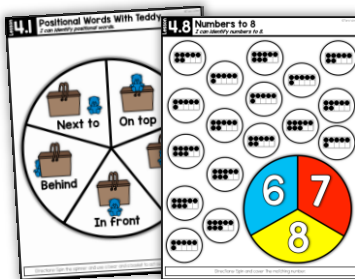
Assessment




Printables



Center Mats



Interactive NB



Dramatic Play



Think/Talk Images



Organization



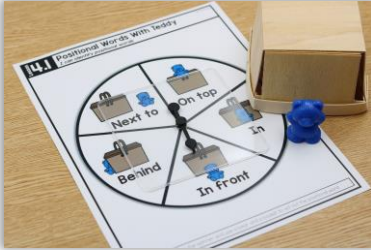
Mascot



Aligned Center Mats

The Pre-K Math curriculum includes lesson-by-lesson center mats. The centers mats are aligned to the Pre-K Math lesson.


Lesson 4.1



Lesson 4.2



Lesson 4.3



Lesson 4.4



Lesson 4.5



Lesson 4.6



Lesson 4.7



Lesson 4.8



Lesson 4.9



Lesson 4.10



Manipulative Mats

The Pre-K Math curriculum includes unit manipulative mats. The mats are open-ended and can be used to pair with any lesson within the unit. Additional mats not shown.

Mat #1



Mat #2




Mat #3




Mat #4



Mat #5



Mat #6



Mat #7




Mat #8



Mat #9



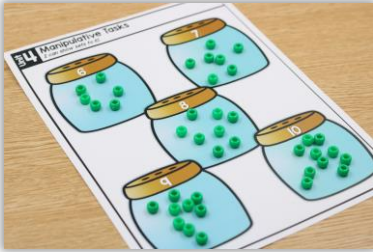
Mat #10



Manipulative Mats (contd.)

The Pre-K Math curriculum includes unit manipulative mats. The mats are open-ended and can be used to pair with any lesson within the unit. Additional mats not shown.

Mat #11



Mat #12



Mat #13



Mat #14



Mat #15



Mat #16




Mat #17




Mat #18



Mat #19



Mat #20



Unit: Six


Intro to Measurement

Pre-K Math



Pre-K Unit 6 Components

Lesson Plans




Vocabulary



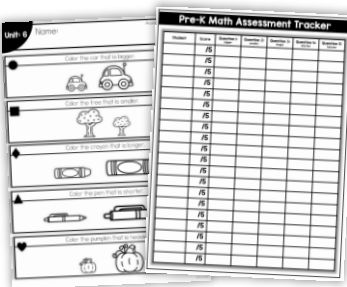
Resources




Songs




Assessment



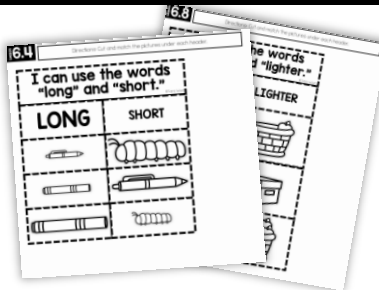
Printables




Center Mats



Interactive NB



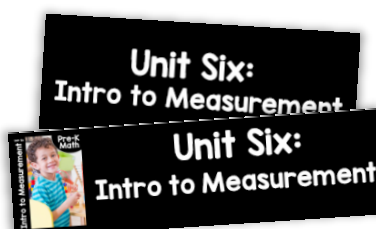
Dramatic Play



Think/Talk Images



Organization



Mascot



Aligned Center Mats

The Pre-K Math curriculum includes lesson-by-lesson center mats. The centers mats are aligned to the Pre-K Math lesson.

Lesson 6.1



Lesson 6.2



Lesson 6.3



Lesson 6.4



Lesson 6.5



Lesson 6.6



Lesson 6.7



Lesson 6.8



Lesson 6.9



Lesson 6.10



Manipulative Mats

The Pre-K Math curriculum includes unit manipulative mats. The mats are open-ended and can be used to pair with any lesson within the unit. Additional mats not shown.


Mat #1



Mat #2



Mat #3




Mat #4



Mat #5



Mat #6



Mat #7



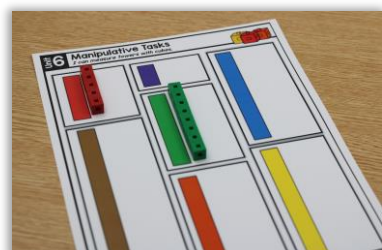
Mat #8



Mat #9



Mat #10




Manipulative Mats (contd.)

The Pre-K Math curriculum includes unit manipulative mats. The mats are open-ended and can be used to pair with any lesson within the unit. Additional mats not shown.

Mat #11



Mat #12



Mat #13



Mat #14



Mat #15



Mat #16



Mat #17



Mat #18



Mat #19



Mat #20



Unit: Seven


Complex Sorting

Pre-K Math




Pre-K Unit 7 Components

Lesson Plans



Vocabulary




Resources




Songs



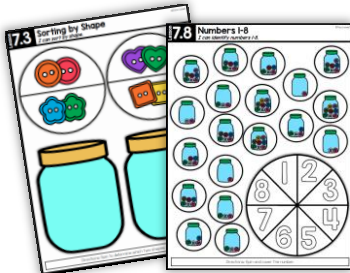
Assessment




Printables




Center Mats



Interactive NB



Dramatic Play



Think/Talk Images



Organization



Mascot




Aligned Center Mats

The Pre-K Math curriculum includes lesson-by-lesson center mats. The centers mats are aligned to the Pre-K Math lesson.


Lesson 7.1



Lesson 7.2



Lesson 7.3



Lesson 7.4



Lesson 7.5



Lesson 7.6



Lesson 7.7



Lesson 7.8



Lesson 7.9



Lesson 7.10



Manipulative Mats

The Pre-K Math curriculum includes unit manipulative mats. The mats are open-ended and can be used to pair with any lesson within the unit. Additional mats not shown.

Mat #1



Mat #2



Mat #3



Mat #4




Mat #5



Mat #6



Mat #7



Mat #8



Mat #9



Mat #10




Manipulative Mats (contd.)

The Pre-K Math curriculum includes unit manipulative mats. The mats are open-ended and can be used to pair with any lesson within the unit. Additional mats not shown.


Mat #11



Mat #12



Mat #13



Mat #14




Mat #15



Mat #16




Mat #17



Mat #18

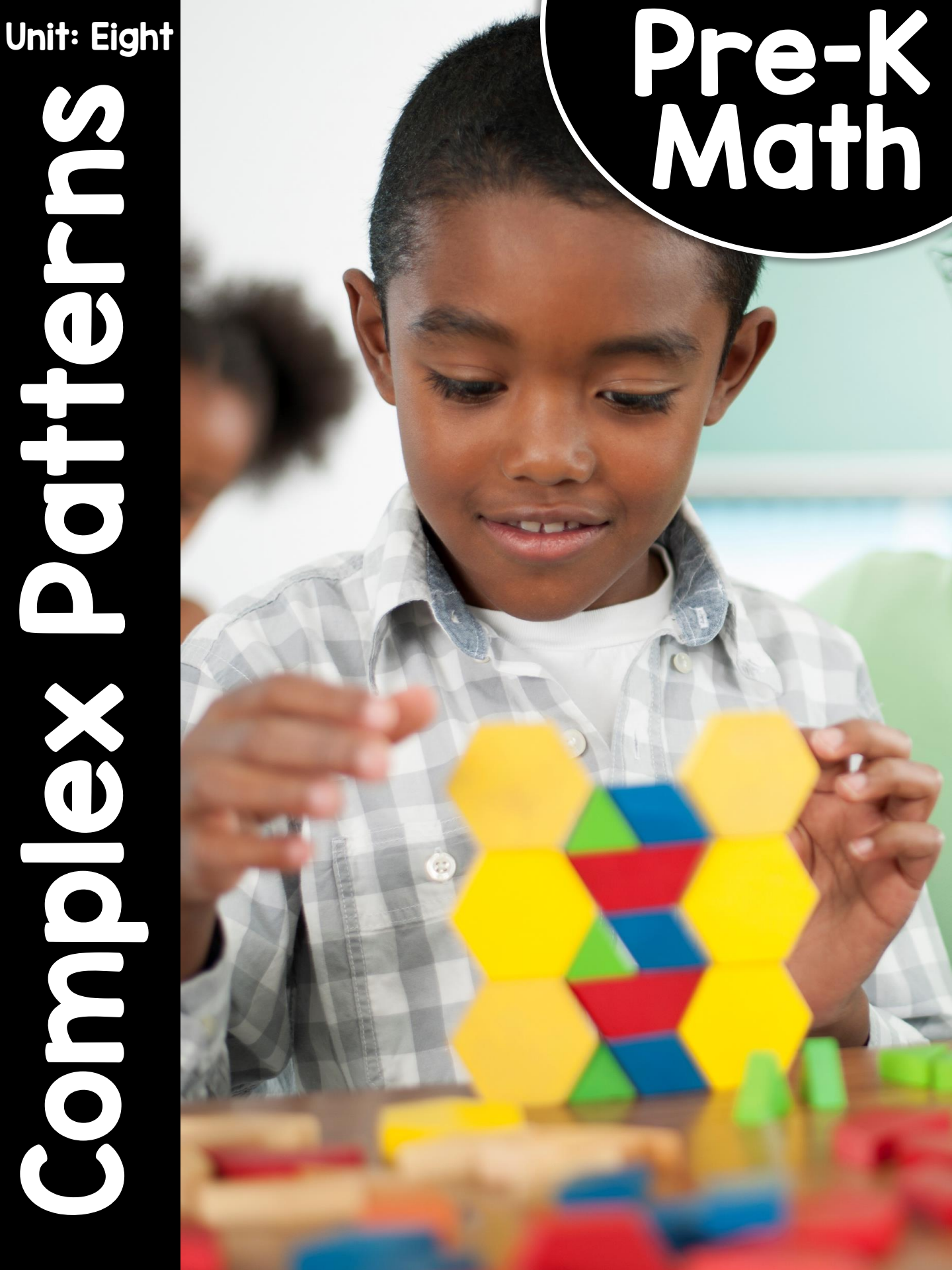


Mat #19



Mat #20






Unit: Eight

Complex Patterns


Pre-K
Math

Pre-K Unit 8 Components


Lesson Plans



Vocabulary



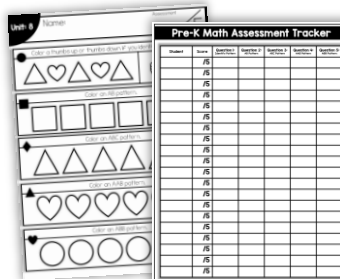
Resources




Songs



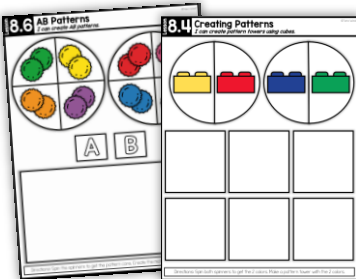
Assessment



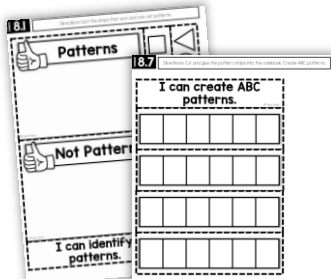
Printables




Center Mats



Interactive NB



Dramatic Play



Think/Talk Images



Organization




Mascot




Manipulative Mats

The Pre-K Math curriculum includes unit manipulative mats. The mats are open-ended and can be used to pair with any lesson within the unit. Additional mats not shown.


Mat #1




Mat #2




Mat #3



Mat #4



Mat #5



Mat #6



Mat #7



Mat #8



Mat #9



Mat #10




Manipulative Mats (contd.)

The Pre-K Math curriculum includes unit manipulative mats. The mats are open-ended and can be used to pair with any lesson within the unit. Additional mats not shown.

Mat #11




Mat #12




Mat #13




Mat #14



Mat #15



Mat #16




Mat #17




Mat #18



Mat #19



Mat #20



Dramatic Play Tasks

The Pre-K Math curriculum includes unit dramatic play task cards. The task cards can be paired with any unit lesson and include an "I can" card.

Task #1



Task #2



Task #3



Task #4



Task #5



Task #6



Task #7



Task #8



Task #9



Task #10



Dramatic Play Tasks

The Pre-K Math curriculum includes unit dramatic play task cards. The task cards can be paired with any unit lesson and include an "I can" card.

Task #11



Task #12



Task #13



Task #14



Task #15



Task #16



Task #17



Task #18



Task #19



Task #20



Unit: Nine


Complex Shapes

Pre-K
Math

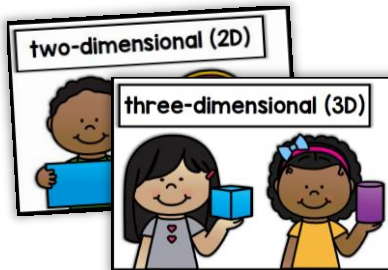


Pre-K Unit 9 Components


Lesson Plans




Vocabulary



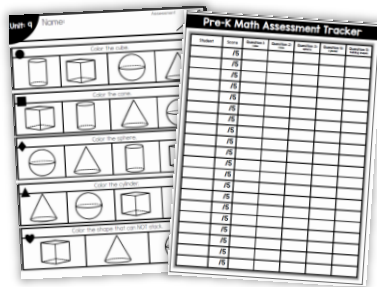
Resources



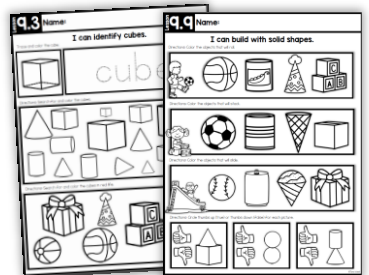
Songs



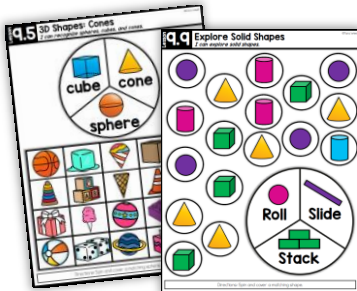
Assessment



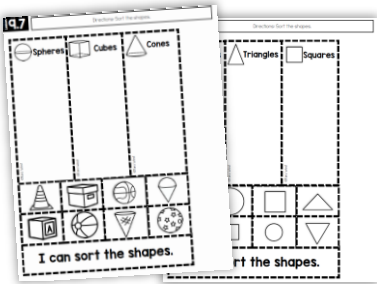
Printables




Center Mats



Interactive NB



Dramatic Play



Think/Talk Images



Organization



Mascot



Aligned Center Mats

The Pre-K Math curriculum includes lesson-by-lesson center mats. The centers mats are aligned to the Pre-K Math lesson.

Lesson q.1



Lesson q.2



Lesson q.3



Lesson q.4



Lesson q.5



Lesson q.6



Lesson q.7



Lesson q.8



Lesson q.9



Lesson q.10



Manipulative Mats

The Pre-K Math curriculum includes unit manipulative mats. The mats are open-ended and can be used to pair with any lesson within the unit. Additional mats not shown.

Mat #1



Mat #2



Mat #3



Mat #4



Mat #5



Mat #6



Mat #7



Mat #8



Mat #9




Mat #10




Manipulative Mats (contd.)

The Pre-K Math curriculum includes unit manipulative mats. The mats are open-ended and can be used to pair with any lesson within the unit. Additional mats not shown.

Mat #11




Mat #12



Mat #13



Mat #14




Mat #15



Mat #16




Mat #17




Mat #18



Mat #19



Mat #20



Unit: Ten


Complex Comparing

Pre-K Math

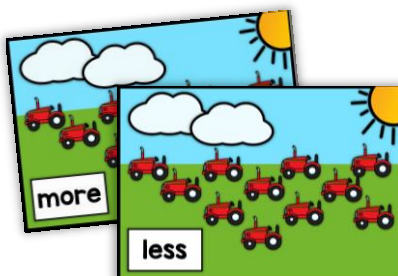


Pre-K Unit 10 Components

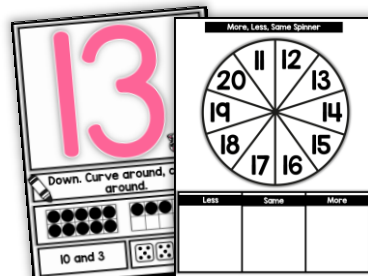
Lesson Plans




Vocabulary



Resources




Songs




Assessment



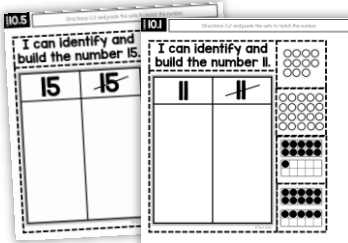
Printables



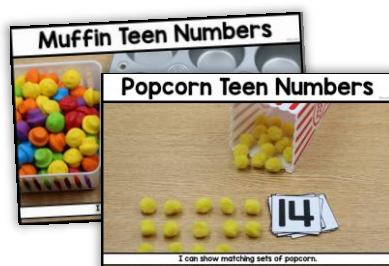
Center Mats



Interactive NB



Dramatic Play



Think/Talk Image



Organization



Mascot




Aligned Center Mats

The Pre-K Math curriculum includes lesson-by-lesson center mats. The centers mats are aligned to the Pre-K Math lesson.

Lesson 10.1




Lesson 10.2



Lesson 10.3




Lesson 10.4



Lesson 10.5



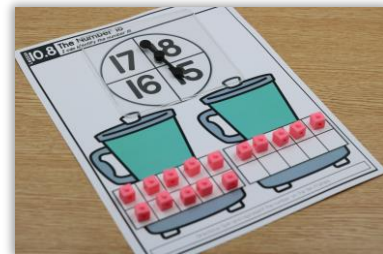
Lesson 10.6



Lesson 10.7



Lesson 10.8



Lesson 10.9




Lesson 10.10



Manipulative Mats

The Pre-K Math curriculum includes unit manipulative mats. The mats are open-ended and can be used to pair with any lesson within the unit. Additional mats not shown.


Mat #1




Mat #2




Mat #3




Mat #4



Mat #5



Mat #6



Mat #7



Mat #8



Mat #9




Mat #10



Manipulative Mats (contd.)

The Pre-K Math curriculum includes unit manipulative mats. The mats are open-ended and can be used to pair with any lesson within the unit. Additional mats not shown.

Mat #11



Mat #12



Mat #13



Mat #14



Mat #15



Mat #16



Mat #17



Mat #18



Mat #19



Mat #20

