



## A NOTE FROM TARA WEST


Thanks so much for downloading the Numbers Edition: search and dab sheets freebie packet. This packet is designed to offer an engaging and FUN way to explore numbers and subitizing sets. This packet can be used during morning work, as a homework assignment, in-class math lesson, or used as supplemental math centers. The packet includes 10 practice sheets. The practice sheets can be printed for quick use, laminated, or placed in a binder sleeve for repeated use. If you have any additional questions as always, feel free to email me at [littlemindsatworkLLC@gmail.com](mailto:littlemindsatworkLLC@gmail.com), follow me on [Facebook](#), or visit my blog, [Little Minds at Work](#).



Name: \_\_\_\_\_





Directions: Search and dab the subitizing sets.



# Name:


Directions: Search and dab the subitizing sets.



Name: \_\_\_\_\_

2



Directions: Search and dab the subitizing sets.



Name: \_\_\_\_\_

3


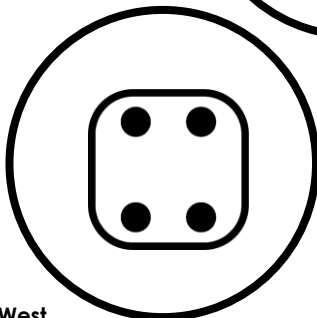

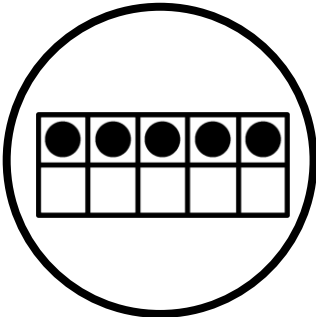

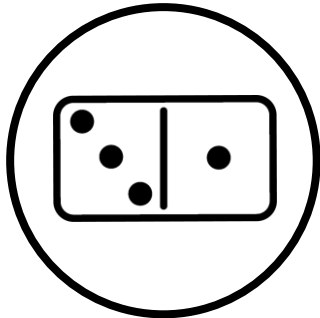
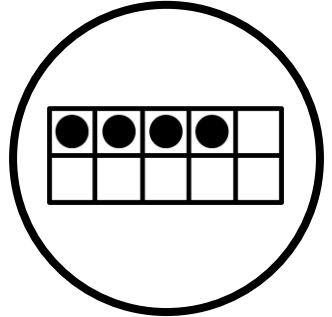


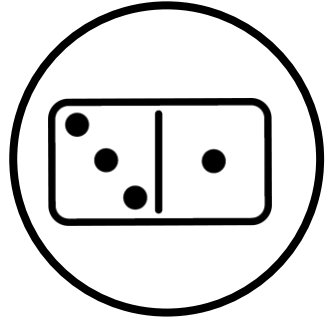

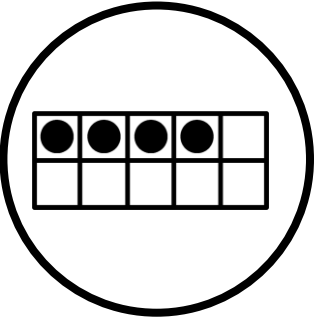
Directions: Search and dab the subitizing sets.



Name: \_\_\_\_\_

4



Directions: Search and dab the subitizing sets.



Name: \_\_\_\_\_

5


Directions: Search and dab the subitizing sets.



Name: \_\_\_\_\_

6

Directions: Search and dab the subitizing sets.







Name: \_\_\_\_\_

7


Directions: Search and dab the subitizing sets.



Name: \_\_\_\_\_

8


Directions: Search and dab the subitizing sets.



Name: \_\_\_\_\_

q

Directions: Search and dab the subitizing sets.




Name: \_\_\_\_\_

10

Directions: Search and dab the subitizing sets.

The page contains 15 circular icons, each featuring a different subitizing set. The sets are: two hands (top-left), ten dots in a 2x5 grid (top-middle), ten dots in a 3x3 grid (top-right), ten dots in a 2x5 grid with two empty spaces (middle-right), ten dots in a 2x5 grid (middle-middle), ten dots in a 3x3 grid (middle-right), ten dots in a 2x5 grid (middle-left), ten dots in a 3x3 grid (bottom-middle), ten dots in a 2x5 grid (bottom-left), ten dots in a 3x3 grid (bottom-middle), ten dots in a 2x5 grid (bottom-right), ten dots in a 3x3 grid (bottom-middle), ten dots in a 2x5 grid (bottom-left), ten dots in a 3x3 grid (bottom-middle), and ten dots in a 2x5 grid (bottom-right).





**This packet is the property of Tara West and is protected through copyright and trademark registrations. All rights reserved.**

**No part of this digital download may be reproduced electronically, shared without additional licenses, or placed on the internet for others to access without the prior permission from the publisher, Tara West.**

**If you are a school district using this download as curriculum for more than one teacher an additional school license will need to be purchased.**

**The clipart images are intellectual property of Laura Strickland of Whimsy Clips and Speaking of Images.**

### **Contact Information**

**Email: [littlemindsatworkLLC@gmail.com](mailto:littlemindsatworkLLC@gmail.com)**

**Website: [www.littlemindsatwork.org](http://www.littlemindsatwork.org)**

**Store: <http://www.teacherspayteachers.com/Store/Tara-West>**