

### A NOTE FROM TARA WEST

Thanks so much for downloading my free Guided Phonics + Beyond supplemental packet: Unit 5 Say It, Tap It, Write It Cards. This packet offers 100 Unit 5 cards. These cards can be used in multiple settings: whole-group instruction, small-group instruction, independent literacy center, and/or at-home supplement. Students will say the word, tap the sounds in the word, and then write the matching word by placing a letter in each box. If you have any additional questions as always, feel free to email me at [littlemindsatworkLLC@gmail.com](mailto:littlemindsatworkLLC@gmail.com), follow me on [Facebook](#), or visit my blog, [Little Minds at Work](#).

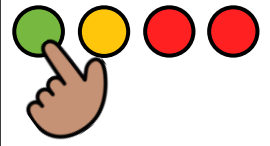




Say it.



Tap It.

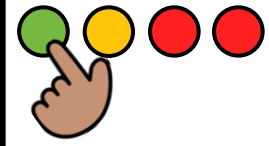


--	--	--	--

Say it.



Tap It.

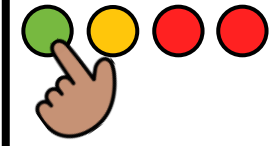


--	--	--	--

Say it.



Tap It.

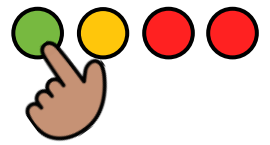


--	--	--	--

Say it.



Tap It.

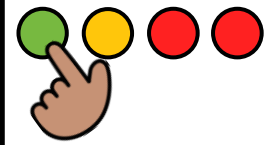


--	--	--	--

Say it.



Tap It.

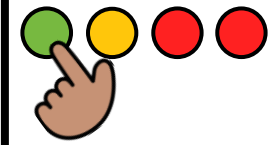


--	--	--	--

Say it.


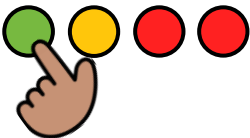



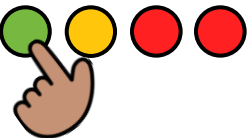
Tap It.


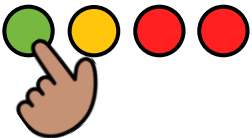



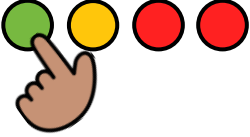
--	--	--	--


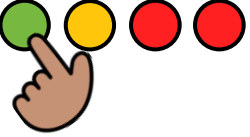



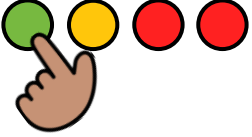
<p>Say it.</p> 	<p>Tap It.</p> 		

<p>Say it.</p> 	<p>Tap It.</p> 		


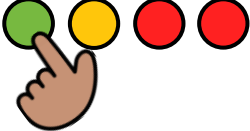




<p>Say it.</p> 	<p>Tap It.</p> 		







<p>Say it.</p> 	<p>Tap It.</p> 		


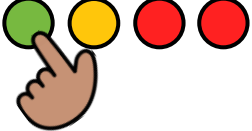




<p>Say it.</p> 	<p>Tap It.</p> 		

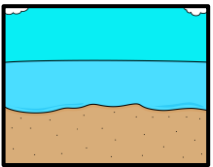
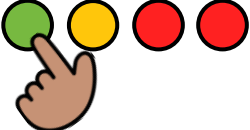




<p>Say it.</p> 	<p>Tap It.</p> 		















Say it. 	Tap It. 
	
	

Say it. 	Tap It. 
	
	

Say it. 	Tap It. 
	
	

Say it. 	Tap It. 
	
	

Say it. 	Tap It. 
	
	


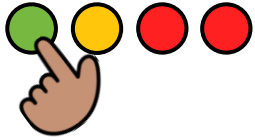
Say it. 	Tap It. 
	
	



Say it.




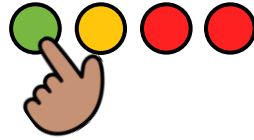
Tap It.



Say it.




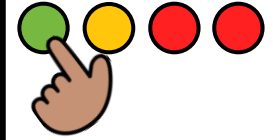
Tap It.



Say it.




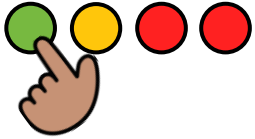
Tap It.



Say it.




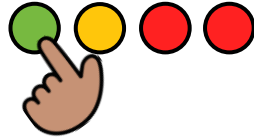
Tap It.



Say it.




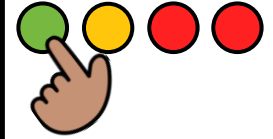
Tap It.







Say it.











Tap It.














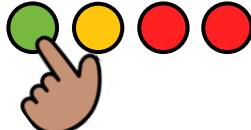


Say it. 	Tap It. 
	

Say it. 	Tap It. 
	


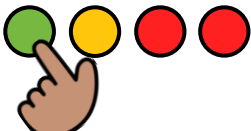




Say it. 	Tap It. 
	







Say it. 	Tap It. 
	







Say it. 	Tap It. 
	


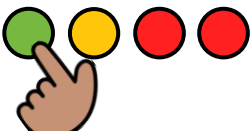




Say it. 	Tap It. 
	















Say it.	Tap It.
	
	
	

Say it.	Tap It.
	
	
	

Say it.	Tap It.
	
	
	

Say it.	Tap It.
	
	
	


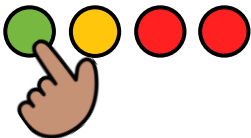




Say it.	Tap It.
	
	
	


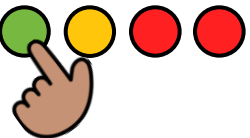




Say it.	Tap It.
	
	
	


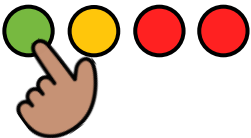




ramp, camp, mask, husk, desk, tusk


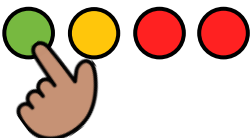







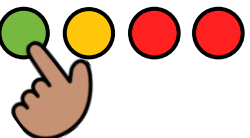







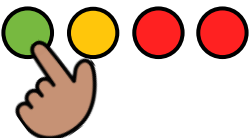




Say it.	Tap It.
	
	
	

Say it.	Tap It.
	
	
	

Say it.	Tap It.
	
	
	


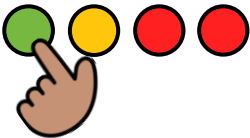




Say it.	Tap It.
	
	
	

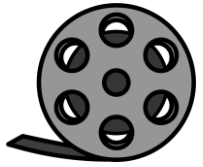
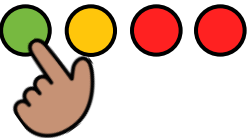




Say it.	Tap It.
	
	
	


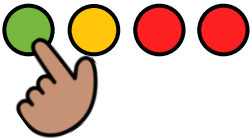




Say it.	Tap It.
	
	
	


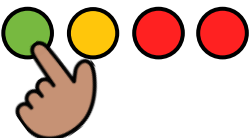


















<p>Say it.</p> 	<p>Tap It.</p> 		
			

<p>Say it.</p> 	<p>Tap It.</p> 		
			

<p>Say it.</p> 	<p>Tap It.</p> 		
			


<p>Say it.</p> 	<p>Tap It.</p> 		
			

<p>Say it.</p> 	<p>Tap It.</p> 	
		



<p>Say it.</p> 	<p>Tap It.</p> 	
		



Say it.





Tap It.



Say it.





Tap It.



Say it.




Tap It.




Say it.





Tap It.



Say it.





Tap It.





Say it.





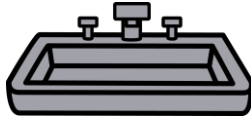
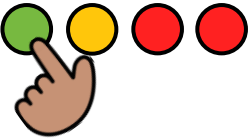
Tap It.


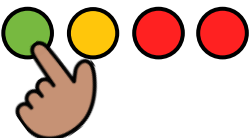



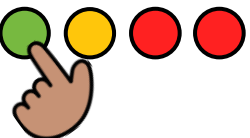



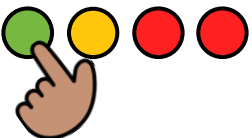
<p>Say it.</p> 	<p>Tap It.</p> 	

<p>Say it.</p> 	<p>Tap It.</p> 	

<p>Say it.</p> 	<p>Tap It.</p> 		


<p>Say it.</p> 	<p>Tap It.</p> 		

<p>Say it.</p> 	<p>Tap It.</p> 		


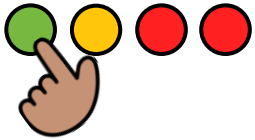
<p>Say it.</p> 	<p>Tap It.</p> 		



Say it.




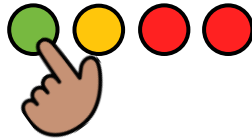
Tap It.



Say it.




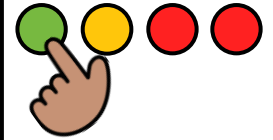
Tap It.



Say it.




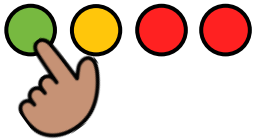
Tap It.



Say it.




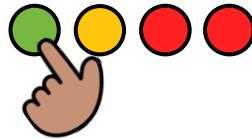
Tap It.




Say it.




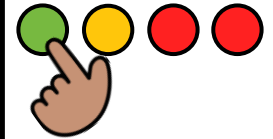
Tap It.



Say it.



Tap It.

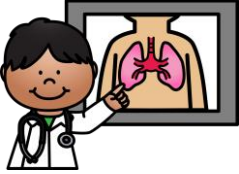
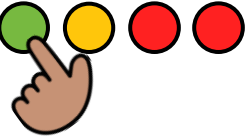





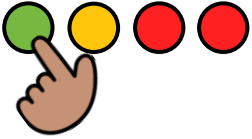








**UNIT 5: ENDING BLENDS + R-CONTROL**













Say It, Tap It, Write It

**Say It, Tap It, Write It**

<b>Say it.</b> 		<b>Tap It.</b> 	
			
<b>Say it.</b> 		<b>Tap It.</b> 	
			

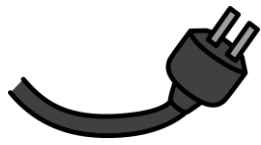
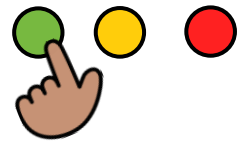



lung, king


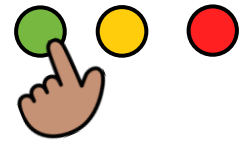






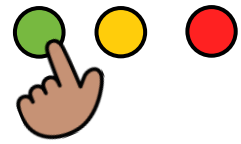



<p>Say it.</p> 	<p>Tap It.</p> 	<p>Say it.</p> 	<p>Tap It.</p> 	<p>Say it.</p> 	<p>Tap It.</p> 
<p>Say it.</p> 	<p>Tap It.</p> 	<p>Say it.</p> 	<p>Tap It.</p> 	<p>Say it.</p> 	<p>Tap It.</p> 






harp, barn, bark, yarn, fork, cork













Say it. 	Tap It. 	
		

Say it. 	Tap It. 	
		

Say it. 	Tap It. 	
		


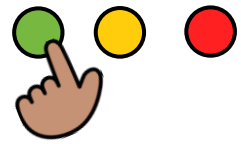


Say it. 	Tap It. 	
		





Say it. 	Tap It. 	
		


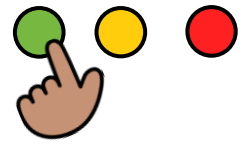


Say it. 	Tap It. 	
		


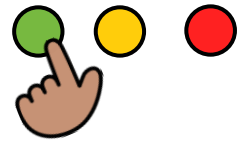














Say it.	Tap It.
	
	

Say it.	Tap It.
	
	

Say it.	Tap It.
	
	

Say it.	Tap It.
	
	

Say it.	Tap It.
	
	













Say it.	Tap It.
	
	



**UNIT 5: ENDING BLENDS + R-CONTROL**

Say It, Tap It, Write It

**Say It, Tap It, Write It**

<p>Say it.</p> 	<p>Tap It.</p> 	<p>Say it.</p> 	<p>Tap It.</p> 	<p>Say it.</p> 	<p>Tap It.</p> 
<p>Say it.</p> 	<p>Tap It.</p> 	<p>Say it.</p> 	<p>Tap It.</p> 	<p>Say it.</p> 	<p>Tap It.</p> 


chore, tore, pear, fair, deer, fear



Say it.



Tap It.




--	--	--

Say it.



Tap It.




--	--	--

Say it.




Tap It.




--	--	--

Say it.




Tap It.




--	--	--

Say it.



Tap It.




--	--	--

Say it.



Tap It.













--	--	--



**UNIT 5: ENDING BLENDS + R-CONTROL**

Say It, Tap It, Write It

**Say It, Tap It, Write It**

<p>Say it.</p> 	<p>Tap It.</p> 	<p>Say it.</p> 	<p>Tap It.</p> 		
					

wrap, wreck

# Guided Phonics + Beyond

Guided Phonics + Beyond is the property of Tara West and is protected through copyright and trademark registrations. All rights reserved.

No part of this digital download may be reproduced electronically, shared without additional licenses, or placed on the internet for others to access without the prior permission from the publisher, Tara West.

If you are a school district using this download as curriculum for more than one teacher an additional school license will need to be purchased.

Fonts used within this download are intellectual property of Kimberly Geswein and Print Designs by Kris.

The clipart images are intellectual property of [Laura Strickland of Whimsy Clips](#).

## Contact Information

Email: [littlemindsatworkLLC@gmail.com](mailto:littlemindsatworkLLC@gmail.com)

Website: [www.littlemindsatwork.org](http://www.littlemindsatwork.org)

Store: <http://www.teacherspayteachers.com/Store/Tara-West>