


LITTLE MINDS AT WORK



MIX AND FIX SENTENCES



LITTLE
MINDS AT
WORK

A NOTE FROM TARA WEST

Thanks so much for downloading the Little Minds at Work supplemental Skill-Based Mix and Fix Sentences packet. This packet includes 250 pages with 2 unique mix and fix sentences on each page. The packet covers cvc words, digraphs, beginning blends, cvce words, ending blends, r-controlled words, silent sounds, vowel teams, and diphthongs. These mix and fix sheets can be used in multiple settings: whole-group phonics instruction, small-group phonics instruction, independent literacy center, intervention lessons, and/or at-home supplement. Students will cut, mix, glue, and write the matching sentences. If you have any additional questions as always, feel free to email me at littlemindsatworkLLC@gmail.com, follow me on [Facebook](#), or visit my blog, [Little Minds at Work](#).



CLICKABLE CONTENTS

UNIT
2

UNIT
3

UNIT
4


UNIT
5

UNIT
6



HEADS-UP

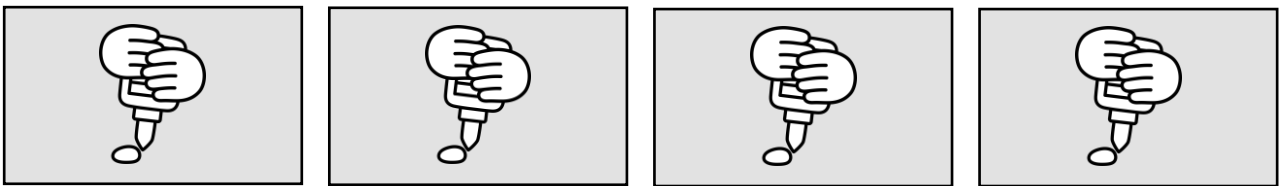
This freebie is unique to the TPT packet! The sheets found in this freebie are **not** found in the TPT version so make sure you download and access the freebie set in full!



**Full set includes
250 different
pages!**

Directions: Cut, fix, glue, and write the sentence.
Mix and Fix Sentences ©Tara West – Little Minds at Work

Name:



Write it.

The big map is



UNIT 2

Directions: Cut, fix, glue, and write the sentence.
Mix and Fix Sentences ©Tara West – Little Minds at Work

Name:



Write it.





kid can The hop.



UNIT 2

Directions: Cut, fix, glue, and write the sentence.
Mix and Fix Sentences ©Tara West – Little Minds at Work

Name:



Write it.





the Get bus. on



UNIT 2

Directions: Cut, fix, glue, and write the sentence.
Mix and Fix Sentences ©Tara West – Little Minds at Work

Name:



Write it.





like cub. I the



UNIT 2

Directions: Cut, fix, glue, and write the sentence.
Mix and Fix Sentences ©Tara West – Little Minds at Work

Name:



Write it.





I muck. see the



UNIT 2

Directions: Cut, fix, glue, and write the sentence.
Mix and Fix Sentences ©Tara West – Little Minds at Work

Name:



Write it.





can dog wag. A



UNIT 2

Directions: Cut, fix, glue, and write the sentence.
Mix and Fix Sentences ©Tara West – Little Minds at Work

Name:



Write it.





to like dig. I



UNIT 2

Directions: Cut, fix, glue, and write the sentence.
Mix and Fix Sentences ©Tara West – Little Minds at Work

Name:



Write it.


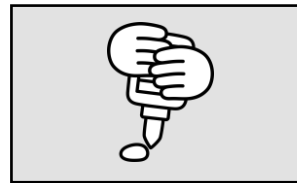


gap is The big.



UNIT 2

Directions: Cut, fix, glue, and write the sentence.
Mix and Fix Sentences ©Tara West – Little Minds at Work

Name:



Write it.





a had tan. I



UNIT 2

Directions: Cut, fix, glue, and write the sentence.
Mix and Fix Sentences ©Tara West – Little Minds at Work

Name:



Write it.

a got I pot.








UNIT 2

Name: _____

Directions: Cut, fix, glue, and write the sentence.
Mix and Fix Sentences ©Tara West – Little Minds at Work



Write it.



the into hut. I ran








UNIT 2

Name: _____

Directions: Cut, fix, glue, and write the sentence.
Mix and Fix Sentences ©Tara West – Little Minds at Work



Write it.



pet a I hen. got



UNIT 2






Name: _____

Directions: Cut, fix, glue, and write the sentence.
Mix and Fix Sentences ©Tara West – Little Minds at Work

LITTLE
MINDS AT
WORK



Write it.



it got mop up. The



UNIT 2






Name: _____

Directions: Cut, fix, glue, and write the sentence.
Mix and Fix Sentences ©Tara West – Little Minds at Work

LITTLE
MINDS AT
WORK



Write it.



big it Is a fin?




UNIT 2

Name:

Directions: Cut, fix, glue, and write the sentence.
Mix and Fix Sentences ©Tara West – Little Minds at Work



Write it.



Blank line for writing the sentence.

UNIT 2

bat the Did hit it?




Name:

Directions: Cut, fix, glue, and write the sentence.
Mix and Fix Sentences ©Tara West – Little Minds at Work



Write it.



Blank line for writing the sentence.

UNIT 2

The his dog pet. is








Name:

Directions: Cut, fix, glue, and write the sentence.
Mix and Fix Sentences ©Tara West – Little Minds at Work



Write it.



in is bag. It a








UNIT 2

Name:

Directions: Cut, fix, glue, and write the sentence.
Mix and Fix Sentences ©Tara West – Little Minds at Work



Write it.



bin. it the in Set



UNIT 2






Name: _____

Directions: Cut, fix, glue, and write the sentence.
Mix and Fix Sentences ©Tara West – Little Minds at Work

LITTLE
MINDS AT
WORK



Write it.



UNIT 2

a am on I jet.








Name: _____

Directions: Cut, fix, glue, and write the sentence.
Mix and Fix Sentences ©Tara West – Little Minds at Work

LITTLE
MINDS AT
WORK



Write it.




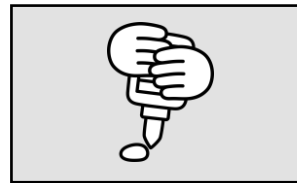


UNIT 2

kid the Did it? mix



Directions: Cut, fix, glue, and write the sentence.
Mix and Fix Sentences ©Tara West – Little Minds at Work

Name:



Write it.





dress. I like your



UNIT 3

Directions: Cut, fix, glue, and write the sentence.
Mix and Fix Sentences ©Tara West – Little Minds at Work

Name:



Write it.





in bath. the Get



UNIT 3

Directions: Cut, fix, glue, and write the sentence.
Mix and Fix Sentences ©Tara West – Little Minds at Work

Name:



Write it.





wet. is frog The



UNIT 3

Directions: Cut, fix, glue, and write the sentence.
Mix and Fix Sentences ©Tara West – Little Minds at Work

Name:



Write it.





this. I spin can



UNIT 3

Directions: Cut, fix, glue, and write the sentence.
Mix and Fix Sentences ©Tara West – Little Minds at Work

Name:



Write it.





fizz.	at	Look	it
-------	----	------	----



UNIT 3

Directions: Cut, fix, glue, and write the sentence.
Mix and Fix Sentences ©Tara West – Little Minds at Work

Name:



Write it.

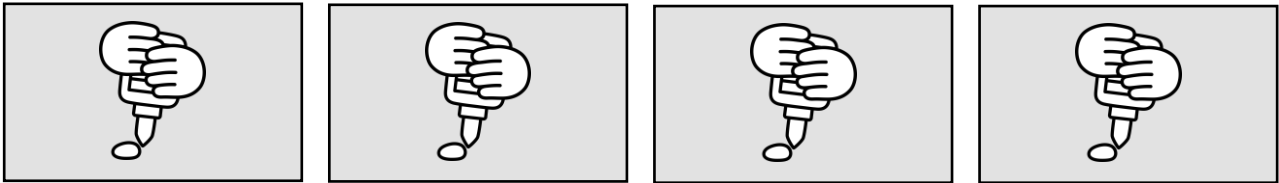
to	We	like	chat.
----	----	------	-------



UNIT 3

Name:

Directions: Cut, fix, glue, and write the sentence.
Mix and Fix Sentences ©Tara West – Little Minds at Work



 Write it.

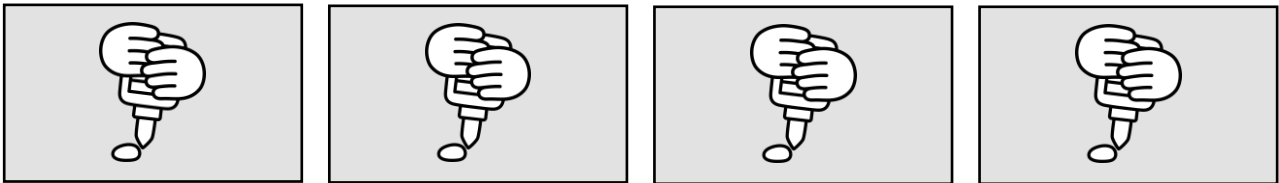
spin he it? Did



UNIT 3

Name:

Directions: Cut, fix, glue, and write the sentence.
Mix and Fix Sentences ©Tara West – Little Minds at Work



 Write it.

the Run up hill.








UNIT 3

Name:

Directions: Cut, fix, glue, and write the sentence.
Mix and Fix Sentences ©Tara West – Little Minds at Work



Write it.



at slip. Look the kid








UNIT 3

Name:

Directions: Cut, fix, glue, and write the sentence.
Mix and Fix Sentences ©Tara West – Little Minds at Work



Write it.



the Step top. to up



UNIT 3






Name: _____

Directions: Cut, fix, glue, and write the sentence.
Mix and Fix Sentences ©Tara West – Little Minds at Work

LITTLE
MINDS AT
WORK



Write it.



UNIT 3

a trash can. That is








Name: _____

Directions: Cut, fix, glue, and write the sentence.
Mix and Fix Sentences ©Tara West – Little Minds at Work

LITTLE
MINDS AT
WORK



Write it.



UNIT 3

the in sat I grass.








Name: _____

Directions: Cut, fix, glue, and write the sentence.
Mix and Fix Sentences ©Tara West – Little Minds at Work

LITTLE
MINDS AT
WORK



Write it.



hit drum. I will the



UNIT 3






Name: _____

Directions: Cut, fix, glue, and write the sentence.
Mix and Fix Sentences ©Tara West – Little Minds at Work

LITTLE
MINDS AT
WORK



Write it.



is not dish The big.








UNIT 3

Name: _____

Directions: Cut, fix, glue, and write the sentence.
Mix and Fix Sentences ©Tara West – Little Minds at Work



Write it.



stack. is a That big








UNIT 3

Name: _____

Directions: Cut, fix, glue, and write the sentence.
Mix and Fix Sentences ©Tara West – Little Minds at Work



Write it.



it in? Did plug you



UNIT 3

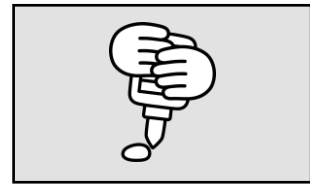
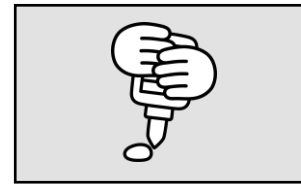
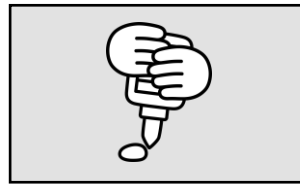


Name: _____

Directions: Cut, fix, glue, and write the sentence.
Mix and Fix Sentences ©Tara West – Little Minds at Work

LITTLE
MINDS AT
WORK



Write it.



the It grill. is on



UNIT 3

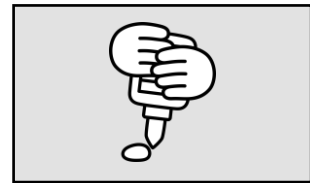
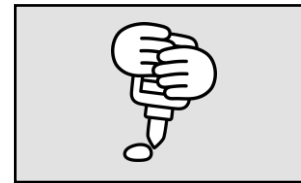
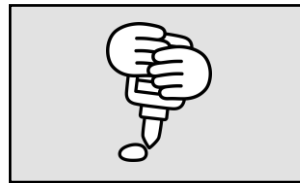


Name: _____

Directions: Cut, fix, glue, and write the sentence.
Mix and Fix Sentences ©Tara West – Little Minds at Work

LITTLE
MINDS AT
WORK



Write it.



clock? you get Will a



UNIT 3






Name: _____

Directions: Cut, fix, glue, and write the sentence.
Mix and Fix Sentences ©Tara West – Little Minds at Work

LITTLE
MINDS AT
WORK



Write it.



on him. The is mess



UNIT 3






Name: _____

Directions: Cut, fix, glue, and write the sentence.
Mix and Fix Sentences ©Tara West – Little Minds at Work

LITTLE
MINDS AT
WORK



Write it.



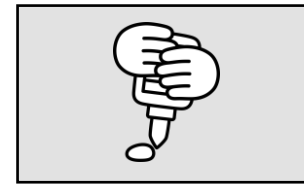
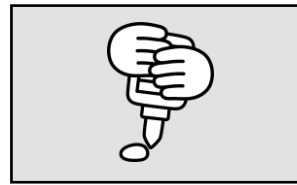
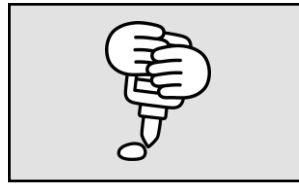

at the fizz. Look cup



UNIT 3

Directions: Cut, fix, glue, and write the sentence.
Mix and Fix Sentences ©Tara West – Little Minds at Work

Name:




Write it.

it?

Did

tame



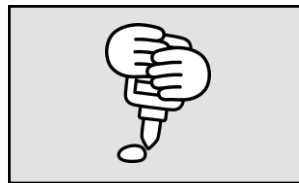

you



UNIT 4

Directions: Cut, fix, glue, and write the sentence.
Mix and Fix Sentences ©Tara West – Little Minds at Work

Name:



Write it.

like

you

Do

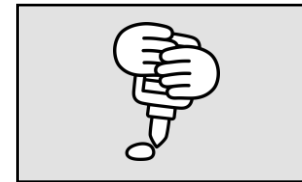
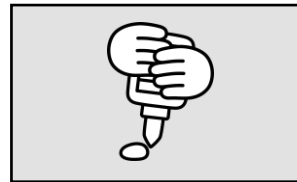
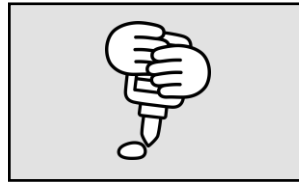

it?



UNIT 4

Directions: Cut, fix, glue, and write the sentence.
Mix and Fix Sentences ©Tara West – Little Minds at Work

Name:



Write it.





kite. a made I



UNIT 4

Directions: Cut, fix, glue, and write the sentence.
Mix and Fix Sentences ©Tara West – Little Minds at Work

Name:



Write it.


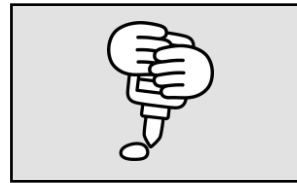
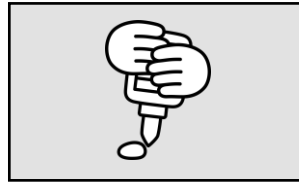

is Your wide. bike



UNIT 4

Directions: Cut, fix, glue, and write the sentence.
Mix and Fix Sentences ©Tara West – Little Minds at Work

Name:



Write it.





mute it. not Do



UNIT 4

Directions: Cut, fix, glue, and write the sentence.
Mix and Fix Sentences ©Tara West – Little Minds at Work

Name:



Write it.





five. The is kid



UNIT 4

Directions: Cut, fix, glue, and write the sentence.
Mix and Fix Sentences ©Tara West – Little Minds at Work

Name:



Write it.





the gate. to Come



UNIT 4

Directions: Cut, fix, glue, and write the sentence.
Mix and Fix Sentences ©Tara West – Little Minds at Work

Name:



Write it.


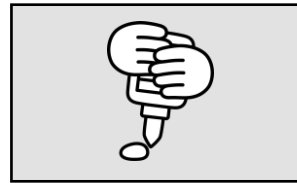
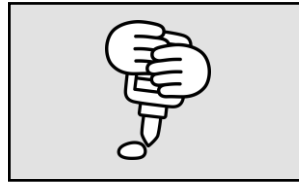

her lost I note.



UNIT 4

Directions: Cut, fix, glue, and write the sentence.
Mix and Fix Sentences ©Tara West – Little Minds at Work

Name:



Write it.





the up Pick lime.



UNIT 4

Directions: Cut, fix, glue, and write the sentence.
Mix and Fix Sentences ©Tara West – Little Minds at Work

Name:



Write it.

it? Did you bite



UNIT 4

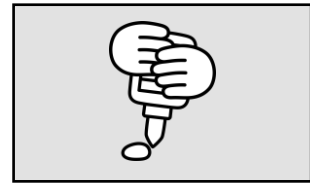
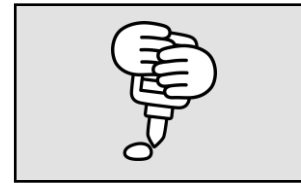
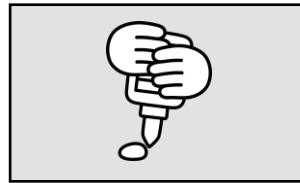
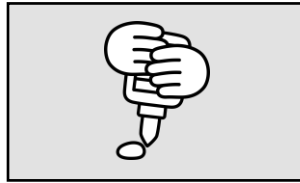

Name: _____

Directions: Cut, fix, glue, and write the sentence.
Mix and Fix Sentences ©Tara West – Little Minds at Work

LITTLE
MINDS AT
WORK



Write it.



this in live I place.



UNIT 4


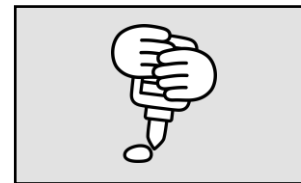

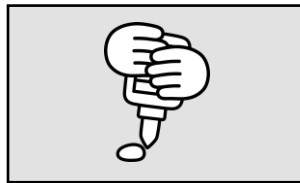

Name: _____

Directions: Cut, fix, glue, and write the sentence.
Mix and Fix Sentences ©Tara West – Little Minds at Work

LITTLE
MINDS AT
WORK



Write it.



the wire. A man cut








UNIT 4

Name:

Directions: Cut, fix, glue, and write the sentence.
Mix and Fix Sentences ©Tara West – Little Minds at Work



Write it.



cute a kid. I am








UNIT 4

Name:

Directions: Cut, fix, glue, and write the sentence.
Mix and Fix Sentences ©Tara West – Little Minds at Work



Write it.



is fun. This theme so




UNIT 4

Name:

Directions: Cut, fix, glue, and write the sentence.
Mix and Fix Sentences ©Tara West – Little Minds at Work



Write it.



am in zone. the I




UNIT 4

Name:

Directions: Cut, fix, glue, and write the sentence.
Mix and Fix Sentences ©Tara West – Little Minds at Work



Write it.



dude. Duke a is fun



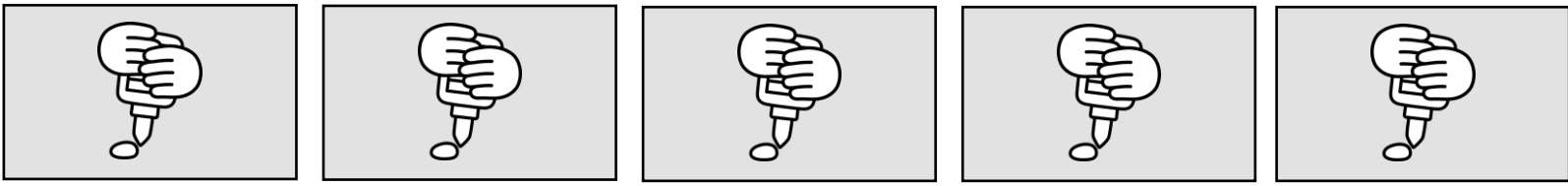
UNIT 4

Name: _____

Directions: Cut, fix, glue, and write the sentence.
Mix and Fix Sentences ©Tara West – Little Minds at Work



Write it.



UNIT 4

so kid brave. is That




Name: _____

Directions: Cut, fix, glue, and write the sentence.
Mix and Fix Sentences ©Tara West – Little Minds at Work



Write it.



UNIT 4

or little? Is it huge








Directions: Cut, fix, glue, and write the sentence.
Mix and Fix Sentences ©Tara West – Little Minds at Work

Name:



Write it.



me grade. She a gave








UNIT 4

Directions: Cut, fix, glue, and write the sentence.
Mix and Fix Sentences ©Tara West – Little Minds at Work

Name:



Write it.




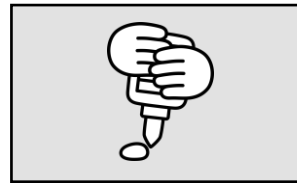
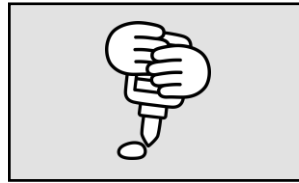

in fuse the Stick it.



UNIT 4

Directions: Cut, fix, glue, and write the sentence.
Mix and Fix Sentences ©Tara West – Little Minds at Work

Name:



Write it.

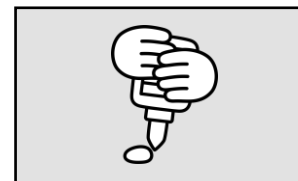
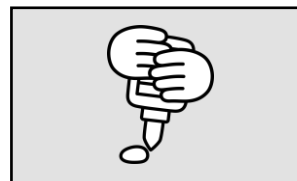


is boar The big.



UNIT 5

Directions: Cut, fix, glue, and write the sentence.
Mix and Fix Sentences ©Tara West – Little Minds at Work

Name:



Write it.


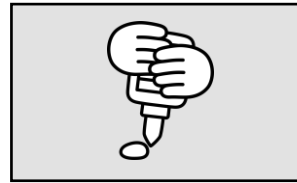


the in Plug cord.



UNIT 5

Directions: Cut, fix, glue, and write the sentence.
Mix and Fix Sentences ©Tara West – Little Minds at Work

Name:



Write it.





ball. me a Toss



UNIT 5

Directions: Cut, fix, glue, and write the sentence.
Mix and Fix Sentences ©Tara West – Little Minds at Work

Name:







Write it.

the up Fill sink.



UNIT 5

Name: _____







Write it.

call? When you will



UNIT 5

Name: _____



Write it.

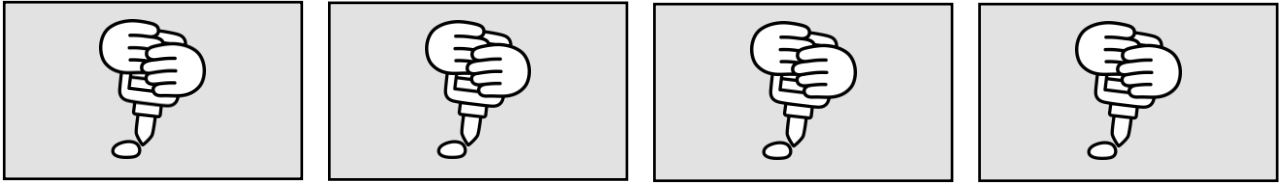
is pink. rose The



UNIT 5

Name:

Directions: Cut, fix, glue, and write the sentence.
Mix and Fix Sentences ©Tara West – Little Minds at Work



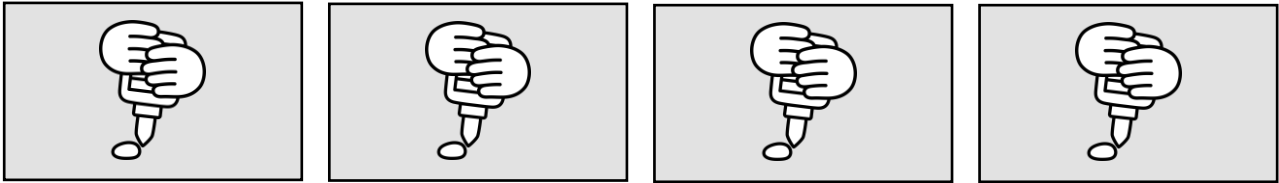
 Write it.

The is mad. bull 

UNIT 5

Name:

Directions: Cut, fix, glue, and write the sentence.
Mix and Fix Sentences ©Tara West – Little Minds at Work



 Write it.

your desk. at Sit 

UNIT 5






Name: _____

Directions: Cut, fix, glue, and write the sentence.
Mix and Fix Sentences ©Tara West – Little Minds at Work

LITTLE
MINDS AT
WORK



Write it.



a whirl. She it gave



UNIT 5






Name: _____

Directions: Cut, fix, glue, and write the sentence.
Mix and Fix Sentences ©Tara West – Little Minds at Work

LITTLE
MINDS AT
WORK



Write it.



skirt. had girl The a








UNIT 5

Name:

Directions: Cut, fix, glue, and write the sentence.
Mix and Fix Sentences ©Tara West – Little Minds at Work



Write it.



gift. a She nice got








UNIT 5

Name:

Directions: Cut, fix, glue, and write the sentence.
Mix and Fix Sentences ©Tara West – Little Minds at Work



Write it.



slept cat with me. A



UNIT 5






Name: _____

Directions: Cut, fix, glue, and write the sentence.
Mix and Fix Sentences ©Tara West – Little Minds at Work

LITTLE
MINDS AT
WORK



Write it.



park. at a We are



UNIT 5






Name: _____

Directions: Cut, fix, glue, and write the sentence.
Mix and Fix Sentences ©Tara West – Little Minds at Work

LITTLE
MINDS AT
WORK



Write it.



a you I got doll.




UNIT 5

Name:

Directions: Cut, fix, glue, and write the sentence.
Mix and Fix Sentences ©Tara West – Little Minds at Work



Write it.



so far. The is star




UNIT 5

Name:

Directions: Cut, fix, glue, and write the sentence.
Mix and Fix Sentences ©Tara West – Little Minds at Work



Write it.



nest? in is the What




UNIT 5

Name:

Directions: Cut, fix, glue, and write the sentence.
Mix and Fix Sentences ©Tara West – Little Minds at Work



Write it.



UNIT 5

the corn. bit into I




Name:

Directions: Cut, fix, glue, and write the sentence.
Mix and Fix Sentences ©Tara West – Little Minds at Work



Write it.



UNIT 5

you up Did warm yet?



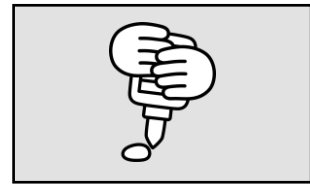
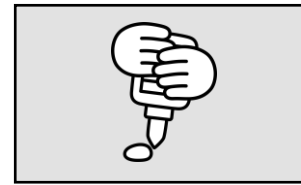
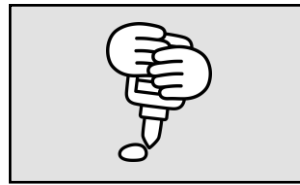


Name: _____

Directions: Cut, fix, glue, and write the sentence.
Mix and Fix Sentences ©Tara West – Little Minds at Work


LITTLE
MINDS AT
WORK



Write it.



a long is That knife.



UNIT 5

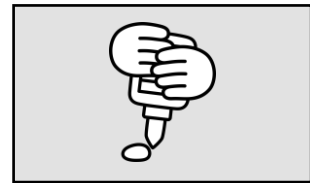
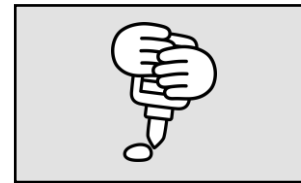
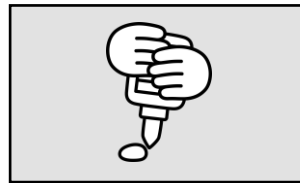


Name: _____

Directions: Cut, fix, glue, and write the sentence.
Mix and Fix Sentences ©Tara West – Little Minds at Work

LITTLE
MINDS AT
WORK



Write it.



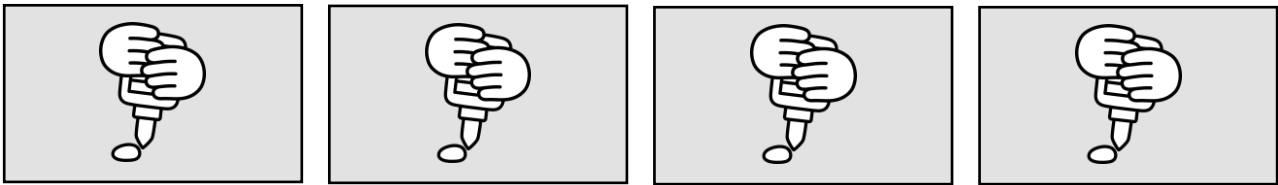
a has I gnome hat.



UNIT 5

Name:

Directions: Cut, fix, glue, and write the sentence.
Mix and Fix Sentences ©Tara West – Little Minds at Work



 Write it.

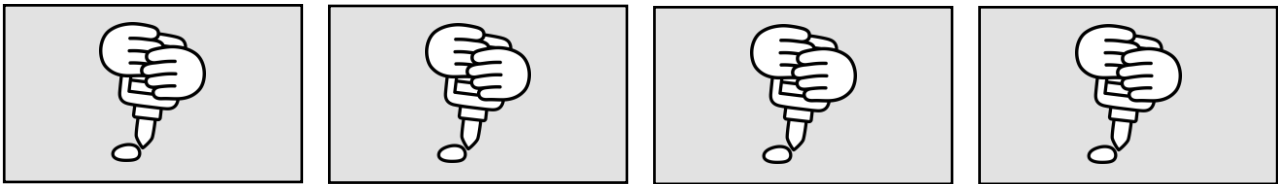
paid. men The got



UNIT 6

Name:

Directions: Cut, fix, glue, and write the sentence.
Mix and Fix Sentences ©Tara West – Little Minds at Work



 Write it.





he say? did What



UNIT 6

Directions: Cut, fix, glue, and write the sentence.
Mix and Fix Sentences ©Tara West – Little Minds at Work

Name:



Write it.





the Pull up beet.



UNIT 6

Directions: Cut, fix, glue, and write the sentence.
Mix and Fix Sentences ©Tara West – Little Minds at Work

Name:



Write it.





The is honey sticky.



UNIT 6

Directions: Cut, fix, glue, and write the sentence.
Mix and Fix Sentences ©Tara West – Little Minds at Work

Name:



Write it.

here.

clue

The





is



UNIT 6

Directions: Cut, fix, glue, and write the sentence.
Mix and Fix Sentences ©Tara West – Little Minds at Work

Name:



Write it.

in

you

Are





pain?



UNIT 6

Directions: Cut, fix, glue, and write the sentence.
Mix and Fix Sentences ©Tara West – Little Minds at Work

Name:



Write it.





has The plant dew.



UNIT 6

Directions: Cut, fix, glue, and write the sentence.
Mix and Fix Sentences ©Tara West – Little Minds at Work

Name:



Write it.

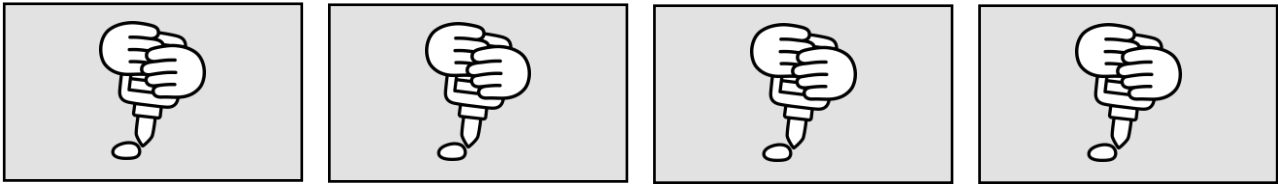
not Do annoy her.




UNIT 6

Name:

Directions: Cut, fix, glue, and write the sentence.
Mix and Fix Sentences ©Tara West – Little Minds at Work



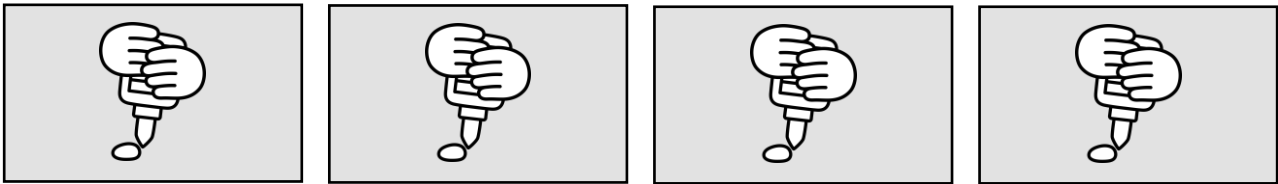
 Write it.

small. The is doe 


UNIT 6

Name:

Directions: Cut, fix, glue, and write the sentence.
Mix and Fix Sentences ©Tara West – Little Minds at Work



 Write it.

fried? is it Why 

UNIT 6






Name: _____

Directions: Cut, fix, glue, and write the sentence.
Mix and Fix Sentences ©Tara West – Little Minds at Work

LITTLE
MINDS AT
WORK



Write it.



wet with It dew. is



UNIT 6






Name: _____

Directions: Cut, fix, glue, and write the sentence.
Mix and Fix Sentences ©Tara West – Little Minds at Work

LITTLE
MINDS AT
WORK



Write it.



The can. goat ate a








UNIT 6

Name: _____

Directions: Cut, fix, glue, and write the sentence.
Mix and Fix Sentences ©Tara West – Little Minds at Work



Write it.



a in pool. I am








UNIT 6

Name: _____

Directions: Cut, fix, glue, and write the sentence.
Mix and Fix Sentences ©Tara West – Little Minds at Work



Write it.








saw? May the use I



UNIT 6

Name: _____

Directions: Cut, fix, glue, and write the sentence.
Mix and Fix Sentences ©Tara West – Little Minds at Work



Write it.






will to They point it.



UNIT 6

Name: _____

Directions: Cut, fix, glue, and write the sentence.
Mix and Fix Sentences ©Tara West – Little Minds at Work



Write it.

clue. can I find the



UNIT 6

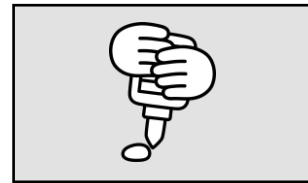
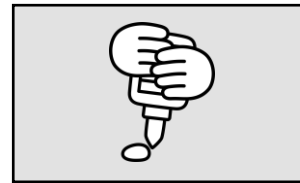
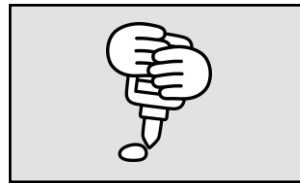


Name: _____

Directions: Cut, fix, glue, and write the sentence.
Mix and Fix Sentences ©Tara West – Little Minds at Work

LITTLE
MINDS AT
WORK



Write it.



to fruit. I like eat



UNIT 6


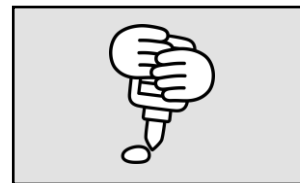

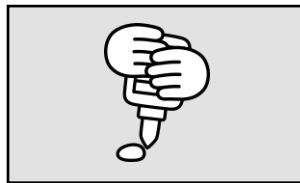

Name: _____

Directions: Cut, fix, glue, and write the sentence.
Mix and Fix Sentences ©Tara West – Little Minds at Work

LITTLE
MINDS AT
WORK



Write it.



red hood. She a had



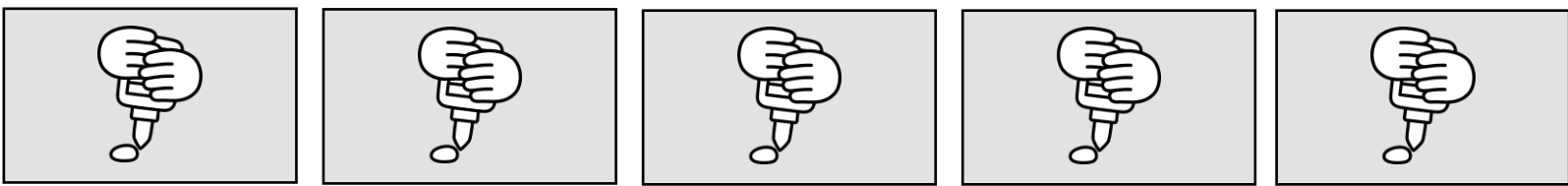
UNIT 6

Name:

Directions: Cut, fix, glue, and write the sentence.
Mix and Fix Sentences ©Tara West – Little Minds at Work



Write it.



UNIT 6

net. has hoop A a




Name:

Directions: Cut, fix, glue, and write the sentence.
Mix and Fix Sentences ©Tara West – Little Minds at Work



Write it.



UNIT 6

of dab a Use glue.





This packet is the property of Tara West and is protected through copyright and trademark registrations. All rights reserved.

No part of this digital download may be reproduced electronically, shared without additional licenses, or placed on the internet for others to access without the prior permission from the publisher, Tara West.

If you are a school district using this download as curriculum for more than one teacher an additional school license will need to be purchased.

Fonts used within this download are intellectual property of Kimberly Geswein and Print Designs by Kris.

The clipart images are intellectual property of [Laura Strickland of Whimsy Clips](#).

Contact Information

Email: littlemindsatworkLLC@gmail.com

Website: www.littlemindsatwork.org

Store: <http://www.teacherspayteachers.com/Store/Tara-West>