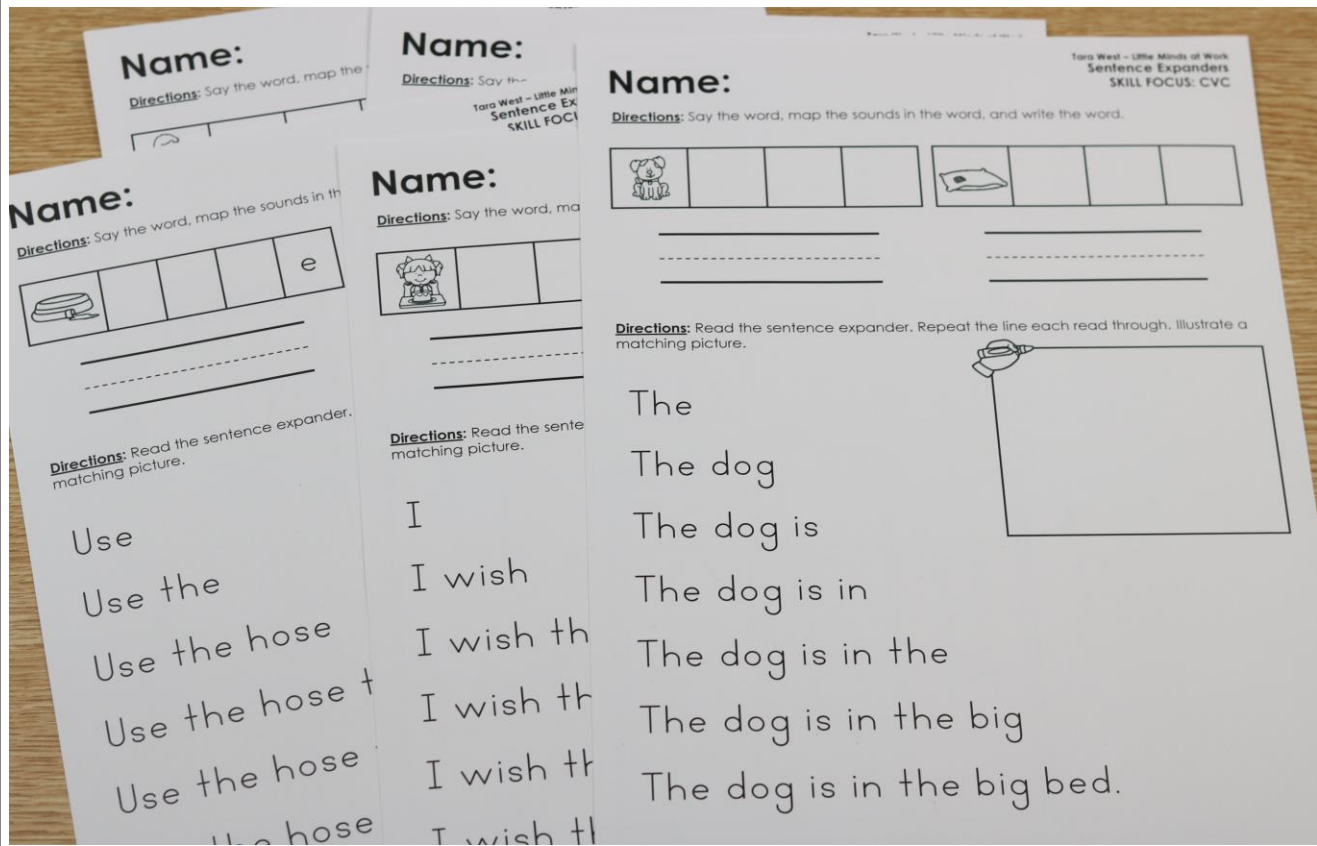




A NOTE FROM TARA WEST

Thanks for downloading the Guided Phonics + Beyond free packet, Sentence Expanders. Students will encode and map two skill-based words. Then, students will read through the sentence expander – repeating each line as they read. If you have questions, email littlemindsatworkLLC@gmail.com, follow me on [Facebook](#), or visit my blog, [Little Minds at Work](#).



Name:

Directions: Say the word, map the sounds in the word, and write the word.





Directions: Read the sentence expander. Repeat the line each read through. Illustrate a matching picture.

The

The dog


The dog is

The dog is in

The dog is in the

The dog is in the big

The dog is in the big bed.



Name:

Directions: Say the word, map the sounds in the word, and write the word.





Directions: Read the sentence expander. Repeat the line each read through. Illustrate a matching picture.

The

The kid


The kid got

The kid got hot

The kid got hot in

The kid got hot in the


The kid got hot in the sun.



Name:

Directions: Say the word, map the sounds in the word, and write the word.





Directions: Read the sentence expander. Repeat the line each read through. Illustrate a matching picture.

A

A red


A red bug

A red bug ran

A red bug ran into

A red bug ran into a

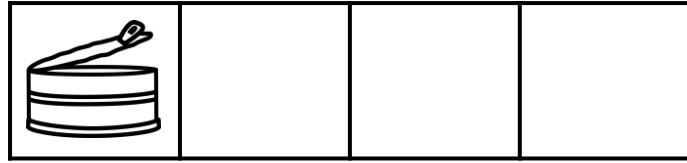
A red bug ran into a jug.



Name:

Directions: Say the word, map the sounds in the word, and write the word.





Directions: Read the sentence expander. Repeat the line each read through. Illustrate a matching picture.

Can

Can the

Can the cat

Can the cat get

Can the cat get into

Can the cat get into the

Can the cat get into the tin?



Name:

Directions: Say the word, map the sounds in the word, and write the word.





Directions: Read the sentence expander. Repeat the line each read through. Illustrate a matching picture.

Look

Look at


Look at the

Look at the bat

Look at the bat in

Look at the bat in its

Look at the bat in its den.



Name:

Directions: Say the word, map the sounds in the word, and write the word.





Directions: Read the sentence expander. Repeat the line each read through. Illustrate a matching picture.

Did

Did it


Did it fit

Did it fit in

Did it fit in the

Did it fit in the big

Did it fit in the big bin?



Name:

Directions: Say the word, map the sounds in the word, and write the word.





Directions: Read the sentence expander. Repeat the line each read through. Illustrate a matching picture.

Can

Can the


Can the mom

Can the mom cut

Can the mom cut the

Can the mom cut the ham

Can the mom cut the ham up?



Name:

Directions: Say the word, map the sounds in the word, and write the word.



Directions: Read the sentence expander. Repeat the line each read through. Illustrate a matching picture.

Did

Did the


Did the dad

Did the dad go

Did the dad go to

Did the dad go to his

Did the dad go to his job?



Name:

Directions: Say the word, map the sounds in the word, and write the word.





Directions: Read the sentence expander. Repeat the line each read through. Illustrate a matching picture.

Can

Can I

Can I sit

Can I sit on

Can I sit on the

Can I sit on the red

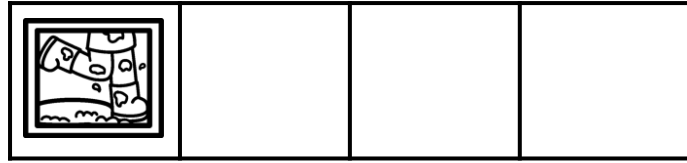
Can I sit on the red bed?



Name:

Directions: Say the word, map the sounds in the word, and write the word.





Directions: Read the sentence expander. Repeat the line each read through. Illustrate a matching picture.

I

I did

I did not

I did not run

I did not run in

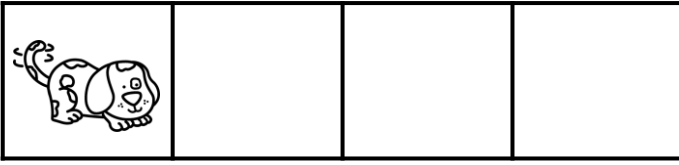
I did not run in the

I did not run in the mud.



Name:

Directions: Say the word, map the sounds in the word, and write the word.





Directions: Read the sentence expander. Repeat the line each read through. Illustrate a matching picture.

I

I see


I see the

I see the dog

I see the dog wag

I see the dog wag and

I see the dog wag and yap.



Name:

Directions: Say the word, map the sounds in the word, and write the word.





Directions: Read the sentence expander. Repeat the line each read through. Illustrate a matching picture.

The

The cat


The cat can

The cat can nap

The cat can nap on

The cat can nap on the

The cat can nap on the cot.



Name:

Directions: Say the word, map the sounds in the word, and write the word.





Directions: Read the sentence expander. Repeat the line each read through. Illustrate a matching picture.

The

The gum


The gum did

The gum did pop

The gum did pop on

The gum did pop on his


The gum did pop on his lip.



Name:

Directions: Say the word, map the sounds in the word, and write the word.

			
--	--	--	--

			
---	--	--	--

Directions: Read the sentence expander. Repeat the line each read through. Illustrate a matching picture.

I

I see

I see ten

I see ten kids

I see ten kids on

I see ten kids on the

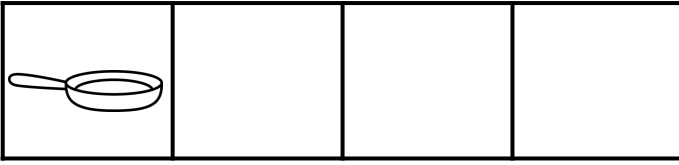
I see ten kids on the rug.



--

Name:

Directions: Say the word, map the sounds in the word, and write the word.





Directions: Read the sentence expander. Repeat the line each read through. Illustrate a matching picture.

Dad

Dad set


Dad set the

Dad set the yam

Dad set the yam in

Dad set the yam in the

Dad set the yam in the pan.



Name:

Directions: Say the word, map the sounds in the word, and write the word.



Directions: Read the sentence expander. Repeat the line each read through. Illustrate a matching picture.

I

I see


I see the

I see the pig

I see the pig in

I see the pig in the


I see the pig in the mud.



Name:

Directions: Say the word, map the sounds in the word, and write the word.





Directions: Read the sentence expander. Repeat the line each read through. Illustrate a matching picture.

Tam

Tam set


Tam set the

Tam set the pen

Tam set the pen on

Tam set the pen on the

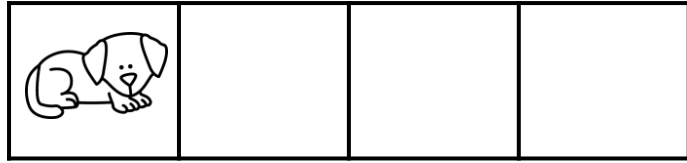
Tam set the pen on the pad.



Name:

Directions: Say the word, map the sounds in the word, and write the word.





Directions: Read the sentence expander. Repeat the line each read through. Illustrate a matching picture.

The

The vet

The vet can

The vet can see

The vet can see the

The vet can see the sick

The vet can see the sick pup.



Name:

Directions: Say the word, map the sounds in the word, and write the word.





Directions: Read the sentence expander. Repeat the line each read through. Illustrate a matching picture.

The

The bus


The bus can

The bus can pick

The bus can pick up

The bus can pick up the


The bus can pick up the kid.



Name:

Directions: Say the word, map the sounds in the word, and write the word.





Directions: Read the sentence expander. Repeat the line each read through. Illustrate a matching picture.

Is

Is the

Is the red

Is the red bug

Is the red bug in

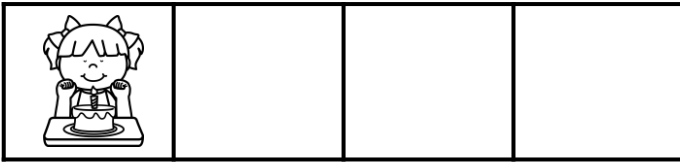
Is the red bug in the


Is the red bug in the net?



Name:

Directions: Say the word, map the sounds in the word, and write the word.





Directions: Read the sentence expander. Repeat the line each read through. Illustrate a matching picture.

I

I wish


I wish that

I wish that I

I wish that I had

I wish that I had a

I wish that I had a fish.



Name:

Directions: Say the word, map the sounds in the word, and write the word.





Directions: Read the sentence expander. Repeat the line each read through. Illustrate a matching picture.

A

A duck


A duck said,

A duck said, "Quack!"

A duck said, "Quack!" on

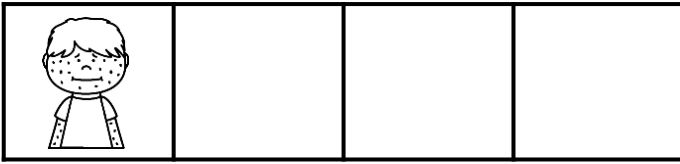
A duck said, "Quack!" on that


A duck said, "Quack!" on that path.



Name:

Directions: Say the word, map the sounds in the word, and write the word.





Directions: Read the sentence expander. Repeat the line each read through. Illustrate a matching picture.

I

I see


I see a

I see a rash

I see a rash on

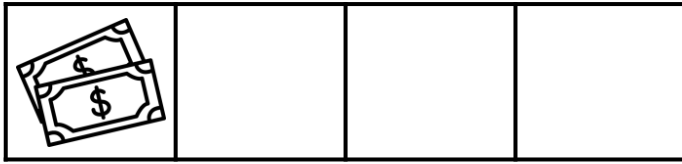
I see a rash on his


I see a rash on his neck.



Name:

Directions: Say the word, map the sounds in the word, and write the word.





Directions: Read the sentence expander. Repeat the line each read through. Illustrate a matching picture.

Mom

Mom has


Mom has cash

Mom has cash to

Mom has cash to go


Mom has cash to go and


Mom has cash to go and shop.



Name:

Directions: Say the word, map the sounds in the word, and write the word.

			
--	--	--	--

			
---	--	--	--

Directions: Read the sentence expander. Repeat the line each read through. Illustrate a matching picture.

The

The rock

The rock did

The rock did thud

The rock did thud on

The rock did thud on the

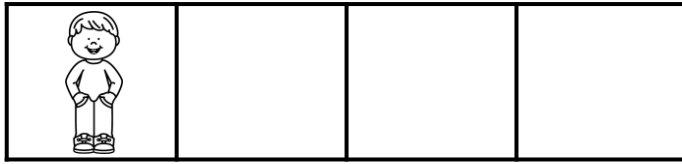
The rock did thud on the path.




--

Name:

Directions: Say the word, map the sounds in the word, and write the word.





Directions: Read the sentence expander. Repeat the line each read through. Illustrate a matching picture.

Can

Can Whit

Can Whit whack

Can Whit whack it

Can Whit whack it to

Can Whit whack it to me

Can Whit whack it to me here?



Name:

Directions: Say the word, map the sounds in the word, and write the word.



Directions: Read the sentence expander. Repeat the line each read through. Illustrate a matching picture.

Can

Can the


Can the chick

Can the chick go

Can the chick go into

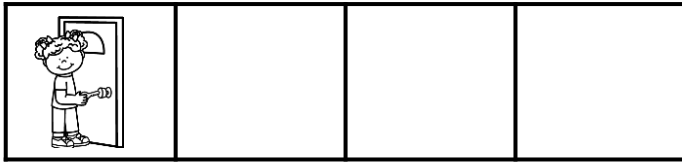
Can the chick go into the


Can the chick go into the bath?



Name:

Directions: Say the word, map the sounds in the word, and write the word.





Directions: Read the sentence expander. Repeat the line each read through. Illustrate a matching picture.

Did

Did you

Did you lock

Did you lock the

Did you lock the shed

Did you lock the shed with

Did you lock the shed with him?



Name:

Directions: Say the word, map the sounds in the word, and write the word.





Directions: Read the sentence expander. Repeat the line each read through. Illustrate a matching picture.

Pick

Pick up


Pick up the

Pick up the shell

Pick up the shell on

Pick up the shell on the

Pick up the shell on the hill.



Name:

Directions: Say the word, map the sounds in the word, and write the word.





Directions: Read the sentence expander. Repeat the line each read through. Illustrate a matching picture.

Mom

Mom said,


Mom said, "Do

Mom said, "Do not

Mom said, "Do not yell

Mom said, "Do not yell and

Mom said, "Do not yell and fuss!"



Name:

Directions: Say the word, map the sounds in the word, and write the word.





Directions: Read the sentence expander. Repeat the line each read through. Illustrate a matching picture.

Who

Who set

Who set the

Who set the shell

Who set the shell in

Who set the shell in the

Who set the shell in the well?



Name:

Directions: Say the word, map the sounds in the word, and write the word.





Directions: Read the sentence expander. Repeat the line each read through. Illustrate a matching picture.

Bill

Bill will

Bill will run

Bill will run quick

Bill will run quick and


Bill will run quick and not


Bill will run quick and not miss.



Name:

Directions: Say the word, map the sounds in the word, and write the word.





Directions: Read the sentence expander. Repeat the line each read through. Illustrate a matching picture.

Drag

Drag the


Drag the trash

Drag the trash bag

Drag the trash bag to

Drag the trash bag to the


Drag the trash bag to the truck.



Name:

Directions: Say the word, map the sounds in the word, and write the word.

				
--	--	--	--	--

				
---	--	--	--	--

Directions: Read the sentence expander. Repeat the line each read through. Illustrate a matching picture.

The

The glass

The glass had

The glass had a

The glass had a crack

The glass had a crack in

The glass had a crack in it.



--

Name:

Directions: Say the word, map the sounds in the word, and write the word.





Directions: Read the sentence expander. Repeat the line each read through. Illustrate a matching picture.

Do

Do not

Do not trip

Do not trip in

Do not trip in the


Do not trip in the thick


Do not trip in the thick grass.



Name:

Directions: Say the word, map the sounds in the word, and write the word.





Directions: Read the sentence expander. Repeat the line each read through. Illustrate a matching picture.

Is

Is that


Is that your

Is that your twin

Is that your twin in

Is that your twin in the

Is that your twin in the crib?



Name:

Directions: Say the word, map the sounds in the word, and write the word.





Directions: Read the sentence expander. Repeat the line each read through. Illustrate a matching picture.

Will

Will the


Will the crab

Will the crab go

Will the crab go in

Will the crab go in the

Will the crab go in the trap?



Name:

Directions: Say the word, map the sounds in the word, and write the word.





Directions: Read the sentence expander. Repeat the line each read through. Illustrate a matching picture.

Can

Can you


Can you stack

Can you stack a

Can you stack a block

Can you stack a block on

Can you stack a block on top?



Name:

Directions: Say the word, map the sounds in the word, and write the word.





Directions: Read the sentence expander. Repeat the line each read through. Illustrate a matching picture.

When

When did

When did you

When did you skip

When did you skip up


When did you skip up the

When did you skip up the step?



Name:

Directions: Say the word, map the sounds in the word, and write the word.





Directions: Read the sentence expander. Repeat the line each read through. Illustrate a matching picture.

I

I am


I am so

I am so glad

I am so glad I

I am so glad I can

I am so glad I can swim!



Name:

Directions: Say the word, map the sounds in the word, and write the word.



Directions: Read the sentence expander. Repeat the line each read through. Illustrate a matching picture.

Bake

Bake this


Bake this white

Bake this white cake

Bake this white cake for

Bake this white cake for your

Bake this white cake for your mom.



Name:

Directions: Say the word, map the sounds in the word, and write the word.

				e
--	--	--	--	---

				e
---	--	--	--	---

Directions: Read the sentence expander. Repeat the line each read through. Illustrate a matching picture.

Use

Use the

Use the hose

Use the hose to

Use the hose to wet

Use the hose to wet the


Use the hose to wet the rose.



--

Name:

Directions: Say the word, map the sounds in the word, and write the word.





Directions: Read the sentence expander. Repeat the line each read through. Illustrate a matching picture.

A

A huge


A huge whale

A huge whale dove

A huge whale dove by


A huge whale dove by the


A huge whale dove by the ship.



Name:

Directions: Say the word, map the sounds in the word, and write the word.





Directions: Read the sentence expander. Repeat the line each read through. Illustrate a matching picture.

When

When I

When I got

When I got home,

When I got home, I

When I got home, I made

When I got home, I made rice.



Name:

Directions: Say the word, map the sounds in the word, and write the word.

				e
--	--	--	--	---

				e
---	--	--	--	---

Directions: Read the sentence expander. Repeat the line each read through. Illustrate a matching picture.

Your

Your prize

Your prize is

Your prize is a

Your prize is a cage

Your prize is a cage with

Your prize is a cage with mice!



--

Name:

Directions: Say the word, map the sounds in the word, and write the word.

				e
--	--	--	--	---

				e
---	--	--	--	---

Directions: Read the sentence expander. Repeat the line each read through. Illustrate a matching picture.

The

The lake

The lake did

The lake did not

The lake did not have

The lake did not have a

The lake did not have a wave.



--

Name:

Directions: Say the word, map the sounds in the word, and write the word.





Directions: Read the sentence expander. Repeat the line each read through. Illustrate a matching picture.

The

The little

The little mule

The little mule has

The little mule has a

The little mule has a cute

The little mule has a cute mane.



--

Name:

Directions: Say the word, map the sounds in the word, and write the word.

				e
--	--	--	--	---

				e
---	--	--	--	---

Directions: Read the sentence expander. Repeat the line each read through. Illustrate a matching picture.

Can

Can the

Can the dude

Can the dude ride

Can the dude ride on

Can the dude ride on the

Can the dude ride on the bike?



--

Name:

Directions: Say the word, map the sounds in the word, and write the word.





Directions: Read the sentence expander. Repeat the line each read through. Illustrate a matching picture.

Jane

Jane woke


Jane woke up

Jane woke up to

Jane woke up to a

Jane woke up to a nice


Jane woke up to a nice tune.



Name:

Directions: Say the word, map the sounds in the word, and write the word.

				e
--	--	--	--	---

				e
---	--	--	--	---

Directions: Read the sentence expander. Repeat the line each read through. Illustrate a matching picture.

He

He gave

He gave a

He gave a little

He gave a little note

He gave a little note to

He gave a little note to Cate.



--

Name:

Directions: Say the word, map the sounds in the word, and write the word.

				e
--	--	--	--	---

				e
---	--	--	--	---

Directions: Read the sentence expander. Repeat the line each read through. Illustrate a matching picture.

Can

Can you

Can you see

Can you see the

Can you see the brass

Can you see the brass pole

Can you see the brass pole shine?



--

Name:

Directions: Say the word, map the sounds in the word, and write the word.

				e
--	--	--	--	---

				e
---	--	--	--	---

Directions: Read the sentence expander. Repeat the line each read through. Illustrate a matching picture.

Place

Place the

Place the wide

Place the wide cone

Place the wide cone in

Place the wide cone in the

Place the wide cone in the zone.



--

Name:

Directions: Say the word, map the sounds in the word, and write the word.





Directions: Read the sentence expander. Repeat the line each read through. Illustrate a matching picture.

We

We made


We made a

We made a home

We made a home for

We made a home for that

We made a home for that mole.



Name:

Directions: Say the word, map the sounds in the word, and write the word.

				e
--	--	--	--	---

				e
---	--	--	--	---

Directions: Read the sentence expander. Repeat the line each read through. Illustrate a matching picture.

It

It is

It is time

It is time for

It is time for a

It is time for a fun

It is time for a fun hike!



--

Name:

Directions: Say the word, map the sounds in the word, and write the word.





Directions: Read the sentence expander. Repeat the line each read through. Illustrate a matching picture.

Do

Do not


Do not take

Do not take the

Do not take the kite

Do not take the kite from

Do not take the kite from Mike.



Name:

Directions: Say the word, map the sounds in the word, and write the word.

				e
--	--	--	--	---

				e
---	--	--	--	---

Directions: Read the sentence expander. Repeat the line each read through. Illustrate a matching picture.

Did

Did he


Did he rake

Did he rake it

Did he rake it into

Did he rake it into a

Did he rake it into a pile?



Name:

Directions: Say the word, map the sounds in the word, and write the word.





Directions: Read the sentence expander. Repeat the line each read through. Illustrate a matching picture.

What

What is


What is the

What is the price

What is the price of

What is the price of the

What is the price of the rice?



Name:

Directions: Say the word, map the sounds in the word, and write the word.

				e
--	--	--	--	---

				e
---	--	--	--	---

Directions: Read the sentence expander. Repeat the line each read through. Illustrate a matching picture.

I

I like

I like the

I like the lace

I like the lace on

I like the lace on my

I like the lace on my dress.




--

Name:

Directions: Say the word, map the sounds in the word, and write the word.

				e
--	--	--	--	---

				e
---	--	--	--	---

Directions: Read the sentence expander. Repeat the line each read through. Illustrate a matching picture.

A

A dime


A dime is

A dime is not

A dime is not a

A dime is not a nice

A dime is not a nice wage.



Name:

Directions: Say the word, map the sounds in the word, and write the word.





Directions: Read the sentence expander. Repeat the line each read through. Illustrate a matching picture.

June

June set


June set the

June set the rose

June set the rose in

June set the rose in the

June set the rose in the vase.



Name:

Directions: Say the word, map the sounds in the word, and write the word.



Directions: Read the sentence expander. Repeat the line each read through. Illustrate a matching picture.

Will

Will you

Will you help

Will you help me

Will you help me lift


Will you help me lift this


Will you help me lift this raft?



Name:

Directions: Say the word, map the sounds in the word, and write the word.





Directions: Read the sentence expander. Repeat the line each read through. Illustrate a matching picture.

She

She wept

She wept when

She wept when she

She wept when she lost

She wept when she lost the


She wept when she lost the mask.



Name:

Directions: Say the word, map the sounds in the word, and write the word.





Directions: Read the sentence expander. Repeat the line each read through. Illustrate a matching picture.

I

I set


I set the

I set the milk

I set the milk on

I set the milk on the

I set the milk on the shelf.



Name:

Directions: Say the word, map the sounds in the word, and write the word.





Directions: Read the sentence expander. Repeat the line each read through. Illustrate a matching picture.

Will

Will the


Will the tent

Will the tent block

Will the tent block the

Will the tent block the cold

Will the tent block the cold wind?



Name:

Directions: Say the word, map the sounds in the word, and write the word.



Directions: Read the sentence expander. Repeat the line each read through. Illustrate a matching picture.

Will

Will the

Will the truck

Will the truck dump

Will the truck dump all

Will the truck dump all the

Will the truck dump all the sand?



Name:

Directions: Say the word, map the sounds in the word, and write the word.





Directions: Read the sentence expander. Repeat the line each read through. Illustrate a matching picture.

The

The bull


The bull is

The bull is stuck

The bull is stuck in

The bull is stuck in the

The bull is stuck in the stall.



Name:

Directions: Say the word, map the sounds in the word, and write the word.





Directions: Read the sentence expander. Repeat the line each read through. Illustrate a matching picture.

Do

Do not

Do not dunk

Do not dunk it

Do not dunk it in

Do not dunk it in the

Do not dunk it in the tank.



Name:

Directions: Say the word, map the sounds in the word, and write the word.





Directions: Read the sentence expander. Repeat the line each read through. Illustrate a matching picture.

Did

Did the


Did the king

Did the king sing

Did the king sing a


Did the king sing a long

Did the king sing a long song?



Name:

Directions: Say the word, map the sounds in the word, and write the word.



Directions: Read the sentence expander. Repeat the line each read through. Illustrate a matching picture.

Bring

Bring the

Bring the herd

Bring the herd back

Bring the herd back to

Bring the herd back to the

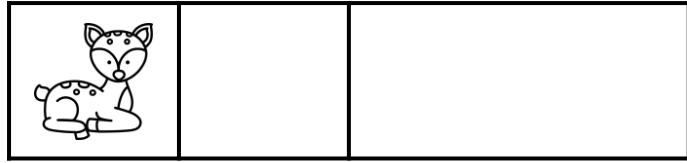
Bring the herd back to the barn.



Name:

Directions: Say the word, map the sounds in the word, and write the word.





Directions: Read the sentence expander. Repeat the line each read through. Illustrate a matching picture.

The

The bear

The bear and

The bear and deer

The bear and deer ate

The bear and deer ate the

The bear and deer ate the corn.



Name:

Directions: Say the word, map the sounds in the word, and write the word.





Directions: Read the sentence expander. Repeat the line each read through. Illustrate a matching picture.

Is

Is there

Is there a

Is there a thorn

Is there a thorn on

Is there a thorn on the

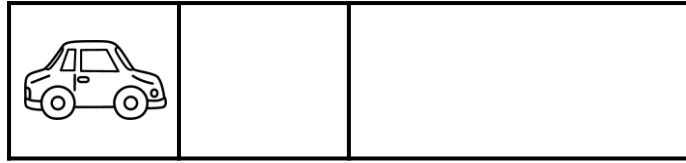
Is there a thorn on the fern?



Name:

Directions: Say the word, map the sounds in the word, and write the word.





Directions: Read the sentence expander. Repeat the line each read through. Illustrate a matching picture.

Did

Did the


Did the dog

Did the dog bark

Did the dog bark at

Did the dog bark at the

Did the dog bark at the car?



Name:

Directions: Say the word, map the sounds in the word, and write the word.



Directions: Read the sentence expander. Repeat the line each read through. Illustrate a matching picture.

Can

Can the


Can the girl

Can the girl play

Can the girl play in


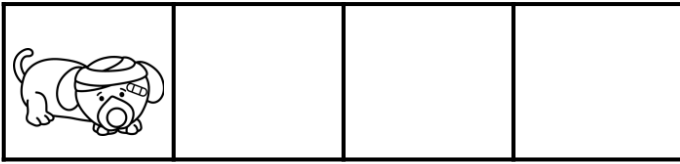
Can the girl play in the

Can the girl play in the dirt?



Name:

Directions: Say the word, map the sounds in the word, and write the word.



Directions: Read the sentence expander. Repeat the line each read through. Illustrate a matching picture.

Do

Do not


Do not get

Do not get hurt

Do not get hurt when

Do not get hurt when you

Do not get hurt when you surf!



Name:

Directions: Say the word, map the sounds in the word, and write the word.





Directions: Read the sentence expander. Repeat the line each read through. Illustrate a matching picture.

There

There is


There is a

There is a gourd

There is a gourd at

There is a gourd at the

There is a gourd at the store.



Name:

Directions: Say the word, map the sounds in the word, and write the word.



Directions: Read the sentence expander. Repeat the line each read through. Illustrate a matching picture.



She

She likes

She likes to

She likes to cheer

She likes to cheer when

She likes to cheer when they

She likes to cheer when they share.

Name:

Directions: Say the word, map the sounds in the word, and write the word.





Directions: Read the sentence expander. Repeat the line each read through. Illustrate a matching picture.

Did

Did you

Did you hear

Did you hear the

Did you hear the deer

Did you hear the deer pass

Did you hear the deer pass us?



Name:

Directions: Say the word, map the sounds in the word, and write the word.





Directions: Read the sentence expander. Repeat the line each read through. Illustrate a matching picture.

Knit

Knit a


Knit a scarf

Knit a scarf for

Knit a scarf for the

Knit a scarf for the little

Knit a scarf for the little lamb.



Name:

Directions: Say the word, map the sounds in the word, and write the word.



Directions: Read the sentence expander. Repeat the line each read through. Illustrate a matching picture.

Knock

Knock first


Knock first and

Knock first and then

Knock first and then turn

Knock first and then turn the

Knock first and then turn the knob.



Name:

Directions: Say the word, map the sounds in the word, and write the word.





Directions: Read the sentence expander. Repeat the line each read through. Illustrate a matching picture.

The

The gnome


The gnome did

The gnome did not

The gnome did not have

The gnome did not have a

The gnome did not have a comb.



Name:

Directions: Say the word, map the sounds in the word, and write the word.





Directions: Read the sentence expander. Repeat the line each read through. Illustrate a matching picture.

I

I made

I made a

I made a chain

I made a chain from


I made a chain from some

I made a chain from some clay.



Name:

Directions: Say the word, map the sounds in the word, and write the word.



Directions: Read the sentence expander. Repeat the line each read through. Illustrate a matching picture.

Feed

Feed the

Feed the gulls

Feed the gulls on

Feed the gulls on the

Feed the gulls on the sandy

Feed the gulls on the sandy beach.



Name:

Directions: Say the word, map the sounds in the word, and write the word.



Directions: Read the sentence expander. Repeat the line each read through. Illustrate a matching picture.

Set

Set the


Set the loaf

Set the loaf in

Set the loaf in the

Set the loaf in the green

Set the loaf in the green bowl.



Name:

Directions: Say the word, map the sounds in the word, and write the word.





Directions: Read the sentence expander. Repeat the line each read through. Illustrate a matching picture.

I

I might


I might bake

I might bake my

I might bake my pies

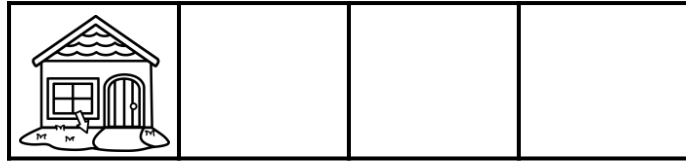
I might bake my pies at

I might bake my pies at night.



Name:

Directions: Say the word, map the sounds in the word, and write the word.



Directions: Read the sentence expander. Repeat the line each read through. Illustrate a matching picture.

They

They found

They found a

They found a coin

They found a coin on

They found a coin on their

They found a coin on their lawn.



Name:

Directions: Say the word, map the sounds in the word, and write the word.





Directions: Read the sentence expander. Repeat the line each read through. Illustrate a matching picture.

Jay

Jay loves


Jay loves to

Jay loves to play

Jay loves to play with


Jay loves to play with the

Jay loves to play with the train.



Name:

Directions: Say the word, map the sounds in the word, and write the word.



Directions: Read the sentence expander. Repeat the line each read through. Illustrate a matching picture.

The

The hen


The hen laid

The hen laid eight

The hen laid eight eggs

The hen laid eight eggs at

The hen laid eight eggs at night.



Name:

Directions: Say the word, map the sounds in the word, and write the word.





Directions: Read the sentence expander. Repeat the line each read through. Illustrate a matching picture.

Kay

Kay will

Kay will feed

Kay will feed the

Kay will feed the sheep

Kay will feed the sheep some


Kay will feed the sheep some hay.



Name:

Directions: Say the word, map the sounds in the word, and write the word.





Directions: Read the sentence expander. Repeat the line each read through. Illustrate a matching picture.

I

I ate

I ate meat

I ate meat and

I ate meat and fries

I ate meat and fries for


I ate meat and fries for dinner.



Name:

Directions: Say the word, map the sounds in the word, and write the word.





Directions: Read the sentence expander. Repeat the line each read through. Illustrate a matching picture.

Taylor

Taylor has


Taylor has the

Taylor has the key

Taylor has the key to

Taylor has the key to the

Taylor has the key to the city.



Name:

Directions: Say the word, map the sounds in the word, and write the word.





Directions: Read the sentence expander. Repeat the line each read through. Illustrate a matching picture.

The

The toad

The toad can

The toad can croak

The toad can croak in

The toad can croak in the

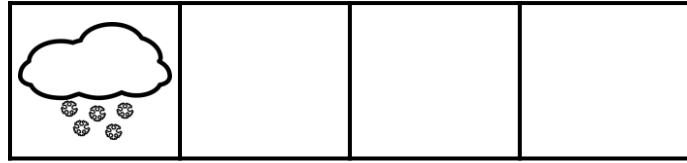
The toad can croak in the moat.



Name:

Directions: Say the word, map the sounds in the word, and write the word.





Directions: Read the sentence expander. Repeat the line each read through. Illustrate a matching picture.

The

The plant


The plant cannot

The plant cannot grow

The plant cannot grow in

The plant cannot grow in the

The plant cannot grow in the snow.



Name:

Directions: Say the word, map the sounds in the word, and write the word.





Directions: Read the sentence expander. Repeat the line each read through. Illustrate a matching picture.

Jean

Jean turns


Jean turns on

Jean turns on the

Jean turns on the light

Jean turns on the light at

Jean turns on the light at night.



Name:

Directions: Say the word, map the sounds in the word, and write the word.





Directions: Read the sentence expander. Repeat the line each read through. Illustrate a matching picture.

The

The fruit

The fruit had

The fruit had a

The fruit had a bruise

The fruit had a bruise on

The fruit had a bruise on it.



Name:

Directions: Say the word, map the sounds in the word, and write the word.



Directions: Read the sentence expander. Repeat the line each read through. Illustrate a matching picture.

The

The paw

The paw print

The paw print was

The paw print was my

The paw print was my main

The paw print was my main clue.



Name:

Directions: Say the word, map the sounds in the word, and write the word.





Directions: Read the sentence expander. Repeat the line each read through. Illustrate a matching picture.

She

She chose


She chose to

She chose to boil

She chose to boil the

She chose to boil the fresh

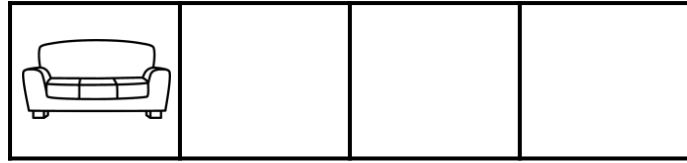
She chose to boil the fresh oyster.



Name:

Directions: Say the word, map the sounds in the word, and write the word.





Directions: Read the sentence expander. Repeat the line each read through. Illustrate a matching picture.

My

My mom


My mom bought

My mom bought a

My mom bought a new

My mom bought a new blue

My mom bought a new blue couch.



Name:

Directions: Say the word, map the sounds in the word, and write the word.





Directions: Read the sentence expander. Repeat the line each read through. Illustrate a matching picture.

The

The crew

The crew is

The crew is working

The crew is working in

The crew is working in the

The crew is working in the town.



Name:

Directions: Say the word, map the sounds in the word, and write the word.



Directions: Read the sentence expander. Repeat the line each read through. Illustrate a matching picture.

The

The root

The root of

The root of the

The root of the plant

The root of the plant grew

The root of the plant grew deep.



Name:

Directions: Say the word, map the sounds in the word, and write the word.



Directions: Read the sentence expander. Repeat the line each read through. Illustrate a matching picture.

Steve

Steve likes

Steve likes to

Steve likes to look

Steve likes to look at

Steve likes to look at his

Steve likes to look at his book.





This packet is the property of Tara West and is protected through copyright and trademark registrations. All rights reserved.

No part of this digital download may be reproduced electronically, shared without additional licenses, or placed on the internet for others to access without the prior permission from the publisher, Tara West.

If you are a school district using this download as curriculum for more than one teacher an additional school license will need to be purchased.

Contact Information

Email: littlemindsatworkLLC@gmail.com

Website: www.littlemindsatwork.org

Store: <http://www.teacherspayteachers.com/Store/Tara-West>