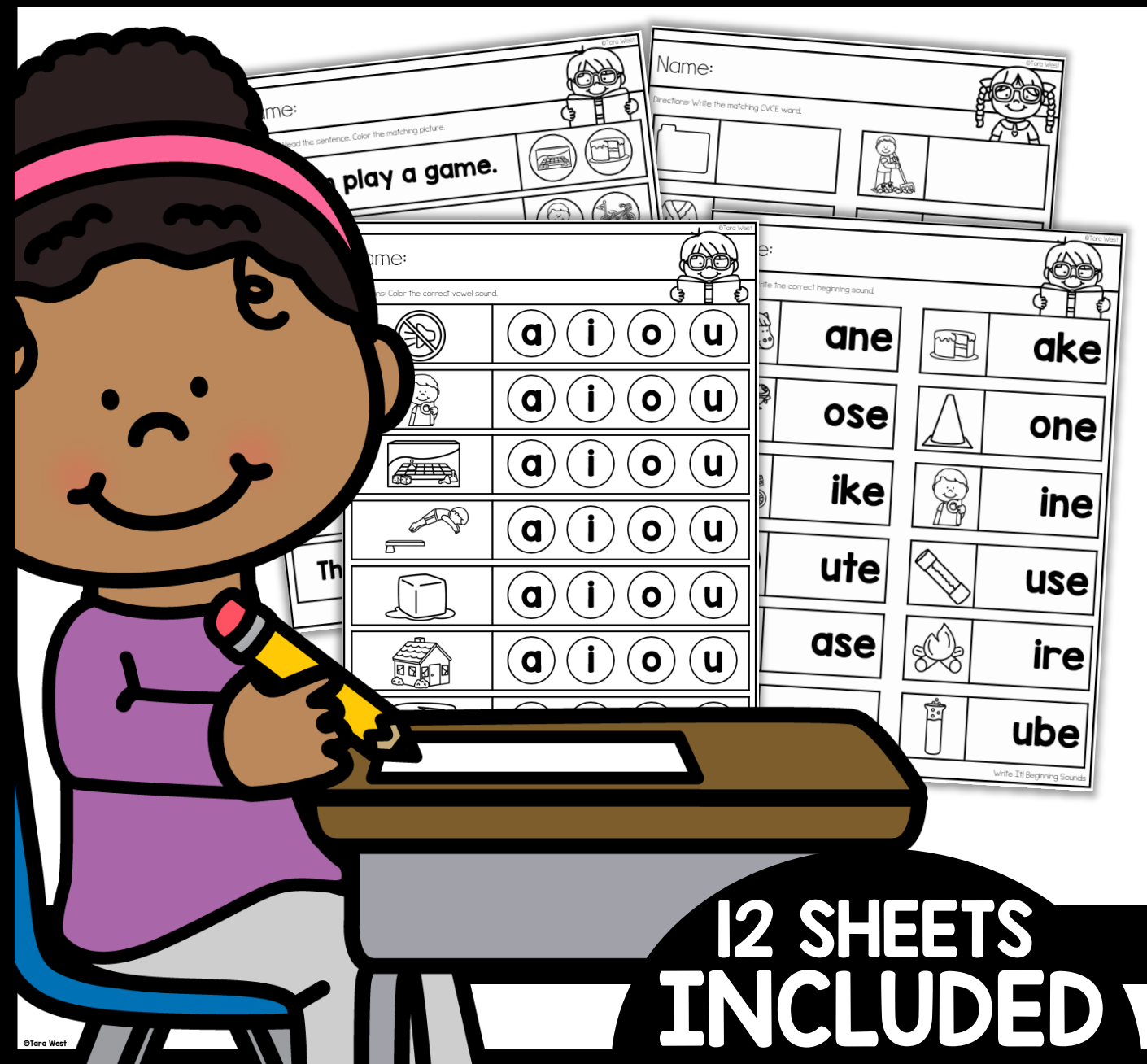


INSTANT CVCE PRACTICE SHEETS




INSTANT CVCE PRACTICE SHEETS

Thanks so much for downloading my INSTANT CVCE Practice sheets freebie packet. This packet is designed to offer an engaging and FUN way to explore CVCE words! This packet can be used during morning work, as a homework assignment, in-class phonics lesson, or used as supplemental literacy centers. The packet includes 12 CVCE practice sheets. The practice sheets can be printed for quick use, laminated/placed in a binder sleeve for repeated use, or added to your digital learning classroom. A variety of sheets are included from isolating sounds within CVCE words, writing missing sounds in CVCE words, writing CVCE words, and reading CVCE word sentences. Below you can view the four versions in action.



If you have any additional questions as always, feel free to email me at littlemindsatworkllc@gmail.com, follow me on [Facebook](#), or visit my blog, [Little Minds at Work](#).

Name: _____



Directions: Color the correct vowel sound.



a

i

o

u

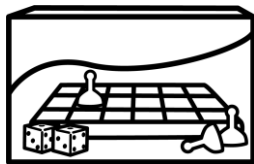


a

i

o

u

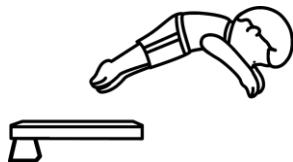


a

i

o

u



a

i

o

u



a

i

o

u




a

i

o

u




a

i


o

u

Name: _____



Directions: Color the correct vowel sound.




a

i

o

u




a

i

o

u

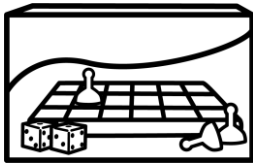


a

i

o

u




a

i

o

u



a

i

o

u



a

i

o

u




a

i

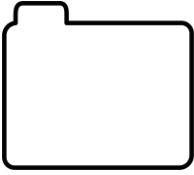
o

u

Name: _____



Directions: Color the correct vowel sound.



a

i

o

u




a

i

o

u




a

i

o

u



a

i

o

u




a

i

o

u

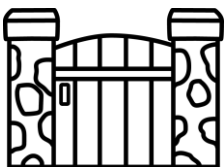


a

i

o

u




a

i


o

u

Name: _____



Directions: Color the correct vowel sound.

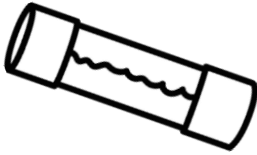


a

i

o

u

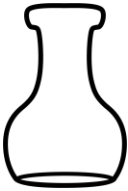


a

i

o

u



a

i

o

u



a

i

o

u



a

i

o

u



a

i

o

u




a

i

o

u

Name: _____



Directions: Color the correct vowel sound.



a

i

o

u




a

i

o

u



a

i

o

u



a

i

o

u



a

i

o

u



a

i

o

u




a

i

o

u


Name: _____




Directions: Write the correct beginning sound.




ane



ake



ose



one




ike



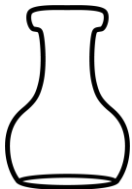
ine




ute



use



ase



ire




ose



ube

Name: _____



Directions: Write the correct beginning sound.



ake



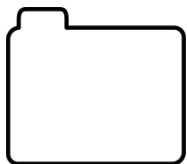
ane



obe



ote




ile




ive




ube



ule



ate



ive




ose

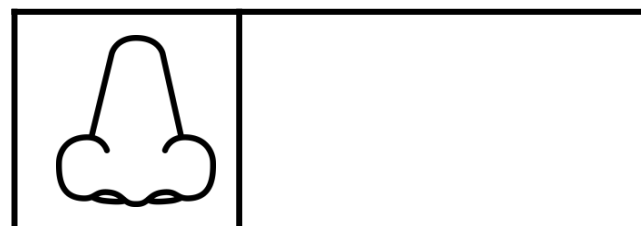

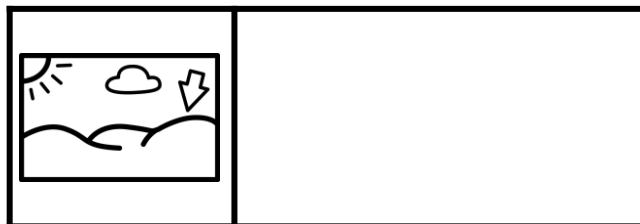
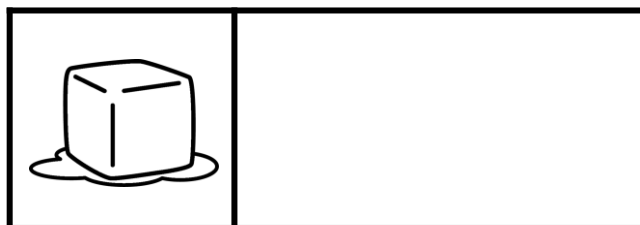
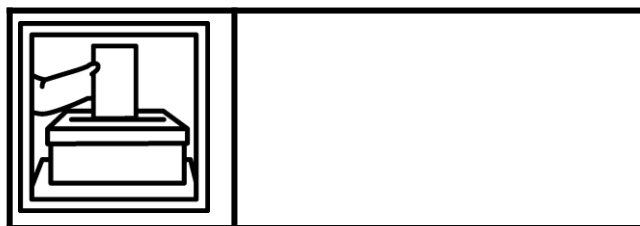
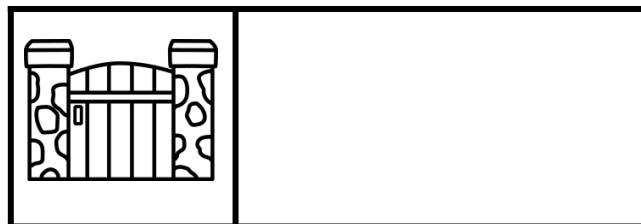



une


Name: _____



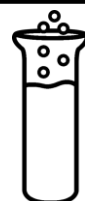


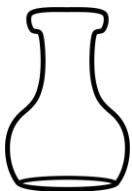



Directions: Write the matching CVCE word.




Name: _____



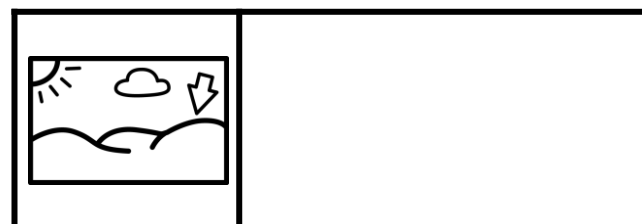

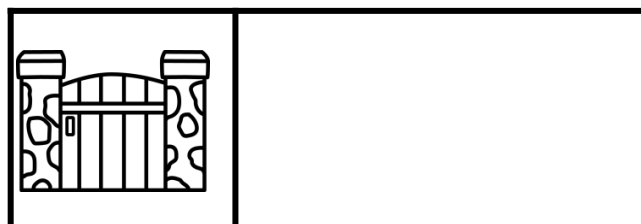

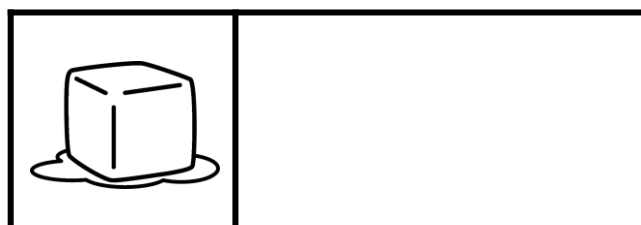
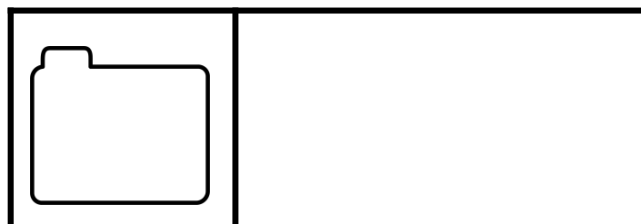



Directions: Write the matching CVCE word.




Name: _____



Directions: Write the matching CVCE word.


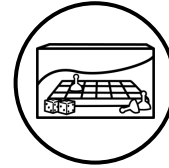


Name: _____



Directions: Read the sentence. Color the matching picture.



I can play a game.





She can ride a bike.



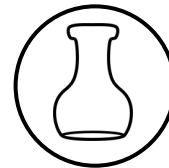
My mom has a rose.



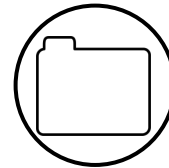
Can you mute it?





Is that my vase?




He can make a fire.



That is a dog bone.





Name: _____



Directions: Read the sentence. Color the matching picture.


My dad has a cube.




He will help me rake.




I am five.



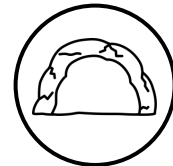
I have a red robe.



It is a big fume.



Is that a cave?



The bee is in the hive.

