

CVCE Sound Clip

HANDS-ON+ENGAGING



CVCE Sound Clip Cards

What are the CVCE Sound Clip Cards?

Thanks so much for showing interest in my CVCE Sound Clip Cards. This is a set of 40 CVCE sound clip it cards. These cards give students an opportunity to practice CVCE words in a hands-on and engaging way. The students will get the opportunity to clip the missing beginning sound, medial sound, or final sound. Students will have to clip the corresponding letter (sound) amongst the distractor letters. A black and white version is included for budget saving prep. The cards can also be printed two or four sheets onto one sheet to save in ink and paper. If you have additional questions about this packet, you can reach out to me directly at littlemindsatworkLLC@gmail.com



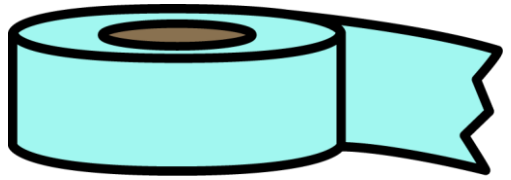


ake

r

c

b




ape

t

b

n



ase

c

f

v



ame

f

g

n



ide

r

h

t



ive

l

s

h




ite

k

f

n




ime

c

l

m



obe

r n s



ome

t h b




one

s g c



ote

v r n



ube

l

c

n




ule

m

d

r



une

s

b

d




ute

t

m

b



ave

h

f

w




ine

k

p

n




ose

s

r

c



ube

t

c

h




I ke

i a u




g me

a o u



c ne

i u a



c ve

o a u




p le

i

a

u



f re

a

i

o




h ke

u

o

i




t me

o

i

u




b ne

o

a

u



h se

i

a

o

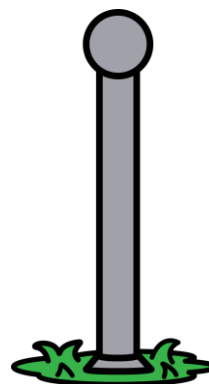


v te

i

o

u



p le

o

i

a



t ne

i a u




c te

i u o



f me

a o u



c be

u a i



b se

u

a

i




d me

o

i

u



j ke

i

o

u



h ge

o

u

a

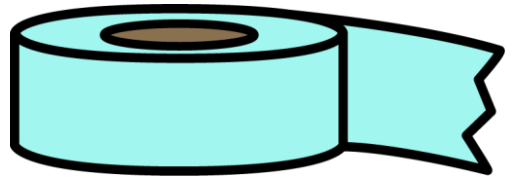


ca e

r

k

b




ta e

t

p

n




va e

s

f

v



hi e

v

g

n




ki e

b

v

t



li e

t

n

m




co e

b

v

n



ro e

d

p

b




tu e

r

n

s



cu e

t

h

b

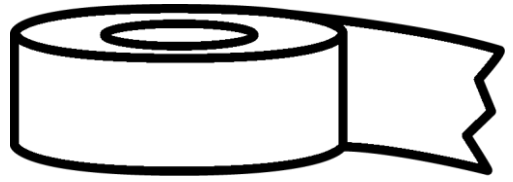


ake

r

c

b




ape

t

b

n



ase

c

f

v




ame

f

g

n




ide

r

h

t




ite

k

f

n




ive

l

s

h




ime

c

l

m



obe

r

n

s



ome

t

h

b



one

s

g

c




ote

v

r

n




□ **ube**

l

c

n




□ **ule**

m

d

r



□ **une**

s

b

d



□ **ute**

t

m

b



ave

h

f

w



ine

k

p

n

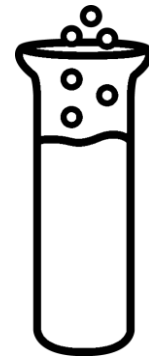


ose

s

r

c




ube

t

c

h

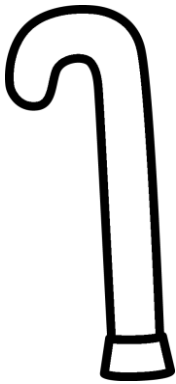


l ke

i

a

u




c ne

i

u

a




g me

a

o

u



c ve

o

a

u




p le

i

a

u



f re

a

i

o




h ke

u

o

i




t me

o

i

u




b ne

o

a

u



h se

i

a

o

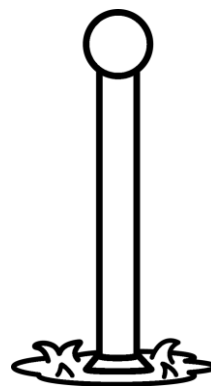


v te

i

o

u



p le

o

i

a




t ne

i

a

u




c te

i

u

o




f me

a

o

u




c be

u

a

i



b **se**

u

a

i




d **me**

o

i

u




j **ke**

i

o

u



h **ge**

o

u

a

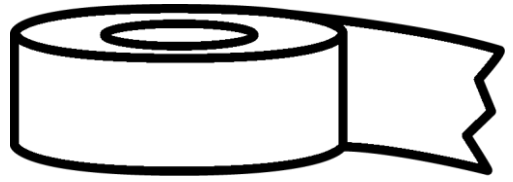


ca e

r

k

b




ta e

t

p

n




va e

s

f

v




hi e

v

g

n




ki e

b

v

t



li e

t

n

m




co e

b

v

n



ro e


d

p

b



tu e



cu e

r

n

s

t

h

b