


## A NOTE FROM TARA WEST

Thanks so much for downloading my free Guided Phonics + Beyond supplemental packet: *Spin It, Tap It, Map It, Unit 3* (digraphs, double endings, blends) sheets. These sheets can be used in multiple settings: whole-group instruction, small-group instruction, independent literacy center, and/or at-home supplement. Students will spin and say the word, map the word, and write the word.

If you have any additional questions as always, feel free to email me at [littlemindsatworkLLC@gmail.com](mailto:littlemindsatworkLLC@gmail.com), follow me on [Facebook](#), or visit my blog, [Little Minds at Work](#).



## Word Lists

**Page 1:** shin, shop, ship, fish, rash, shed

**Page 2:** chin, wish, chop, chip, bath, dish

**Page 3:** thud, bash, path, shock, cash, whiz

**Page 4:** lock, rock, dock, check, whack, neck

**Page 5:** chop, cash, ship, fish, bath, dish

**Page 6:** kiss, fill, mess, whiff, fizz, puff

**Page 7:** well, bell, pill, fuss, buzz, yell

**Page 8:** plum, skip, click, flip, grab, clap

**Page 9:** floss, cliff, sled, glad, flap, blush

**Page 10:** frog, dress, crab, crack, brush, grill

**Page 11:** swim, spin, step, smock, snap, snag

**Page 12:** snack, spot, spill, press, drum, scan

Name: \_\_\_\_\_

**UNIT 3:**


Digraphs




Directions: Spin, tap, map, and write each word.




**Spin It:**



**Tap It:**



**Map It:**



**Write It:**

--

--

--

--

--

--

--

--

--

Name: \_\_\_\_\_

**UNIT 3:**


Digraphs




Directions: Spin, tap, map, and write each word.




**Spin It:**



**Tap It:**



**Map It:**



**Write It:**

--

--

--

--

--

--

--

--

--

Name: \_\_\_\_\_

**UNIT 3:**


Digraphs




Directions: Spin, tap, map, and write each word.




**Spin It:**



**Tap It:**



**Map It:**



**Write It:**

--

--

--

--

--

--

--

--

--

Name: \_\_\_\_\_

**UNIT 3:**

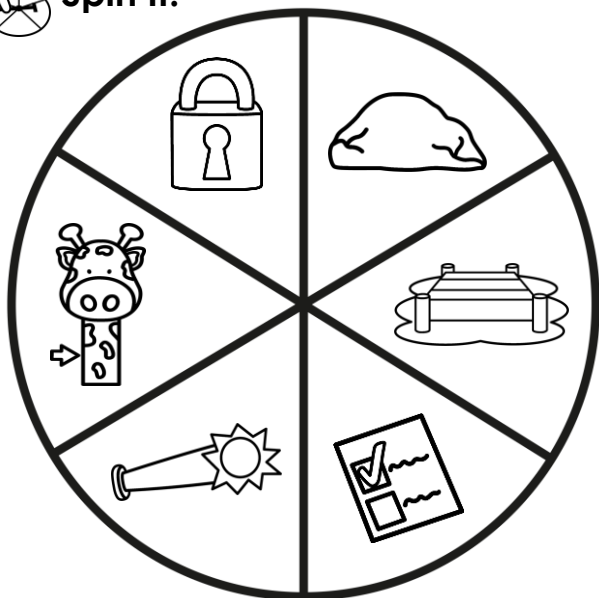
Digraphs




Directions: Spin, tap, map, and write each word.




**Spin It:**



**Tap It:**



**Map It:**



**Write It:**

--

--

--

--

--

--

--

--

--

Name: \_\_\_\_\_


**UNIT 3:**  
Double Endings




Directions: Spin, tap, map, and write each word.




**Spin It:**



**Tap It:**



**Map It:**



**Write It:**

--

--

--

--

--

--

--

--

--

Name: \_\_\_\_\_

**UNIT 3:**


Double Endings




Directions: Spin, tap, map, and write each word.




**Spin It:**



**Tap It:**



**Map It:**



**Write It:**

--

--

--

--

--

--

--

--

--


Name: \_\_\_\_\_




Directions: Spin, tap, map, and write each word.




**Spin It:**



**Tap It:**



**Map It:**



**Write It:**

--

--

--

--

--

--

--

--

--



Name: \_\_\_\_\_

**UNIT 3:**


Blends



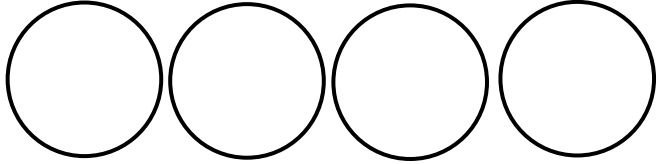
Directions: Spin, tap, map, and write each word.




**Spin It:**



**Tap It:**



**Map It:**



**Write It:**

--

--

--

--

--

--

--

--

--

Name: \_\_\_\_\_

**UNIT 3:**


Blends



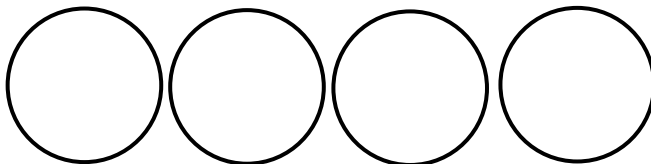
Directions: Spin, tap, map, and write each word.




**Spin It:**









**Tap It:**



**Map It:**



**Write It:**



Name: \_\_\_\_\_

**UNIT 3:**


Blends



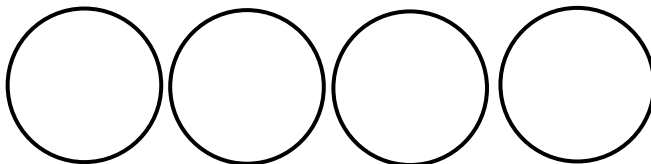
Directions: Spin, tap, map, and write each word.




**Spin It:**








**Tap It:**



**Map It:**



**Write It:**



Name: \_\_\_\_\_

**UNIT 3:**


Blends



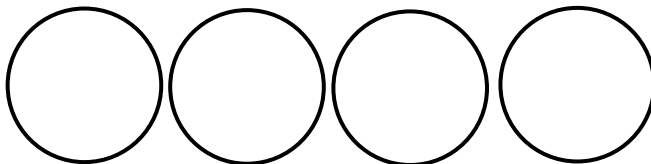
Directions: Spin, tap, map, and write each word.




**Spin It:**









**Tap It:**



**Map It:**



**Write It:**



Name: \_\_\_\_\_

**UNIT 3:**


Blends



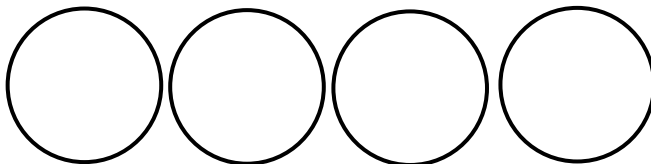
Directions: Spin, tap, map, and write each word.




**Spin It:**



**Tap It:**



**Map It:**



**Write It:**

--

--

--

--

--

--

--

--

--

# Guided Phonics + Beyond

Guided Phonics + Beyond is the property of Tara West and is protected through copyright and trademark registrations. All rights reserved.

No part of this digital download may be reproduced electronically, shared without additional licenses, or placed on the internet for others to access without the prior permission from the publisher, Tara West.

If you are a school district using this download as curriculum for more than one teacher an additional school license will need to be purchased.

Fonts used within this download are intellectual property of Kimberly Geswein and Print Designs by Kris.

The clipart images are intellectual property of [Laura Strickland of Whimsy Clips](#).

## Contact Information

Email: [littlemindsatworkLLC@gmail.com](mailto:littlemindsatworkLLC@gmail.com)

Website: [www.littlemindsatwork.org](http://www.littlemindsatwork.org)

Store: <http://www.teacherspayteachers.com/Store/Tara-West>