

■ A NOTE FROM TARA WEST

Thanks so much for downloading the free Hands-On and Engaging Learning packet: Manipulating Sound Strips. This packet offers 36 hands-on and engaging strips. These strips can be used in multiple settings: whole-group instruction, small-group instruction, intervention group, independent literacy center, and/or at-home supplement. Students will use the picture strips as they manipulate the sounds in each word. You can choose to have students follow-up with the response sheet. If you have any additional questions as always, feel free to email me at littlemindsatworkLLC@gmail.com, follow me on Facebook, or visit my blog, [Little Minds at Work](http://LittleMindsatWork.com).





CVC

Word Chaining Picture Strips

©Tara West Little Minds at Work



DIGRAPHS + BLENDS

Word Chaining Picture Strips


©Tara West Little Minds at Work



CVCE

Word Chaining Picture Strips

©Tara West Little Minds at Work





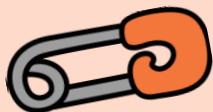
©Tara West with Little Minds at Work – Whimsy Clips

CVC 1




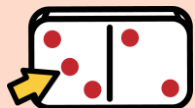
©Tara West with Little Minds at Work – Whimsy Clips

CVC 2





©Tara West with Little Minds at Work – Whimsy Clips

CVC 3



©Tara West with Little Minds at Work – Whimsy Clips

CVC 4



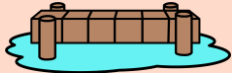

©Tara West with Little Minds at Work – Whimsy Clips

CVC 5



©Tara West with Little Minds at Work – Whimsy Clips

CVC 6



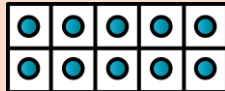
©Tara West with Little Minds at Work – Whimsy Clips

CVC 7



©Tara West with Little Minds at Work – Whimsy Clips

CVC 8



©Tara West with Little Minds at Work – Whimsy Clips

CVC 9




©Tara West with Little Minds at Work – Whimsy Clips

CVC IO



©Tara West with Little Minds at Work – Whimsy Clips

CVC II













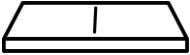








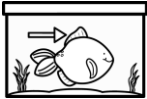
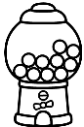


©Tara West with Little Minds at Work – Whimsy Clips

CVC I2

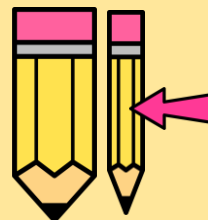
Name: _____

Guided Phonics + Beyond
UNIT 2 CVC Recording Sheet

Directions: Write the matching CVC word.

 <div></div>	 <div></div>	 <div></div>	 <div></div>		
 <div></div>	 <div></div>	 <div></div>	 <div></div>	 <div></div>	 <div></div>
 <div></div>	 <div></div>	 <div></div>	 <div></div>	 <div></div>	 <div></div>
 <div></div>	 <div></div>	 <div></div>	 <div></div>	 <div></div>	 <div></div>

CVC 1	mat, map, sap, tap, nap	CVC 9	hen, den, ten, men, met
CVC 2	fit, pit, sit, sip, tip	CVC 10	hop, hot, hat, hut, hug
CVC 3	pin, tin, fin, fan, man	CVC 11	ram, rat, rag, wag, wig
CVC 4	dot, pot, pop, top, mop	CVC 12	wax, sax, six, fix, fox
CVC 5	cot, cat, can, cap, cop		
CVC 6	run, fun, sun, sum, gum		
CVC 7	duck, dock, sock, sick, lick		
CVC 8	bus, bug, bag, big, pig		




©Tara West with Little Minds at Work – Whimsy Clips

DIGRAPHS I



©Tara West with Little Minds at Work – Whimsy Clips

DIGRAPHS 2



©Tara West with Little Minds at Work – Whimsy Clips

DIGRAPHS 3



©Tara West with Little Minds at Work – Whimsy Clips

DOUBLES 4




©Tara West with Little Minds at Work – Whimsy Clips

DOUBLES 5



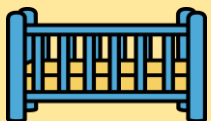
©Tara West with Little Minds at Work – Whimsy Clips

DOUBLES 6



©Tara West with Little Minds at Work – Whimsy Clips

BLENDS 7



©Tara West with Little Minds at Work – Whimsy Clips

BLENDS 8




©Tara West with Little Minds at Work – Whimsy Clips

BLENDS 9



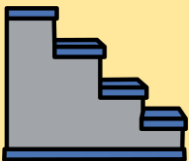
©Tara West with Little Minds at Work – Whimsy Clips

BLENDS IO



©Tara West with Little Minds at Work – Whimsy Clips

BLENDS II








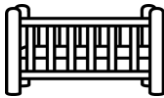









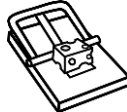


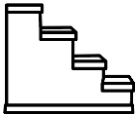




©Tara West with Little Minds at Work – Whimsy Clips

BLENDS I2

Name: _____

Guided Phonics + Beyond
UNIT 3 Recording Sheet

Directions: Write the matching word.

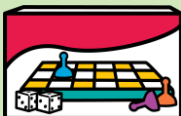
 <div></div>	 <div></div>	 <div></div>	 <div></div>		
 <div></div>	 <div></div>	 <div></div>	 <div></div>	 <div></div>	 <div></div>
 <div></div>	 <div></div>	 <div></div>	 <div></div>	 <div></div>	 <div></div>
 <div></div>	 <div></div>	 <div></div>	 <div></div>	 <div></div>	 <div></div>

DIGRAPH 1	shot, shop, ship, shin, thin	BLENDS 9	snap, snack, snag, snug, snuck
DIGRAPH 2	moth, math, path, bath, bash	BLENDS 10	trap, trash, track, trick, trip
DIGRAPH 3	fish, dish, wish, wick, sick	BLENDS 11	plum, plug, slug, slush, slash
DOUBLES 4	shell, bell, well, yell, sell	BLENDS 12	stem, step, stop, stock, stick
DOUBLES 5	chess, mess, miss, kiss, hiss		
DOUBLES 6	fell, fill, hill, pill, chill		
BLENDS 7	clap, clip, click, clock, flock		
BLENDS 8	crib, crab, crack, crash, crush		



©Tara West with Little Minds at Work – Whimsy Clips

CVCE 1



©Tara West with Little Minds at Work – Whimsy Clips

CVCE 2



©Tara West with Little Minds at Work – Whimsy Clips

CVCE 3




©Tara West with Little Minds at Work – Whimsy Clips

CVCE 4



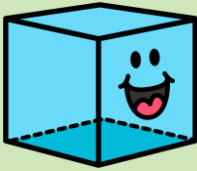

©Tara West with Little Minds at Work – Whimsy Clips

CVCE 5



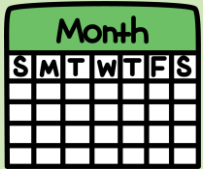
©Tara West with Little Minds at Work – Whimsy Clips

CVCE 6



©Tara West with Little Minds at Work – Whimsy Clips

CVCE 7




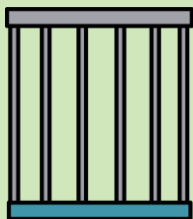

©Tara West with Little Minds at Work – Whimsy Clips

CVCE 8



©Tara West with Little Minds at Work – Whimsy Clips

CVCE 9



©Tara West with Little Minds at Work – Whimsy Clips

CVCE IO



©Tara West with Little Minds at Work – Whimsy Clips

CVCE II



©Tara West with Little Minds at Work – Whimsy Clips


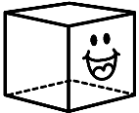



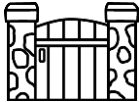
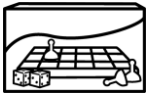
















CVCE I2

CVCE 1	wave, cave, cape, tape, tame	CVCE 9	lace, race, rice, mice, dice
CVCE 2	gate, game, gave, save, safe	CVCE 10	rage, cage, page, wage, stage
CVCE 3	dive, five, hive, hike, bike	CVCE 11	cry, dry, fry, fly, sky
CVCE 4	vine, dine, line, lime, dime	CVCE 12	mule, mute, mate, mane, mine
CVCE 5	pose, hose, nose, note, vote		
CVCE 6	rose, rope, robe, rode, code		
CVCE 7	tube, cube, cute, mute, mule		
CVCE 8	June, tune, dune, dude, Duke		

Name: _____

Guided Phonics + Beyond
UNIT 4 CVCE Recording Sheet

Directions: Write the matching CVCE word.

 <div></div>	 <div></div>	 <div></div>	 <div></div>		
 <div></div>	 <div></div>	 <div></div>	 <div></div>	 <div></div>	 <div></div>
 <div></div>	 <div></div>	 <div></div>	 <div></div>	 <div></div>	 <div></div>
 <div></div>	 <div></div>	 <div></div>	 <div></div>	 <div></div>	 <div></div>

Guided Phonics + Beyond

The Guided Phonics + Beyond is the property of Tara West and is protected through copyright and trademark registrations. All rights reserved.

No part of this digital download may be reproduced electronically, shared without additional licenses, or placed on the internet for others to access without the prior permission from the publisher, Tara West.

If you are a school district using this download as curriculum for more than one teacher an additional school license will need to be purchased.

The clipart images are intellectual property of **Laura Strickland of Whimsy Clips**.

Contact Information

Email: littlemindsatworkLLC@gmail.com

Website: www.littlemindsatwork.org

Store: <http://www.teacherspayteachers.com/Store/Tara-West>