

■ A NOTE FROM TARA WEST

Thanks so much for downloading the free Hands-On and Engaging Learning packet: Isolated Sounds Task Cards. This packet offers 100 hands-on and engaging task cards. These task cards can be used in multiple settings: whole-group instruction, small-group instruction, intervention group, independent literacy center, and/or at-home supplement. Students will identify if the sound is found at the beginning (green) sound, middle sound (yellow) or the ending (red) sound. Students can be equipped with any type of green, yellow, and red manipulatives to make the tasks hands-on. If you have questions, email me at littlemindsatworkLLC@gmail.com, follow me on [Facebook](#), or visit my blog, [Little Minds at Work](#).



CVC

SOUNDS

Hands-On Task Cards


©Tara West Little Minds at Work

CVC


SOUNDS

Hands-On Task Cards


©Tara West Little Minds at Work




m




f




a



a



p



n



©Tara West with Little Minds at Work – Whimsy Clips

©Tara West with Little Minds at Work – Whimsy Clips

©Tara West with Little Minds at Work – Whimsy Clips

©Tara West with Little Minds at Work – Whimsy Clips

©Tara West with Little Minds at Work – Whimsy Clips

©Tara West with Little Minds at Work – Whimsy Clips



c



b



©Tara West with Little Minds at Work - Whimsy Clips

©Tara West with Little Minds at Work - Whimsy Clips



a



a



©Tara West with Little Minds at Work - Whimsy Clips

©Tara West with Little Minds at Work - Whimsy Clips



t



t



©Tara West with Little Minds at Work - Whimsy Clips

©Tara West with Little Minds at Work - Whimsy Clips



c



h



©Tara West with Little Minds at Work – Whimsy Clips

©Tara West with Little Minds at Work – Whimsy Clips



a



a



©Tara West with Little Minds at Work – Whimsy Clips

©Tara West with Little Minds at Work – Whimsy Clips



b



t



©Tara West with Little Minds at Work – Whimsy Clips

©Tara West with Little Minds at Work – Whimsy Clips



r



l



a



a



t



b



©Tara West with Little Minds at Work – Whimsy Clips

©Tara West with Little Minds at Work – Whimsy Clips

©Tara West with Little Minds at Work – Whimsy Clips

©Tara West with Little Minds at Work – Whimsy Clips

©Tara West with Little Minds at Work – Whimsy Clips

©Tara West with Little Minds at Work – Whimsy Clips



S



I



©Tara West with Little Minds at Work – Whimsy Clips

©Tara West with Little Minds at Work – Whimsy Clips



i



i



©Tara West with Little Minds at Work – Whimsy Clips

©Tara West with Little Minds at Work – Whimsy Clips



X



p



©Tara West with Little Minds at Work – Whimsy Clips

©Tara West with Little Minds at Work – Whimsy Clips



k



p



©Tara West with Little Minds at Work – Whimsy Clips

©Tara West with Little Minds at Work – Whimsy Clips



i



i



©Tara West with Little Minds at Work – Whimsy Clips

©Tara West with Little Minds at Work – Whimsy Clips



t




g

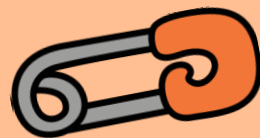


©Tara West with Little Minds at Work – Whimsy Clips

©Tara West with Little Minds at Work – Whimsy Clips



f




p

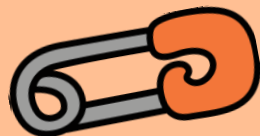


©Tara West with Little Minds at Work – Whimsy Clips

©Tara West with Little Minds at Work – Whimsy Clips



i




i

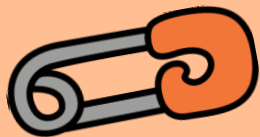


©Tara West with Little Minds at Work – Whimsy Clips

©Tara West with Little Minds at Work – Whimsy Clips



n



n



©Tara West with Little Minds at Work – Whimsy Clips

©Tara West with Little Minds at Work – Whimsy Clips



d



d



©Tara West with Little Minds at Work - Whimsy Clips

©Tara West with Little Minds at Work - Whimsy Clips



i



i



©Tara West with Little Minds at Work - Whimsy Clips

©Tara West with Little Minds at Work - Whimsy Clips



g



p



©Tara West with Little Minds at Work - Whimsy Clips

©Tara West with Little Minds at Work - Whimsy Clips



m



©Tara West with Little Minds at Work – Whimsy Clips



p



©Tara West with Little Minds at Work – Whimsy Clips



o




©Tara West with Little Minds at Work – Whimsy Clips



o



©Tara West with Little Minds at Work – Whimsy Clips



p



©Tara West with Little Minds at Work – Whimsy Clips



t



©Tara West with Little Minds at Work – Whimsy Clips



h



h



©Tara West with Little Minds at Work - Whimsy Clips

©Tara West with Little Minds at Work - Whimsy Clips



o



o



©Tara West with Little Minds at Work - Whimsy Clips

©Tara West with Little Minds at Work - Whimsy Clips



t

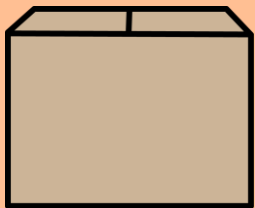


p



©Tara West with Little Minds at Work - Whimsy Clips

©Tara West with Little Minds at Work - Whimsy Clips



b

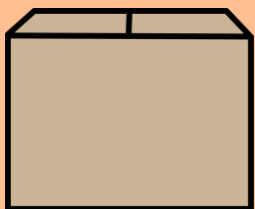


l



©Tara West with Little Minds at Work – Whimsy Clips

©Tara West with Little Minds at Work – Whimsy Clips



o

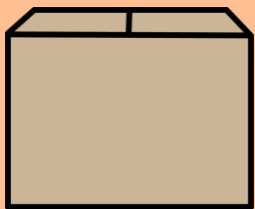


o



©Tara West with Little Minds at Work – Whimsy Clips

©Tara West with Little Minds at Work – Whimsy Clips



x



g



©Tara West with Little Minds at Work – Whimsy Clips

©Tara West with Little Minds at Work – Whimsy Clips



w



w



©Tara West with Little Minds at Work - Whimsy Clips

©Tara West with Little Minds at Work - Whimsy Clips



e



e



©Tara West with Little Minds at Work - Whimsy Clips

©Tara West with Little Minds at Work - Whimsy Clips



t

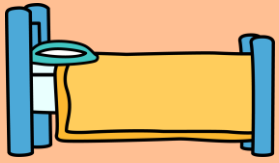


b



©Tara West with Little Minds at Work - Whimsy Clips

©Tara West with Little Minds at Work - Whimsy Clips



b

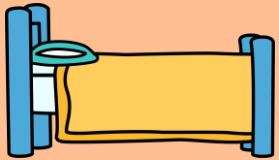


p



©Tara West with Little Minds at Work – Whimsy Clips

©Tara West with Little Minds at Work – Whimsy Clips



e

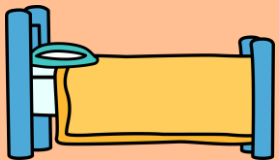


e



©Tara West with Little Minds at Work – Whimsy Clips

©Tara West with Little Minds at Work – Whimsy Clips



d



n




©Tara West with Little Minds at Work – Whimsy Clips

©Tara West with Little Minds at Work – Whimsy Clips



h



n




©Tara West with Little Minds at Work - Whimsy Clips

©Tara West with Little Minds at Work - Whimsy Clips



e



e




©Tara West with Little Minds at Work - Whimsy Clips

©Tara West with Little Minds at Work - Whimsy Clips



n



t



©Tara West with Little Minds at Work - Whimsy Clips

©Tara West with Little Minds at Work - Whimsy Clips



g



b



©Tara West with Little Minds at Work - Whimsy Clips

©Tara West with Little Minds at Work - Whimsy Clips



u



u



©Tara West with Little Minds at Work - Whimsy Clips

©Tara West with Little Minds at Work - Whimsy Clips



m



g



©Tara West with Little Minds at Work - Whimsy Clips

©Tara West with Little Minds at Work - Whimsy Clips



s



b



©Tara West with Little Minds at Work - Whimsy Clips

©Tara West with Little Minds at Work - Whimsy Clips



u



u



©Tara West with Little Minds at Work - Whimsy Clips

©Tara West with Little Minds at Work - Whimsy Clips



n



s



©Tara West with Little Minds at Work - Whimsy Clips


©Tara West with Little Minds at Work - Whimsy Clips



m



n



u



u



d



t



©Tara West with Little Minds at Work – Whimsy Clips

©Tara West with Little Minds at Work – Whimsy Clips

©Tara West with Little Minds at Work – Whimsy Clips

©Tara West with Little Minds at Work – Whimsy Clips

©Tara West with Little Minds at Work – Whimsy Clips

©Tara West with Little Minds at Work – Whimsy Clips

Name:

Guided Phonics + Beyond
CVC Words Recording Sheet


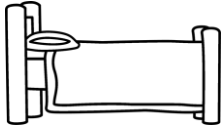







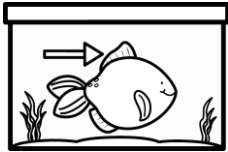





Directions: Illustrate the picture and write the matching CVC word sound-by-sound.

<div></div> <div></div>	<div></div> <div></div>	<div></div> <div></div>	<div></div> <div></div>	<div></div> <div></div>
<div></div> <div></div>	<div></div> <div></div>	<div></div> <div></div>	<div></div> <div></div>	<div></div> <div></div>
<div></div> <div></div>	<div></div> <div></div>	<div></div> <div></div>	<div></div> <div></div>	<div></div> <div></div>

Name: _____

Guided Phonics + Beyond
CVC Words Recording Sheet


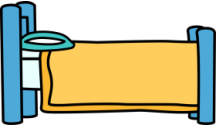













Directions: Write the matching CVC word sound-by-sound.

 <div><div></div><div></div><div></div></div>	 <div><div></div><div></div><div></div></div>	 <div><div></div><div></div><div></div></div>	 <div><div></div><div></div><div></div></div>	 <div><div></div><div></div><div></div></div>
 <div><div></div><div></div><div></div></div>	 <div><div></div><div></div><div></div></div>	 <div><div></div><div></div><div></div></div>	 <div><div></div><div></div><div></div></div>	 <div><div></div><div></div><div></div></div>
 <div><div></div><div></div><div></div></div>	 <div><div></div><div></div><div></div></div>	 <div><div></div><div></div><div></div></div>	 <div><div></div><div></div><div></div></div>	 <div><div></div><div></div><div></div></div>

Name: _____

Guided Phonics + Beyond CVC Words Recording Sheet

Directions: Write the matching CVC word sound-by-sound.

 <div><div></div><div></div><div></div></div>	 <div><div></div><div></div><div></div></div>	 <div><div></div><div></div><div></div></div>	 <div><div></div><div></div><div></div></div>	 <div><div></div><div></div><div></div></div>
 <div><div></div><div></div><div></div></div>	 <div><div></div><div></div><div></div></div>	 <div><div></div><div></div><div></div></div>	 <div><div></div><div></div><div></div></div>	 <div><div></div><div></div><div></div></div>
 <div><div></div><div></div><div></div></div>	 <div><div></div><div></div><div></div></div>	 <div><div></div><div></div><div></div></div>	 <div><div></div><div></div><div></div></div>	 <div><div></div><div></div><div></div></div>



This packet is the property of Tara West of Little Minds at Work and is protected through copyright and trademark registrations. All rights reserved.

No part of this digital download may be reproduced electronically, shared without additional licenses, or placed on the internet for others to access without the prior permission from the publisher, Tara West.

If you are a school district using this download as curriculum for more than one teacher an additional school license will need to be purchased.

Fonts used within this download are intellectual property of Print Designs by Kris.

The clipart images are intellectual property of Laura Strickland of Whimsy Clips.

————— Contact Information —————

Email: littlemindsatworkLLC@gmail.com

Website: www.littlemindsatwork.org

Store: <http://www.teacherspayteachers.com/Store/Tara-West>