


A NOTE FROM TARA WEST

Thanks so much for downloading my free Guided Phonics + Beyond supplemental packet: Unit 2 (CVC words) printable practice sheets Part 2. These sheets can be used in multiple settings: whole-group instruction, small-group instruction, independent literacy center, and/or at-home supplement. Students will say the word, cut and paste the missing sound, and write the matching word. If you have any additional questions as always, feel free to email littlemindsatworkLLC@gmail.com, follow me on [Facebook](#), or visit my blog, [Little Minds at Work](#).




Name: _____

UNIT 2

Lessons 1-3



Directions: Say the word. Cut and paste the beginning sound. Write the word.



a

t



a

t




a

p



a

t



a

p

t

m

s

m

p

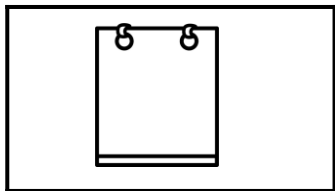
Name: _____

UNIT 2


Lessons 5-6




Directions: Say the word. Cut and paste the beginning sound. Write the word.




	a	d
--	---	---




	a	d
--	---	---



	i	p
--	---	---



	i	p
--	---	---



	i	t
--	---	---

d	s	p	t	s
---	---	---	---	---


Name: _____

UNIT 2

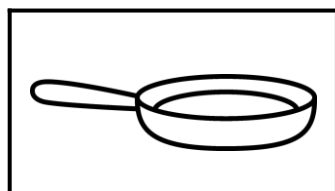
Lessons 7-8



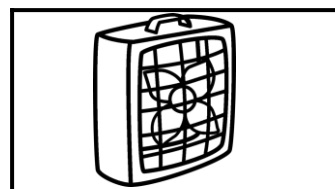
Directions: Say the word. Cut and paste the beginning sound. Write the word.



	o	t
--	---	---




	a	n
--	---	---



	a	n
--	---	---



	a	p
--	---	---



	o	p
--	---	---

f	d	p	p	n
---	---	---	---	---

Name: _____

UNIT 2

Lessons 9-10




Directions: Say the word. Cut and paste the beginning sound. Write the word.



i

t



a

n



o

p



o

p



o

t

c

k

m

p

t

Name: _____

UNIT 2

Lessons 11-12



Directions: Say the word. Cut and paste the beginning sound. Write the word.



u

p



u

n



u

t



o

ck



u

ck

c

s

c

d

s

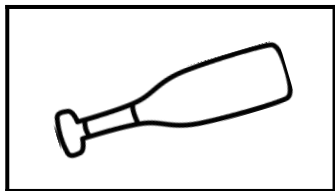
Name: _____

UNIT 2

Lessons 13-14




Directions: Say the word. Cut and paste the beginning sound. Write the word.



a

t




u

s




i

g



u

m



i

g

b

d

g

b

p


Name: _____

UNIT 2

Lessons 15-16




Directions: Say the word. Cut and paste the beginning sound. Write the word.



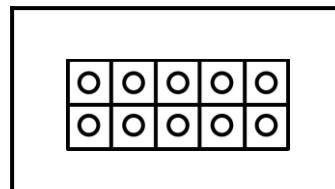
e

t




a

t



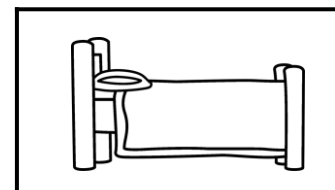
e

n



o

p



e

d

t

n

b

h

h

Name: _____

UNIT 2

Lessons 18-19



Directions: Say the word. Cut and paste the beginning sound. Write the word.



a

t



i

d




o

ck



a

t



u

g

l

r

l

r

h


Name: _____

UNIT 2


Lessons 20-21



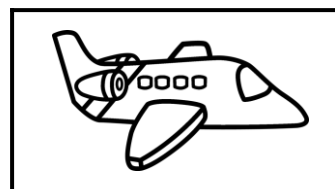
Directions: Say the word. Cut and paste the beginning sound. Write the word.



	i	n
--	---	---




	a	g
--	---	---



	e	t
--	---	---



	e	b
--	---	---



	a	b
--	---	---

w	l	w	j	w
---	---	---	---	---

Name: _____

UNIT 2

Lessons 22-23




Directions: Say the word. Cut and paste the beginning sound. Write the word.



u

m



i

x



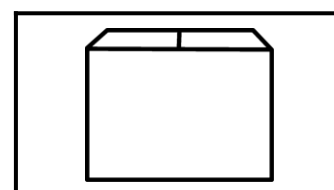
e

s



o

x



o

x

y

b

y

s

f

Name: _____

UNIT 2

Lessons 24-25

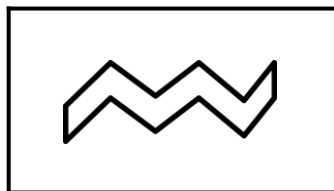


Directions: Say the word. Cut and paste the beginning sound. Write the word.




e

t




a

g




a

n



i

p



i

z

v

qu

z

v

z


Name: _____

UNIT 2

Lessons 1-3



Directions: Say the word. Cut and paste the ending sound. Write the word.



m

a



s

a




t

a



p

a



m

a

p

t

t

p

t

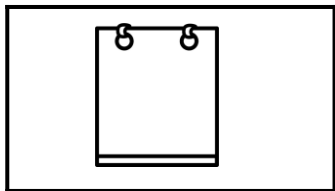
Name: _____

UNIT 2

Lessons 5-6




Directions: Say the word. Cut and paste the ending sound. Write the word.




p

a




s

a




d

i



t

i



s

i

d

p

t

d

p


Name: _____

UNIT 2

Lessons 7-8

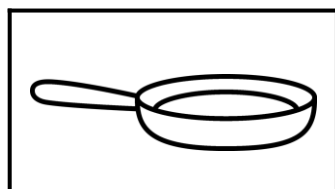


Directions: Say the word. Cut and paste the ending sound. Write the word.



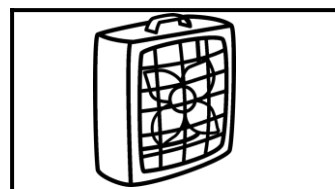
d

o



p

a




f

a



n

a



p

o

p

n

p

t

n

Name: _____

UNIT 2

Lessons 9-10




Directions: Say the word. Cut and paste the ending sound. Write the word.



k

i



c

a



c

o



c

a



k

i

t

n

p

t

d

Name: _____

UNIT 2

Lessons 11-12



Directions: Say the word. Cut and paste the ending sound. Write the word.



c

u



s

u




c

u



s

o



d

u

p

ck

t

ck

n

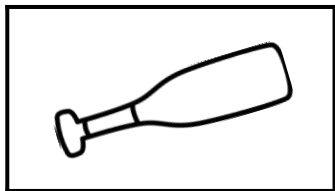
Name: _____

UNIT 2

Lessons 13-14




Directions: Say the word. Cut and paste the ending sound. Write the word.



b

a




b

u




b

a



g

u



b

i

b

m

g

s

t


Name: _____

UNIT 2

Lessons 15-16




Directions: Say the word. Cut and paste the ending sound. Write the word.



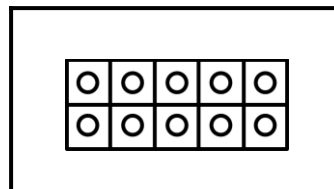
n

e




h

a



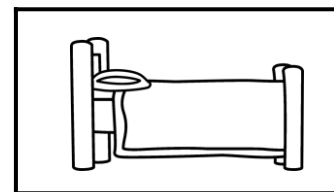
t

e



h

o



b

e

t

d

p

t

n


Name: _____

UNIT 2

Lessons 18-19




Directions: Say the word. Cut and paste the ending sound. Write the word.



r

a




l

i



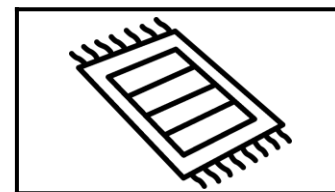
l

o



l

i



r

u

ck

g

p

d

t


Name: _____

UNIT 2

Lessons 20-21




Directions: Say the word. Cut and paste the ending sound. Write the word.



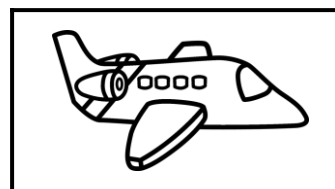
w

i



w

a



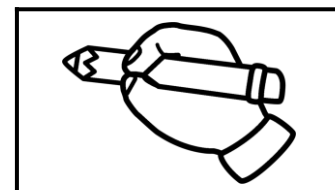
j

e



w

e



j

o

b

t

n

t

g

Name: _____

UNIT 2

Lessons 22-23




Directions: Say the word. Cut and paste the ending sound. Write the word.



y

u




s

i



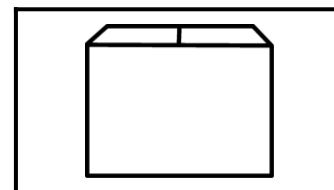
y

e



f

o



b

o

x

x

s

x

m

Name: _____

UNIT 2

Lessons 24-25

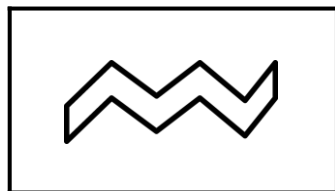


Directions: Say the word. Cut and paste the ending sound. Write the word.




v

e




z

a




v

a



z

i



qu

i

n

t

z

g


p

Name: _____

UNIT 2
CVC Review



Directions: Say the word. Cut and paste the missing sound. Write the word.



p

n



h

a



a

ck



m

o



c

t

p

i

p

t


u

Name: _____

UNIT 2
CVC Review




Directions: Say the word. Cut and paste the missing sound. Write the word.




i		
---	--	--



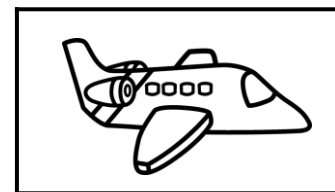
	i	g
--	---	---



r	a	
---	---	--



p		n
---	--	---



j	e	
---	---	--

t	b	e	p	m
---	---	---	---	---

Name: _____

UNIT 2
CVC Review



Directions: Say the word. Cut and paste the missing sound. Write the word.



z

a



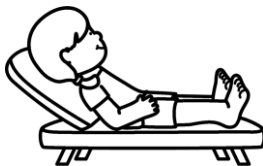
i

p



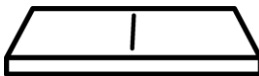
f

o



t

n



a

t

t

m

a

x


g

Name: _____

UNIT 2
CVC Review




Directions: Say the word. Cut and paste the missing sound. Write the word.



s

o



u

p



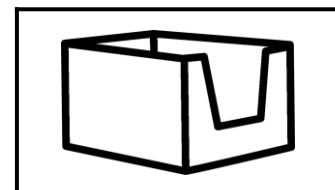
b

g



a

p



b

n

i

ck

c

p

u


Name: _____

UNIT 2

Lessons 1-4




Directions: Say the word. Build the word.




--	--	--




--	--	--



--	--	--



--	--	--



--	--	--



--	--	--

TARA WEST LITTLE MINDS AT WORK

t	a	p	a	p	m	a	t	p
a	s	t	s	a	t	a	p	m


Name: _____

UNIT 2

Lessons 5-7




Directions: Say the word. Build the word.



--	--	--




--	--	--



--	--	--



--	--	--



--	--	--



--	--	--

TARA WEST LITTLE MINDS AT WORK

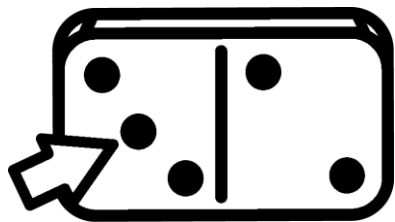
p	a	s	f	d	a	d	a	n
i	d	p	a	p	n	t	p	i

Name: _____


UNIT 2
Lessons 8-10




Directions: Say the word. Build the word.




--	--	--




--	--	--



--	--	--



--	--	--



--	--	--



--	--	--

TARA WEST LITTLE MINDS AT WORK

o	d	i	t	p	o	t	k	p
p	a	c	o	c	k	d	i	t


Name: _____

UNIT 2

Lessons 11-13




Directions: Say the word. Build the word.




--	--	--



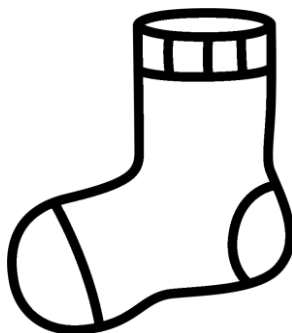
--	--	--




--	--	--



--	--	--



--	--	--



--	--	--

TARA WEST LITTLE MINDS AT WORK

p	u	c	ck	b	u	n	a	p
a	s	u	b	ck	s	t	s	o


Name: _____

UNIT 2


Lessons 14-16



Directions: Say the word. Build the word.



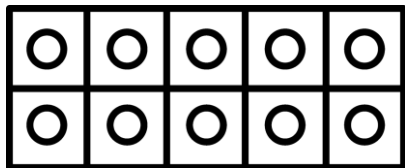
--	--	--




--	--	--



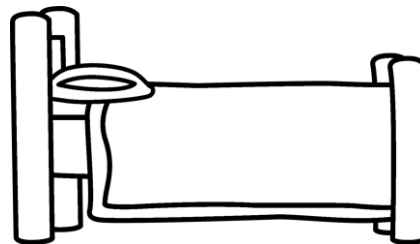
--	--	--



--	--	--



--	--	--



--	--	--

TARA WEST LITTLE MINDS AT WORK

o	u	b	e	o	g	e	h	d
b	g	a	d	t	b	n	p	g


Name: _____

UNIT 2


Lessons 18-20




Directions: Say the word. Build the word.



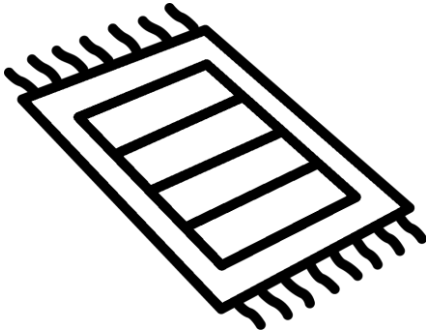
--	--	--



--	--	--




--	--	--



--	--	--



--	--	--



--	--	--

TARA WEST LITTLE MINDS AT WORK

r	p	i	n	u	g	l	i	w
l	u	w	e	r	i	b	ck	n

Name: _____

UNIT 2


Lessons 21-22



Directions: Say the word. Build the word.



--	--	--



--	--	--



--	--	--



--	--	--



--	--	--



--	--	--

TARA WEST LITTLE MINDS AT WORK

j	e	m	y	a	e	t	m	y
o	g	a	j	u	m	y	s	j


Name: _____

UNIT 2

Lessons 23-25




Directions: Say the word. Build the word.




--	--	--




--	--	--



--	--	--



--	--	--



--	--	--



--	--	--

TARA WEST LITTLE MINDS AT WORK

v	i	n	z	e	p	qu	a	g
z	a	p	v	a	t	z	i	z



**Additional freebie pages
can be downloaded [HERE!](#)**

Guided Phonics + Beyond

Guided Phonics + Beyond is the property of Tara West and is protected through copyright and trademark registrations. All rights reserved.

No part of this digital download may be reproduced electronically, shared without additional licenses, or placed on the internet for others to access without the prior permission from the publisher, Tara West.

If you are a school district using this download as curriculum for more than one teacher an additional school license will need to be purchased.

Fonts used within this download are intellectual property of Kimberly Geswein and Print Designs by Kris.

The clipart images are intellectual property of **Laura Strickland of Whimsy Clips**.

Contact Information

Email: littlemindsatworkLLC@gmail.com

Website: www.littlemindsatwork.org

Store: <http://www.teacherspayteachers.com/Store/Tara-West>