


■ A NOTE FROM TARA WEST

Thanks so much for downloading my free Guided Phonics + Beyond supplemental packet: Say It, Tap It, Map It, Build It Magnet Mats. These mats can be used in multiple settings: whole-group instruction, small-group instruction, intervention, independent literacy center, and/or as a quick assessment data point. Students will say the word, tap the sounds in the word, map the word, and build the word with magnets. If you have any additional questions as always, feel free to email me at littlemindsatworkLLC@gmail.com, follow me on [Facebook](#), or visit my blog, [Little Minds at Work](#).



CLIP ART KEY

CVC Mat 1: sad, sat, tap, mad, tap, pad, map, pat, mat, Sam

CVC Mat 2: sip, tin, fit, tip, fin, pin, sit, pit

CVC Mat 3: nap, dim, fan, pin, pan, fin, man, dip

CVC Mat 4: dot, pot, cot, pod, nod, top, cod, cop

CVC Mat 5: duck, much, tuck, puck, pack, tack

CVC Mat 6: bag, bad, bat, dig, big, bit, gab, pig

CVC Mat 7: hop, net, hot, pet, pen, hog, hen, ten

CVC Mat 8: rag, rat, rot, rug, rub, run

CVC Mat 9: lip, lock, dog, log, led, leg, lick, lid

CVC Mat 10: jog, jot, web, jet, job, wet

CVC Mat 11: yap, fix, fax, six, mix, yam

CVC Mat 12: van, quiz, zip, zap, zag, quit

Digraph Mat 1: ship, dish, shin, shot, fish, shop

Digraph Mat 2: bath, math, moth, path

Digraph Mat 3: chin, chop, chip, check, rich, chick

Doubles Mat 1: fell, yell, hill, well, bell, fill

Doubles Mat 2: mess, kiss, mass, miss, hiss, chess

Blends Mat 1: flush, flash, plug, clap, flat, flag

Blends Mat 2: grab, crib, crush, brush, crab, crash

CVCE Mat 1: lake, cane, cake, rake, vase, cave

CVCE Mat 2: five, hive, like, vine, fire, line

CVCE Mat 3: hose, home, nose, rose, note, bone


CVCE Mat 4: tune, cute, cube, mute, tube, mule

Soft/Hard C & G Mat 1: mice, rage, rice, race, dice, nice


Y as I Mat 1: fly, cry, fry, spy, sky, dry




Say It, Tap It, Map It, Build It!




Say It:



Tap It:



Map It:




s a m t d p


Build It:




Say It, Tap It, Map It, Build It!



Say It:



Tap It:



Map It:




s i n t f p

Build It:





Say It, Tap It, Map It, Build It!



Say It:



Tap It:



Map It:


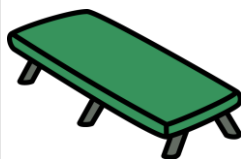
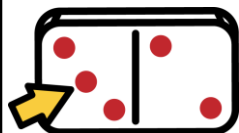
--	--	--

n a m i d f p

Build It:




Say It, Tap It, Map It, Build It!



Say It:



Tap It:



Map It:



o

n

c

d


t

p

Build It:



Say It, Tap It, Map It, Build It!



Say It:

Tap It:


Map It:

d t u m a c k p

Build It:




Say It, Tap It, Map It, Build It!



Say It:



Tap It:



Map It:








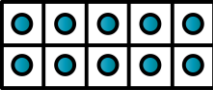


a i b t d p g


Build It:




Say It, Tap It, Map It, Build It!


Say It:



Tap It:



Map It:




n e o t h g p

Build It:







Say It, Tap It, Map It, Build It!




Say It:



Tap It:



Map It:



r a n u o t b g

Build It:




Say It, Tap It, Map It, Build It!



Say It:



Tap It:



Map It:




i o e l d g c k p

Build It:




Say It, Tap It, Map It, Build It!



Say It:



Tap It:



Map It:



o w e j t b g

Build It:




Say It, Tap It, Map It, Build It!



Say It:



Tap It:



Map It:


--	--	--

s i x a m f p y


Build It:




Say It, Tap It, Map It, Build It!




Say It:



Tap It:



Map It:




van zit qu pg


Build It:




Say It, Tap It, Map It, Build It!



Say It:



Tap It:



Map It:

--	--	--

i n o sh d f t p

Build It:





Say It, Tap It, Map It, Build It!



Say It:



Tap It:



Map It:

--	--	--

a o m b th p

Build It:



Say It, Tap It, Map It, Build It!

Say It:

Tap It:

Map It:


--	--	--

r o e i n c h c k p

Build It:



Say It, Tap It, Map It, Build It!



Say It:

Tap It:

Map It:

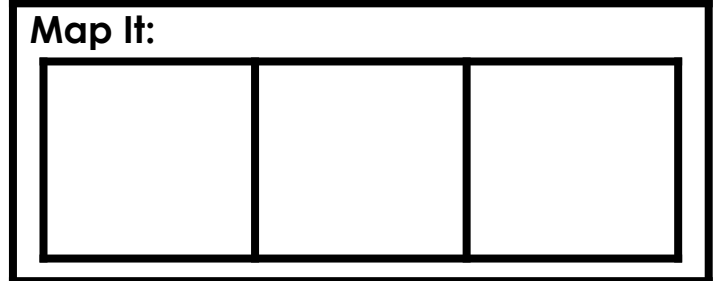
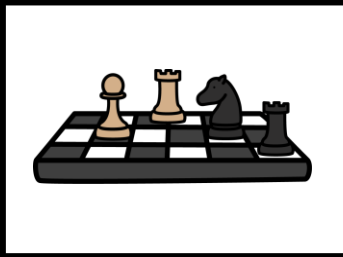


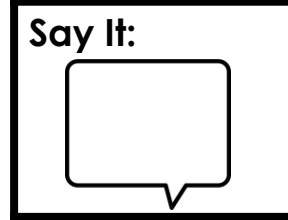


--	--	--

w e i h f l l b y

Build It:



Say It, Tap It, Map It, Build It!




m e s s i a c h k

Build It:



Say It, Tap It, Map It, Build It!



Say It:

Tap It:


Map It:

u a c f l s h t g p

Build It:



Say It, Tap It, Map It, Build It!



Say It:

Tap It:

Map It:

a i u c r sh g b

Build It:



Say It, Tap It, Map It, Build It!



Say It:



Tap It:



Map It:



e

a r c n s e v l k

Build It:



Say It, Tap It, Map It, Build It!


5



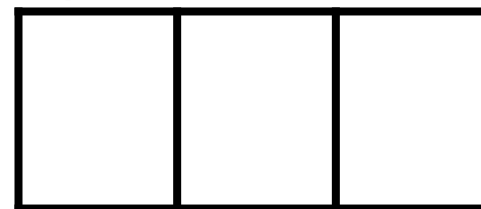
Say It:



Tap It:



Map It:





e

v i n e r f h i k

Build It:



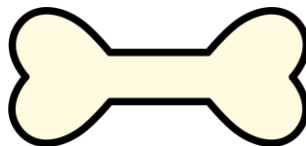

Say It, Tap It, Map It, Build It!




Say It:



Tap It:



Map It:





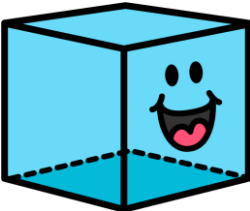



e






r o m s n e h b t


Build It:



Say It, Tap It, Map It, Build It!

Say It: 	Tap It:    
-------------------------------------------------------------------------------------------------------	-------------------------------------------------------------------------------------------------------------------------------------------------------------------------------------------------------------------------------------------------------------------------------------------------------------------------------------------------------------------


Map It: 	e
-------------------------------------------------------------------------------------------------------	----------

n u m c e t l b


Build It:



Say It, Tap It, Map It, Build It!



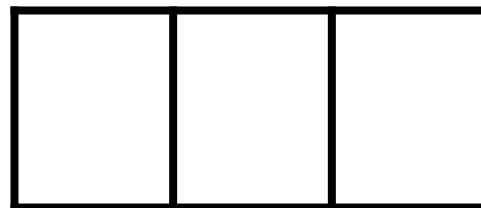
Say It:



Tap It:



Map It:




e

micneradg

Build It:




Say It, Tap It, Map It, Build It!



Say It:



Tap It:



Map It:

--	--	--

c r s y d l f k p

Build It:

Guided Phonics + Beyond

Guided Phonics + Beyond is the property of Tara West and is protected through copyright and trademark registrations. All rights reserved.

No part of this digital download may be reproduced electronically, shared without additional licenses, or placed on the internet for others to access without the prior permission from the publisher, Tara West.

If you are a school district using this download as curriculum for more than one teacher an additional school license will need to be purchased.

Fonts used within this download are intellectual property of Kimberly Geswein and Print Designs by Kris.

The clipart images are intellectual property of Laura Strickland of Whimsy Clip.

Contact Information

Email: littlemindsatworkLLC@gmail.com

Website: www.littlemindsatwork.org

Store: <http://www.teacherspayteachers.com/Store/Tara-West>