

A NOTE FROM TARA WEST

Thanks so much for downloading my free Hands-On and Engaging Learning packet: Pip the Pup Task Cards. This packet offers 60+ hands-on and engaging task cards. These task cards can be used in multiple settings: whole-group instruction, small-group instruction, intervention group, independent literacy center, independent math center, and/or at-home supplement. Students will use fine motor clips, a segmenting tray, or a dry-erase marker to complete the task. If you have any additional questions as always, feel free to email me at littlemindsatworkLLC@gmail.com, follow me on [Facebook](#), or visit my blog, [Little Minds at Work](#).



ABC

Pip the Pup

Letter Clip Task Cards



©Tara West Little Minds at Work



MATH

Pip the Pup

Number Clip Task Cards



©Tara West Little Minds at Work



CVC


Pip the Pup

Word Chaining Picture Strips

©Tara West Little Minds at Work





ABC





©Tara West – Little Minds at Work

ABC




©Tara West – Little Minds at Work

ABC





©Tara West – Little Minds at Work

ABC





©Tara West – Little Minds at Work

ABC




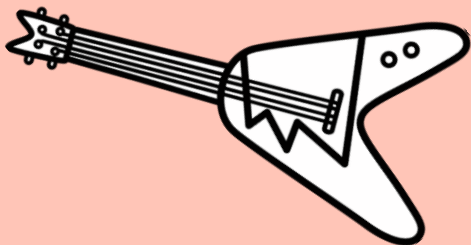
©Tara West - Little Minds at Work

ABC





©Tara West - Little Minds at Work

ABC





©Tara West - Little Minds at Work

ABC




©Tara West - Little Minds at Work

ABC




©Tara West – Little Minds at Work

ABC



©Tara West – Little Minds at Work

ABC




©Tara West – Little Minds at Work

ABC





©Tara West – Little Minds at Work

ABC





©Tara West – Little Minds at Work

ABC




©Tara West – Little Minds at Work

ABC




©Tara West – Little Minds at Work

ABC



©Tara West – Little Minds at Work

ABC




©Tara West – Little Minds at Work

ABC




©Tara West – Little Minds at Work

ABC



©Tara West – Little Minds at Work

ABC




©Tara West – Little Minds at Work

ABC





©Tara West – Little Minds at Work

ABC



©Tara West – Little Minds at Work

ABC





©Tara West – Little Minds at Work

ABC





©Tara West – Little Minds at Work

ABC



©Tara West – Little Minds at Work























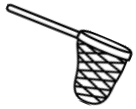




ABC




©Tara West – Little Minds at Work

Name: _____


Directions: Listen to the beginning sound. Write the matching beginning sound.

 <div></div>	 <div></div>	 <div></div>	 <div></div>	 <div></div>		
 <div></div>	 <div></div>	 <div></div>	 <div></div>	 <div></div>	 <div></div>	 <div></div>
 <div></div>	 <div></div>	 <div></div>	 <div></div>	 <div></div>	 <div></div>	 <div></div>
 <div></div>	 <div></div>	 <div></div>	 <div></div>	 <div></div>	 <div></div>	 <div></div>




©Tara West with Little Minds at Work – Whimsy Clips

CVC 1




©Tara West with Little Minds at Work – Whimsy Clips

CVC 2



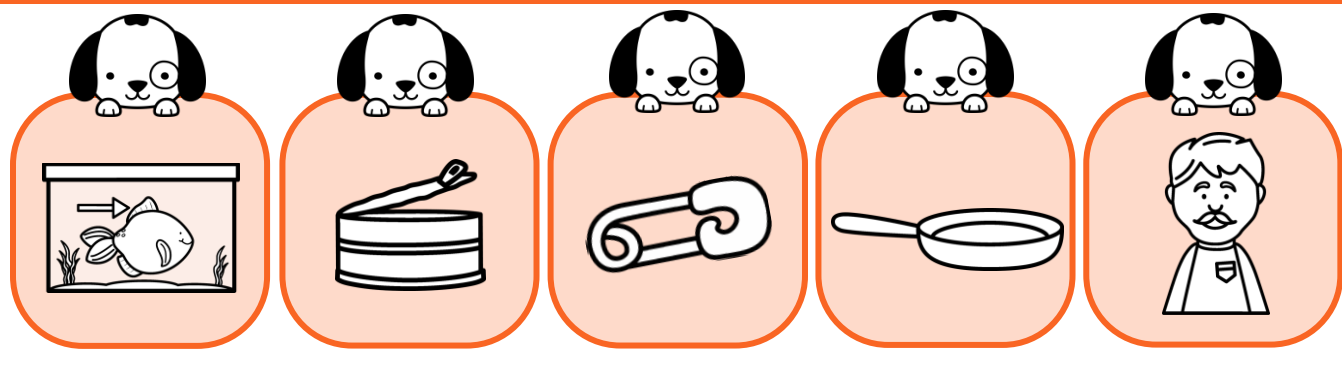
©Tara West with Little Minds at Work – Whimsy Clips

CVC 3




©Tara West with Little Minds at Work – Whimsy Clips

CVC 4




©Tara West with Little Minds at Work – Whimsy Clips

CVC 5




©Tara West with Little Minds at Work – Whimsy Clips

CVC 6



©Tara West with Little Minds at Work – Whimsy Clips

CVC 7




©Tara West with Little Minds at Work – Whimsy Clips

CVC 8




©Tara West with Little Minds at Work – Whimsy Clips

CVC 9




©Tara West with Little Minds at Work – Whimsy Clips

CVC 10




©Tara West with Little Minds at Work – Whimsy Clips

CVC 11




©Tara West with Little Minds at Work – Whimsy Clips

CVC 12




©Tara West with Little Minds at Work – Whimsy Clips

CVC 13



©Tara West with Little Minds at Work – Whimsy Clips

CVC 14



©Tara West with Little Minds at Work – Whimsy Clips






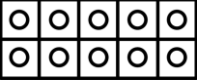

















CVC 15

CVC 1	pat, sat, mat, map, sap	CVC 9	fun, sun, sum, sub, tub
CVC 2	pad, dad, mad, sad, sap	CVC 10	bus, bug, big, pig, dig
CVC 3	tap, map, mat, sat, sad	CVC 11	net, pet, pen, ten, men
CVC 4	fit, sit, sip, dip, tip	CVC 12	hop, hog, hug, hut, hum
CVC 5	fin, tin, pin, pan, man	CVC 13	rat, rag, rug, rub, run
CVC 6	nap, tap, top, pop, pot	CVC 14	lip, lid, led, leg, log
CVC 7	tan, can, cat, cut, nut	CVC 15	bin, win, wig, wag, wax
CVC 8	kid, kit, bit, bib, bin		

Name: _____

Guided Phonics + Beyond
UNIT 2 CVC Recording Sheet

Directions: Write the matching CVC word.


 <div></div>	 <div></div>	 <div></div>	 <div></div>				
 <div></div>	 <div></div>	 <div></div>	 <div></div>			 <div></div>	 <div></div>
 <div></div>	 <div></div>	 <div></div>	 <div></div>			 <div></div>	 <div></div>
 <div></div>	 <div></div>	 <div></div>	 <div></div>			 <div></div>	 <div></div>

COUNTING




©Tara West – Little Minds at Work

COUNTING




©Tara West – Little Minds at Work

COUNTING




©Tara West – Little Minds at Work

COUNTING




©Tara West – Little Minds at Work

COUNTING




©Tara West – Little Minds at Work

COUNTING




©Tara West – Little Minds at Work

COUNTING




©Tara West – Little Minds at Work

COUNTING




©Tara West – Little Minds at Work

COUNTING



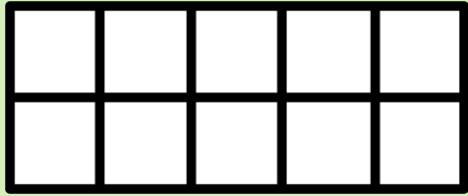
©Tara West – Little Minds at Work

COUNTING



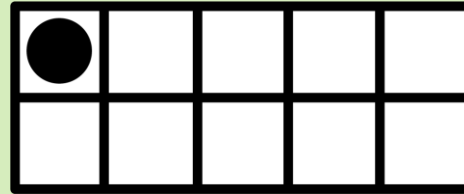
©Tara West – Little Minds at Work

TEN FRAMES



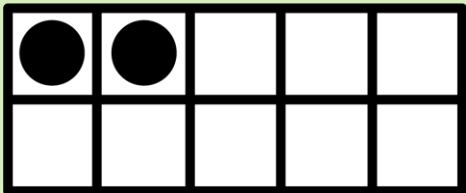
©Tara West – Little Minds at Work

TEN FRAMES



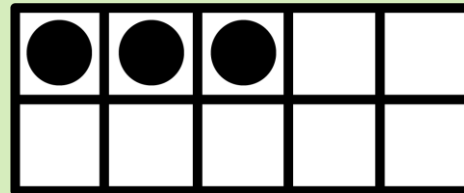
©Tara West – Little Minds at Work

TEN FRAMES



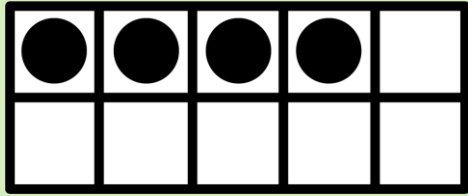
©Tara West – Little Minds at Work

TEN FRAMES



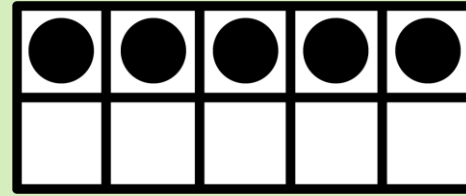
©Tara West – Little Minds at Work

TEN FRAMES



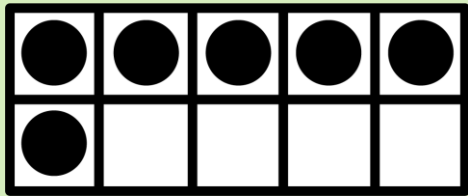
©Tara West – Little Minds at Work

TEN FRAMES



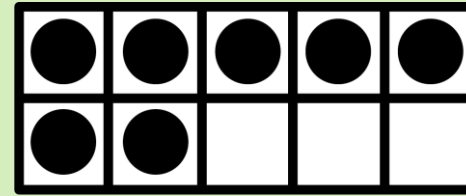
©Tara West – Little Minds at Work

TEN FRAMES




©Tara West – Little Minds at Work

TEN FRAMES




©Tara West – Little Minds at Work

TEN FRAMES




©Tara West – Little Minds at Work

TEN FRAMES



©Tara West – Little Minds at Work

TEN FRAMES



©Tara West – Little Minds at Work

Name: _____



Directions: Count and record the matching number.
