

A NOTE FROM TARA WEST

Thanks so much for downloading my free Guided Phonics + Beyond supplemental packet: *Thematic Spin It, Tap It, Map It, Unit 2 (CVC words)* sheets. These sheets can be used in multiple settings: whole-group instruction, small-group instruction, independent literacy center, and/or at-home supplement. Students will spin and say the word, map the word, and write the word. Place the sheets in a wipe-off sleeve for repeated use. If you have any additional questions as always, feel free to email me at littlemindsatworkLLC@gmail.com, follow me on [Facebook](#), or visit my blog, [Little Minds at Work](#).



Word Lists

Page 1: bus, cab, van, jet

Page 2: fox, bug, duck, log

Page 3: bag, sock, hat, wig

Page 4: pen, quiz, cap, mat

Page 5: kit, mop, cot, pad

Page 6: map, web, bat, nut

Page 7: bed, dog, box, fan

Page 8: yam, cup, pan, can

Page 9: box, net, sax, pot



Page 10: dog, web, rat, duck

Name: _____


UNIT 2:
CVC Words



Directions: Spin, tap, map, and write each word.




 Tap It:



 Map It:



 Write It:




Name: _____


UNIT 2:
CVC Words



Directions: Spin, tap, map, and write each word.



Tap It:



Map It:

--	--	--



Write It:

--

--

--

--

Name: _____


UNIT 2:
CVC Words



Directions: Spin, tap, map, and write each word.



 Tap It:



 Map It:




Write It:

Name: _____


UNIT 2:
CVC Words



Directions: Spin, tap, map, and write each word.



 Tap It:



 Map It:



Write It:






Name: _____


UNIT 2:
CVC Words



Directions: Spin, tap, map, and write each word.



 Tap It:



 Map It:



Write It:





Name: _____

UNIT 2:


CVC Words



Directions: Spin, tap, map, and write each word.



 Tap It:



 Map It:



Write It:





Name: _____


UNIT 2:
CVC Words



Directions: Spin, tap, map, and write each word.



 Tap It:



 Map It:




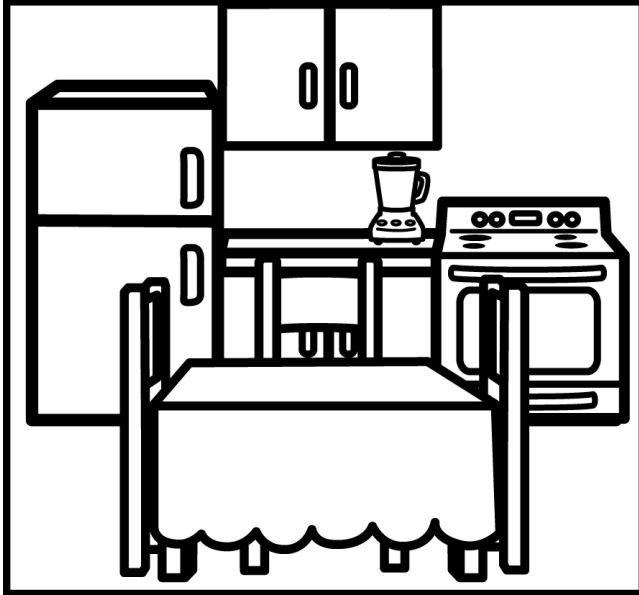
Write It:

Name: _____


UNIT 2:
CVC Words



Directions: Spin, tap, map, and write each word.





Tap It:



Map It:



Write It:

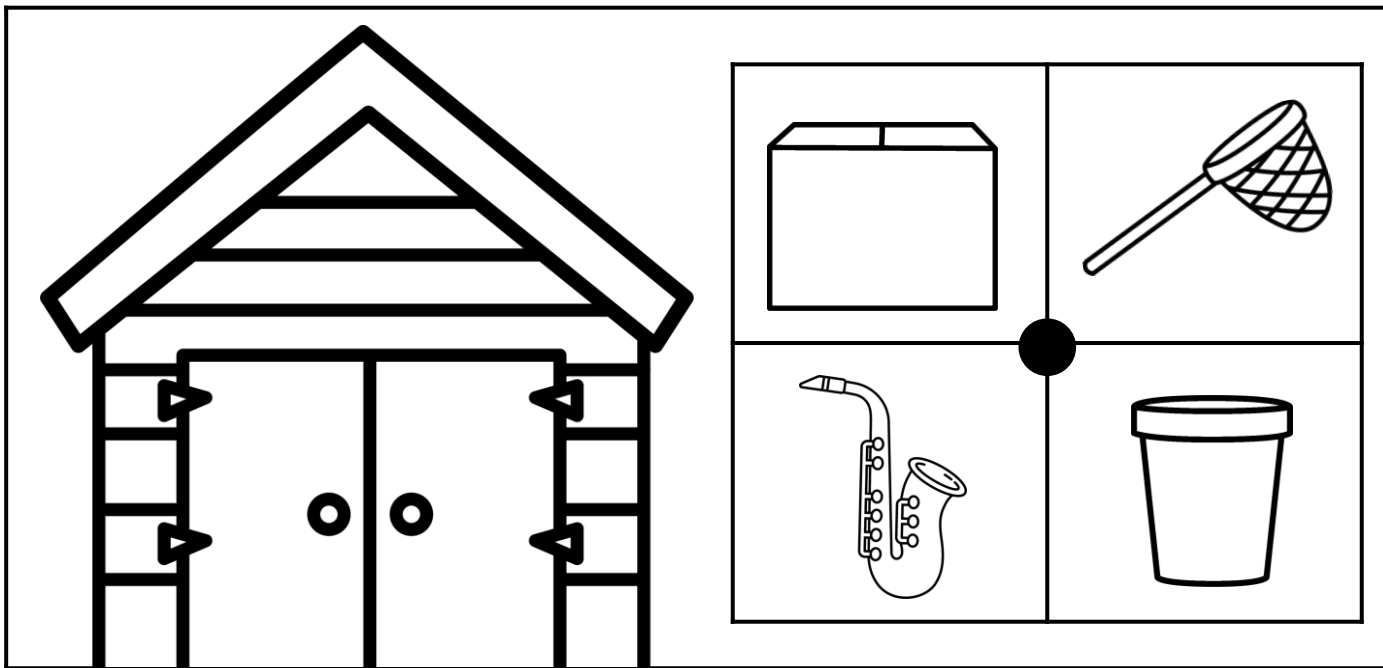


Name: _____


UNIT 2:
CVC Words



Directions: Spin, tap, map, and write each word.



 Tap It:



 Map It:



Write It:





Name: _____


UNIT 2:
CVC Words



Directions: Spin, tap, map, and write each word.





Tap It:



Map It:



Write It:



Guided Phonics + Beyond

Guided Phonics + Beyond is the property of Tara West and is protected through copyright and trademark registrations. All rights reserved.

No part of this digital download may be reproduced electronically, shared without additional licenses, or placed on the internet for others to access without the prior permission from the publisher, Tara West.

If you are a school district using this download as curriculum for more than one teacher an additional school license will need to be purchased.

Fonts used within this download are intellectual property of Kimberly Geswein and Print Designs by Kris.

The clipart images are intellectual property of **Laura Strickland of Whimsy Clips**.

Contact Information

Email: littlemindsatworkLLC@gmail.com

Website: www.littlemindsatwork.org

Store: <http://www.teacherspayteachers.com/Store/Tara-West>