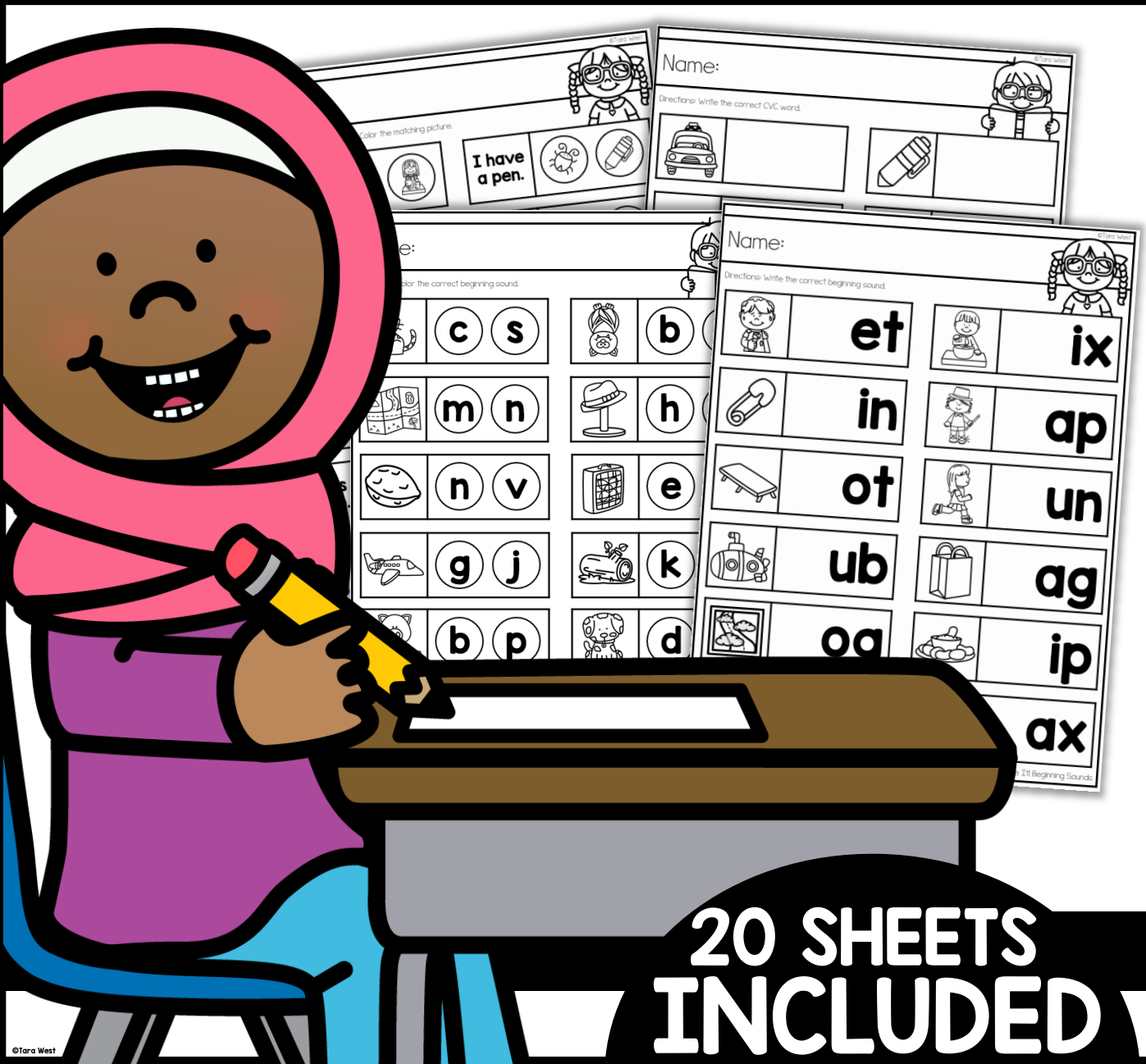


INSTANT

CVC PRACTICE SHEETS




INSTANT CVC PRACTICE SHEETS

Thanks so much for downloading my INSTANT CVC Practice sheets freebie packet. This packet is designed to offer an engaging and FUN way to explore CVC words! This packet can be used during morning work, as a homework assignment, in-class phonics lesson, or used as supplemental literacy centers. The packet includes 20 CVC practice sheets. The practice sheets can be printed for quick use, laminated/placed in a binder sleeve for repeated use, or added to your digital learning classroom. A variety of sheets are included from isolating sounds within CVC words, writing missing sounds in CVC words, writing CVC words, and reading CVC word sentences. Below you can view the four versions in action.



If you have any additional questions as always, feel free to email me at littlemindsatworkllc@gmail.com, follow me on [Facebook](#), or visit my blog, [Little Minds at Work](#).

Name: _____



Directions: Color the correct beginning sound.




c

s




b

p



m

n




h

n




n

v



e

f



g

j



k

l



b

p




d

b



d


g



w

n

Name: _____

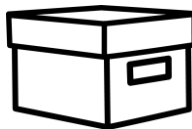


Directions: Color the correct beginning sound.




w

v



d

b



c

s



k

r




b

d



t

d



f

e



q

j



s

z



t

f



h


n




m

w


Name: _____




Directions: Color the correct medial sound.



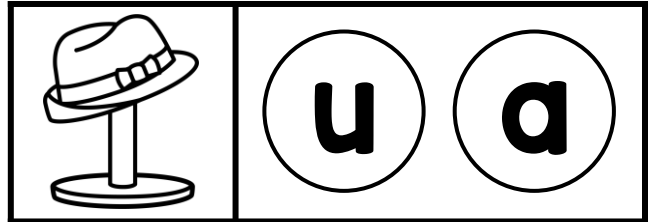
e a



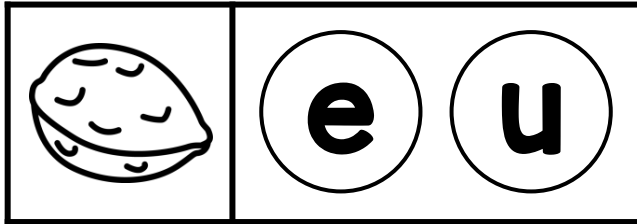
a i




a i



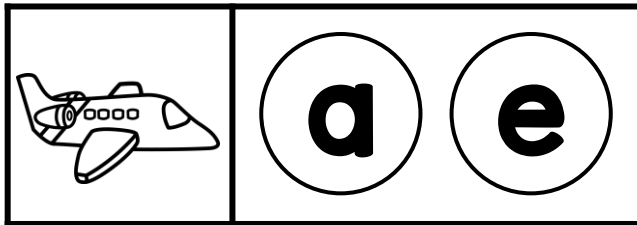
u a



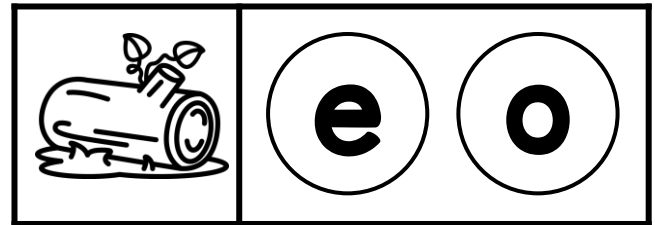
e u



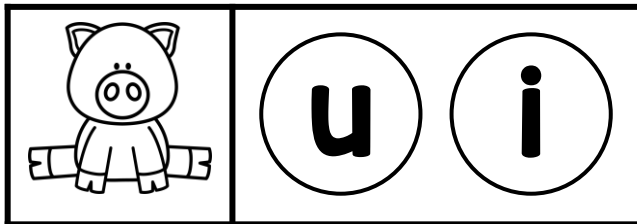
e a



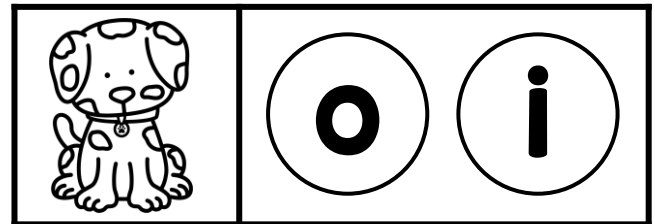
a e



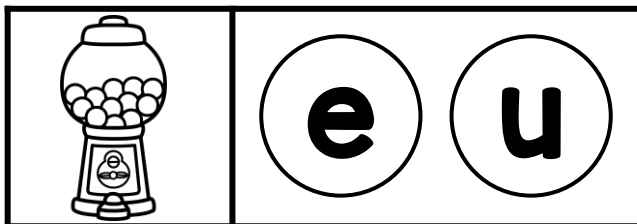
e o



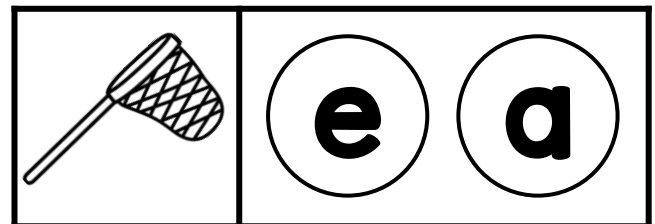
u i



o i




e u



e a

Name: _____



Directions: Color the correct medial sound.




a

e



e

o




u

i



a

i



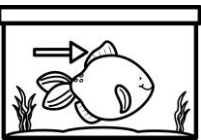
e

a



u

o



i

e



e

a



u

i



a

o



a


e




i


e


Name: _____





Directions: Color the correct final sound.


	d	t
--	----------	----------

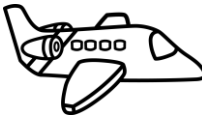
	x	t
---	----------	----------


	p	b
--	----------	----------


	t	g
---	----------	----------


	f	t
---	----------	----------


	m	n
--	----------	----------


	t	p
--	----------	----------

	j	g
---	----------	----------


	g	w
--	----------	----------

	s	g
---	----------	----------

	n	m
--	----------	----------

	t	k
---	----------	----------

Name: _____

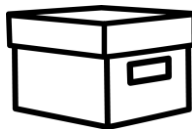


Directions: Color the correct final sound.




m

n



c

x



n

r



k

t




p

d



p

b



n

w



m

n



x

t



x

t



m


w



j

g

Name: _____



Directions: Write the correct beginning sound.



ab




en




ip




ot



eb



ib



ug



ad



op



et




ug



ip

Name: _____



Directions: Write the correct beginning sound.



et




ix



in




ap



ot



un



ub




ag



og



ip




en



ax

Name: _____



Directions: Write the correct medial sound.



c b



p n




l p




p t



w b



b b



r g



m d



c p



v t




b g



z p


Name: _____



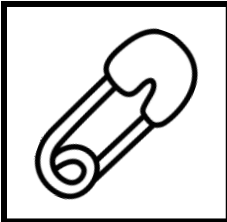
Directions: Write the correct medial sound.




w t




m x




p n




t p



c t




r n




s b




b g




f g



d p




h n



w x

Name: _____



Directions: Write the correct final sound.



ca




pe




li




po



we



bi



ru



ma



co



ve




bu



zi

Name: _____



Directions: Write the correct final sound.



we




mi



pi




ta



co



ru



su




ba



fo



di




he




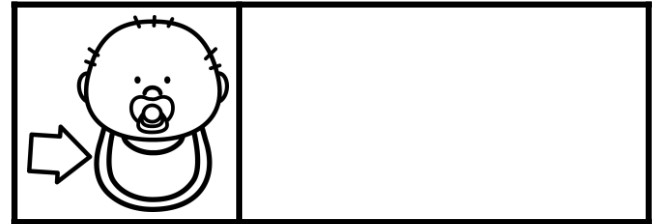

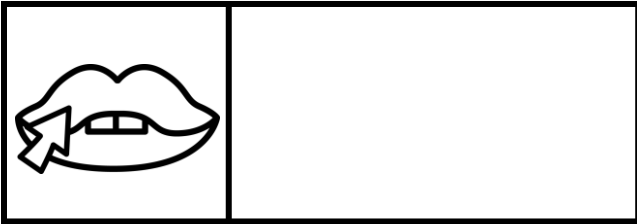
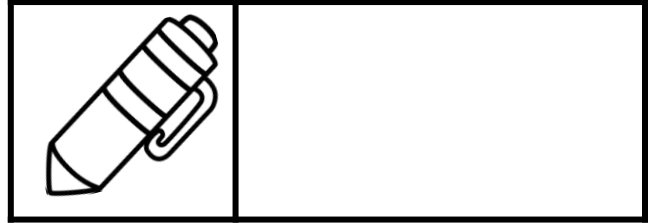



wa


Name:






Directions: Write the correct CVC word.




Name:



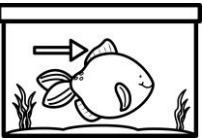


Directions: Write the correct CVC word.




Name:







Directions: Write the correct CVC word.




Name:



Directions: Write the correct CVC word.





Name: _____




Directions: Read the sentence. Color the matching picture.

**It is a
map.**



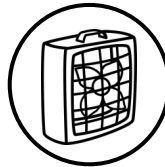
**I see
the
cat.**





**I like
the
dog.**





**Can I
get a
fan?**




**The
bat is
big.**




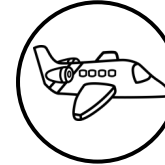
**It is a
big
net.**




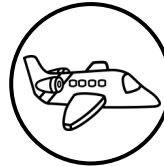
**Is it a
pig?**



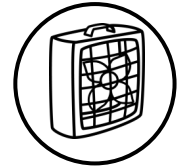

**I see
the jet.**




**A fox is
on the
log.**



**It is
red a
hat.**




**I see
the
nut.**



**He
likes
gum.**




Name: _____





Directions: Read the sentence. Color the matching picture.

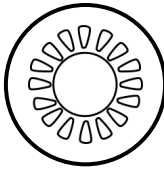

**Dad
has a
van.**



**I can
get a
box.**



**It is
the
sun.**




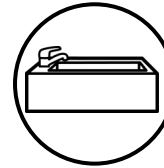
**The
rat
likes it.**




**I am in
bed.**



**I am in
the
tub.**




**It has
a big
fin.**



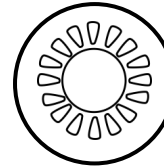
**He
likes
jam.**




**I am
six.**





**The
fox
has it.**




**I do
like
ham.**



**Mom
has a
wig.**



Name: _____




Directions: Read the sentence. Color the matching picture.


**Ben is
wet.**



**Max
can
mix it.**




**I got a
pin.**




**Look
at Tam
tap.**




**I am
on the
cot.**



**I can
run.**



**Dad is
on the
sub.**




**Kim
has a
bag.**




**I see
the
fog.**



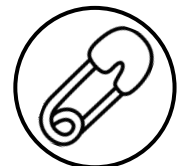
**I like
the
dip.**




**The
hen
has it.**



**The
wax is
hot.**



Name: _____





Directions: Read the sentence. Color the matching picture.

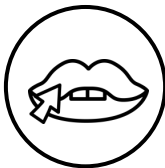
**I am in
the
cab.**




**I got a
pen.**




**The
cop
has it.**





**Dad
has a
pot.**



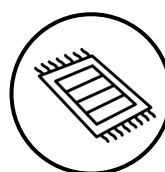
**It is a
big
web.**



**It is a
bib.**





**I am
on the
rug.**




**Is Jen
mad?**




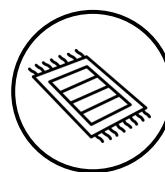
**I got
the big
pot.**



**Tom is
at the
vet.**



**It is a
red
bug.**



**Kim
can zip
it up.**

