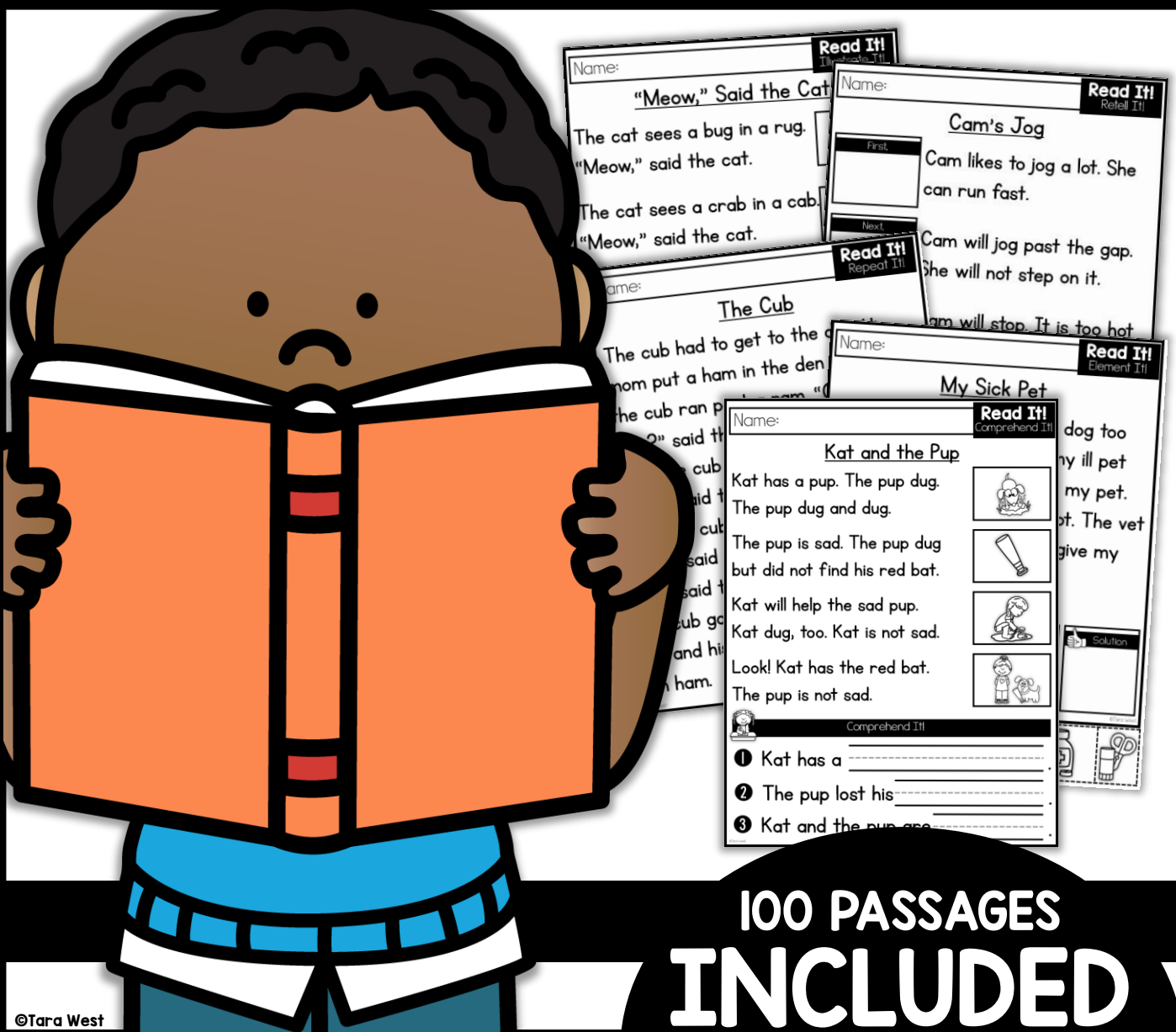


# READ IT!

## DECODABLE PASSAGES




### 100 PASSAGES INCLUDED

# Read It Decodable Passages


Thanks so much for downloading my Read It Decodable Passages packet! This packet is designed to offer a way for students to practice decodable reading and decodable reading comprehension. The students will have the opportunity to work on retell and story elements as well. You will be able to use these activities as a supplement to your whole group practice time, guided reading lesson and/or as an independent literacy center option.

## Comprehend It!




**Comprehend It!** allows students an opportunity to read and comprehend decodable passages. In this packet students will read the passage with assisted picture clues. Then, students will read the decodable question prompts and write in their answers.

## Repeat It!




**Repeat It!** allows students an opportunity to read and build fluency through repeated reads. In this packet students will read the passage three times. Each time the students read through the passage, they will color in one of the clip art images.

## Element It!




**Element It!** allows students an opportunity to read decodable passages while also focusing in on story elements. In this packet students will read the passage and then cut and paste the story element images. Students will work on characters, setting, problem, and solution.

## Retell It!



**Retell It!** allows students an opportunity to read decodable passages while also focusing in on story retell. In this packet students will read the passage and then cut and paste the story retell images. Students will work on first, next, then, and last.

## Illustrate It!



**Illustrate It!** allows students an opportunity to read decodable passages and illustrate images for comprehension. In this packet students will read the passage and then illustrate matching images for each part of the passage.

# Read It Decodable Passages

Comprehend It!	Repeat It!	Element It!	Retell It!	Illustrate It!
<a href="#">Kat and the Pup</a>	<a href="#">Jed's Plan</a>	<a href="#">Sam and Pam</a>	<a href="#">Jon and the Dog</a>	<a href="#">Kit and the Hen</a>
<a href="#">The Hot Pot</a>	<a href="#">Dad's Pet Rock</a>	<a href="#">Ed and the Web</a>	<a href="#">My Hot Pot</a>	<a href="#">The Cub's Den</a>
<a href="#">Dan and His Bag</a>	<a href="#">The Ram and the Yak</a>	<a href="#">Matt and Will</a>	<a href="#">The Lost Sock</a>	<a href="#">I Will Not Sob</a>
<a href="#">The Fun Run</a>	<a href="#">My Kid Sis</a>	<a href="#">The Dip</a>	<a href="#">Cam's Jog</a>	<a href="#">"Ruff," Said the Dog</a>
<a href="#">My Pal and I</a>	<a href="#">The Red Hen</a>	<a href="#">The Fin</a>	<a href="#">My Fun Pal</a>	<a href="#">Ed and Dan</a>
<a href="#">I Am Mad</a>	<a href="#">The Trip on the Ship</a>	<a href="#">Poor Dad</a>	<a href="#">Do Not Be Sad</a>	<a href="#">"Meow," Said the Cat</a>
<a href="#">Ken's Pit</a>	<a href="#">Do Not Brag</a>	<a href="#">The Crab</a>	<a href="#">The Pit</a>	<a href="#">Dan and Max</a>
<a href="#">The Wish</a>	<a href="#">The Clam and the Crab</a>	<a href="#">My Sick Pet</a>	<a href="#">The Well on the Hill</a>	<a href="#">Jan's Bag</a>
<a href="#">Pat and the Hot Day</a>	<a href="#">Will It Fit?</a>	<a href="#">A Gift For Mom</a>	<a href="#">The Hot Kid</a>	<a href="#">Tom's Mom</a>
<a href="#">The Pet</a>	<a href="#">The Cub</a>	<a href="#">Do Not Sob</a>	<a href="#">My Pet Cat</a>	<a href="#">Fin Has a Jet</a>
<a href="#">The Van</a>	<a href="#">The Wig</a>	<a href="#">The Missing Pen</a>	<a href="#">Dan's Red Van</a>	<a href="#">"Moo," Said the Cow</a>
<a href="#">Ben's Sock</a>	<a href="#">In the Pot</a>	<a href="#">The Ram and the Jam</a>	<a href="#">My Sis and I</a>	<a href="#">Pat's Hot Pot</a>
<a href="#">The Fun Mud Day</a>	<a href="#">Jim and the Cab</a>	<a href="#">The Rain</a>	<a href="#">The Men</a>	<a href="#">Fred the Frog</a>
<a href="#">The Tot</a>	<a href="#">Get on the Bus</a>	<a href="#">I Do Not Like the Bath</a>	<a href="#">The Mob</a>	<a href="#">Kim's Box</a>
<a href="#">My Dad Can Fix It</a>	<a href="#">The Kit</a>	<a href="#">The Cop</a>	<a href="#">The Tub</a>	<a href="#">Let's Go</a>
<a href="#">My Class</a>	<a href="#">The Shop</a>	<a href="#">The Big Fish</a>	<a href="#">The Fox</a>	<a href="#">The Spot</a>
<a href="#">The Box</a>	<a href="#">Kim's Big Bin</a>	<a href="#">The Jet</a>	<a href="#">My Dad Can Mix It</a>	<a href="#">"Cluck," Said the Hen</a>
<a href="#">Sam the Slug</a>	<a href="#">Can You Do It?</a>	<a href="#">The Bus</a>	<a href="#">My Pet Ram</a>	<a href="#">The Cop</a>
<a href="#">Get Rid of It</a>	<a href="#">The Spot</a>	<a href="#">The Race</a>	<a href="#">The Pit</a>	<a href="#">My Wet Pet</a>
<a href="#">Meg Likes to Hop</a>	<a href="#">The Trap</a>	<a href="#">In the Lab</a>	<a href="#">The Ox and the Box</a>	<a href="#">I Am Glad</a>

Name: \_\_\_\_\_


**Read It!**  
Comprehend It!

## Kat and the Pup

Kat has a pup. The pup dug.  
The pup dug and dug.




The pup is sad. The pup dug  
but did not find his red bat.



Kat will help the sad pup.  
Kat dug, too. Kat is not sad.



Look! Kat has the red bat.  
The pup is not sad.



Comprehend It!

- ① Kat has a \_\_\_\_\_.
- ② The pup lost his \_\_\_\_\_.
- ③ Kat and the pup are \_\_\_\_\_.

Name: \_\_\_\_\_

**Read It!**  
Repeat It!

## Jed's Plan

Jed has a plan. What will the plan be?

Jed will need a big net for his plan.

What will the plan be? Jed will need a

tan rod for his plan. What will the

plan be? Jed will need a box of jigs

for his plan. What will the plan be?

Jed will need a hat for his plan. What


will the plan be? Jed

sees it go bob, bob,

bob. Jed has a plan.

He will get a big

fish.



Name: \_\_\_\_\_

**Read It!**  
Element It!

## Do Not Sob

The mom put the tot in the crib. She said to the tot, "Do not sob," but the tot still did. The mom fed the tot and said, "Do not sob," but the tot still did. Then, mom gave the tot a big hug, and so the tot did not sob.



Setting



Characters




Problem



Solution

©Tara West



Name: \_\_\_\_\_

**Read It!**  
Retell It!

## Jon and the Dog

First,

Jon had a dog. He put the dog in a pen.

Next,

The dog got in the mud. Jon had to go and get the dog.


Then,

Jon put the dog in a tub.  
The dog did not like it.

Last,

Jon has a rag. He will dab the wet dog.

©Tara West



Name: \_\_\_\_\_


**Read It!**

Illustrate It!

## "Moo," Said the Cow

The cow can see the pig.

"Moo," said the cow.



The cow can see the hen.

"Moo," said the cow.



The cow can see the dog.

"Moo," said the cow.



The cow can see the cat.

"Moo," said the cow.



The cow can see the man.

"Moo," said the cow.






Name: \_\_\_\_\_


**Read It!**  
Comprehend It!

## Pat and the Hot Day


The sun is up. Pat is in it. He is so hot.



Pat said, "I will have a fun swim." So, he did.




Pat got wet, but he is not hot.



So, Pat is not sad.

Pat is wet so he will sit in the sun. He will sit and sip.



Comprehend It!


- ① Pat had a fun \_\_\_\_\_.
- ② Pat got \_\_\_\_\_.
- ③ In the sun Pat will sit and \_\_\_\_\_.

Name: \_\_\_\_\_


**Read It!**  
Comprehend It!

## The Fun Mud Day


We like to have fun in the mud. Kat can mix it.




Look at Jim. He likes to get a lot of mud and pat it.



Ben has fun in the mud. He will jump in it.



Then, Ben has to get in the tub. He will get the mud off.



Comprehend It!

- ① Kat likes to \_\_\_\_\_.
- ② Jim likes to \_\_\_\_\_.
- ③ Ben got in the \_\_\_\_\_.


Name: \_\_\_\_\_

**Read It!**  
Repeat It!

## The Cub

The cub had to get to the den. His mom put a ham in the den for him. So, the cub ran past a ram. "Can you play?" said the ram. "No," said the cub. The cub ran past a yak. "Can you play?" said the yak. "No," said the cub. The cub ran past an ox. "Can you play?" said the ox. "No," said the cub. The cub got to the den and his mom fed him ham.

*review*




Name: \_\_\_\_\_

**Read It!**  
Repeat It!

## Jim and the Cab

Jim has a cab. Jim likes his cab. Jim can go, go, go in his cab. The cab can not go. Jim has to get gas for the cab. Jim will go to a hut. "Can I get gas?" said Jim. No, he can not. Jim will go to a shed. "Can I get gas?" said Jim. No, he can not. Then, Jim met a cop. "Can I get gas?" said Jim. "Yes," said the cop. Jim got gas and can go, go, go in his cab.

*preview*



Name: \_\_\_\_\_

**Read It!**  
Element It!



## The Jet

Meg is sad. She said, "Mom, I can not get on the jet. The jet is so big." Mom said, "Yes, you can, Meg. You can do it. I will hug you and get you a bag with gum, a pad, and a pen. You can nap on the jet, too." Meg got the bag and was glad. She got on the jet.

*preview*

 Setting	 Characters	 Problem	 Solution

©Tara West




Name: \_\_\_\_\_

**Read It!**  
Element It!


## The Dip

Jan is in class. She is on a mat. Jan can see Bob. Bob has some dip. Jan can see Bob slip and get the dip on the mat. Jan did not want dip on the mat. Bob will get a rag and dab at the dip. Jan is glad that the dip is not on the mat.

*preview*

 Setting	 Characters	 Problem	 Solution

©Tara West



Name: \_\_\_\_\_

**Read It!**  
Retell It!

## The Pit

First,

The man has a hog. The hog is so big.

Next,

The man dug a pit. The pit is big, too.

Then,




The man got the pit wet. The pit has mud in it.

Last,

The hog got in the mud pit. It likes the mud.

*preview*

©Tara West



Name: \_\_\_\_\_

**Read It!**  
Retell It!

## My Pet Cat

First,

My pet cat can nap in the sun. She likes to be hot.

Next,

My cat will get on my bed. She will nap on it.

Then,

My cat will sit on the mat. She will nap on it, too.

Last,

My cat will nap on my lap. I love my cat.

*preview*

©Tara West






Name: \_\_\_\_\_

**Read It!**


Illustrate It!

## Kit and the Hen

Kit has a hen. The hen likes  
to gab, gab, gab.



The hen gabs to the men.  
She gabs to the ten men.




The hen gabs to the men.  
She will gab, gab, gab.



The hen gabs in the den.  
She will gab, gab, gab.



Then, the hen will see the  
cab and gab, gab, gab.



*preview*


Name: \_\_\_\_\_

**Read It!**


Illustrate It!

## Let's Go

Jed and Nan like to go. Nan  
said, "We can go in a van."



Jed and Nan like to go. Jed  
said, "We can go in a bus."



Jed and Nan like to go. Nan  
said, "We can go in a cab."



Jed and Nan like to go. Jed  
said, "We can go in a rig."



Jed and Nan like to go. Nan  
said, "We can go in a jet."



*preview*