

A NOTE FROM TARA WEST

Thanks so much for downloading my free Guided Phonics + Beyond supplemental packet: CVC Listen + Clips Cards. This packet offers 300 CVC cards. These cards can be used in multiple settings: whole-group instruction, small-group instruction, independent literacy center, and/or at-home supplement. Students will say the word, note the sound typed onto the card, and then identify where in the word the sound is found and clip it. If you have any additional questions as always, feel free to email me at littlemindsatworkLLC@gmail.com, follow me on [Facebook](#), or visit my blog, [Little Minds at Work](#).





UNIT 2: CVC

Listen for the Sound

Listen and Clip

Say it.



Listen.

r

--	--	--

Say it.



Listen.

a

--	--	--

Say it.



Listen.

m

--	--	--

Say it.



Listen.

h

--	--	--

Say it.



Listen.

a

--	--	--

Say it.



Listen.

m

--	--	--



UNIT 2: CVC

Listen for the Sound

Listen and Clip

Say it.



Listen.

y

Say it.



Listen.

a

Say it.



Listen.

m

Say it.



Listen.

j

Say it.



Listen.

a

Say it.



Listen.

m



UNIT 2: CVC

Listen for the Sound

Listen and Clip

Say it.



Listen.

i

--	--	--

Say it.



Listen.

a

--	--	--

Say it.



Listen.

b

--	--	--

Say it.



Listen.

t

--	--	--

Say it.



Listen.

a

--	--	--

Say it.



Listen.

b

--	--	--



UNIT 2: CVC

Listen for the Sound

Listen and Clip

Say it.



Listen.

c



Say it.



Listen.

a




Say it.




Listen.

b




Say it.




Listen.

d



Say it.



Listen.

a




Say it.



Listen.

b





UNIT 2: CVC

Listen for the Sound

Listen and Clip

Say it.



Listen.

p

--	--	--

Say it.



Listen.

a

--	--	--

Say it.



Listen.

d

--	--	--

Say it.



Listen.

s

--	--	--

Say it.



Listen.

a

--	--	--

Say it.



Listen.

d

--	--	--



UNIT 2: CVC

Listen for the Sound

Listen and Clip

Say it.



Listen.

d



Say it.



Listen.

a




Say it.



Listen.

d




Say it.



Listen.

m



Say it.



Listen.

a




Say it.



Listen.

d






UNIT 2: CVC

Listen for the Sound

Listen and Clip

Say it.




Listen.

b



Say it.



Listen.

a



Say it.



Listen.

g




Say it.



Listen.

t



Say it.



Listen.

a




Say it.



Listen.

g





UNIT 2: CVC

Listen for the Sound

Listen and Clip

Say it.



Listen.

w

--	--	--

Say it.



Listen.

a

--	--	--

Say it.



Listen.

g

--	--	--

Say it.



Listen.

r

--	--	--

Say it.



Listen.

a

--	--	--

Say it.



Listen.

g

--	--	--



UNIT 2: CVC

Listen for the Sound

Listen and Clip

Say it.



Listen.

c



Say it.



Listen.

a



Say it.



Listen.

n




Say it.



Listen.

f



Say it.




Listen.

a




Say it.



Listen.

n





UNIT 2: CVC

Listen for the Sound


Listen and Clip

Say it.



Listen.

r



Say it.



Listen.

a




Say it.



Listen.

n




Say it.



Listen.

v




Say it.



Listen.

a




Say it.



Listen.

n



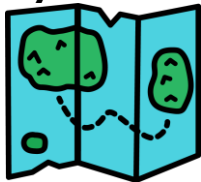


UNIT 2: CVC

Listen for the Sound

Listen and Clip

Say it.

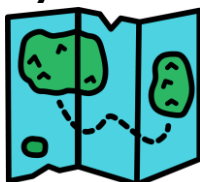


Listen.

m



Say it.



Listen.

a



Say it.



Listen.

p



Say it.



Listen.

n



Say it.



Listen.

a




Say it.



Listen.

p





UNIT 2: CVC

Listen for the Sound

Listen and Clip

Say it.



Listen.

c

--	--	--

Say it.



Listen.

a

--	--	--

Say it.



Listen.

p

--	--	--

Say it.



Listen.

t

--	--	--

Say it.



Listen.

a

--	--	--

Say it.



Listen.

p

--	--	--




UNIT 2: CVC

Listen for the Sound

Listen and Clip

Say it.




Listen.

b

--	--	--

Say it.




Listen.

a

--	--	--

Say it.



Listen.

t

--	--	--

Say it.



Listen.

c

--	--	--

Say it.



Listen.

a

--	--	--

Say it.



Listen.

t

--	--	--




UNIT 2: CVC

Listen for the Sound

Listen and Clip

Say it.



Listen.

r



Say it.



Listen.

a




Say it.



Listen.

t




Say it.



Listen.

h



Say it.



Listen.

a




Say it.



Listen.

t





UNIT 2: CVC

Listen for the Sound

Listen and Clip

Say it.



Listen.

w

Say it.



Listen.

e

Say it.



Listen.

d

Say it.



Listen.

r

Say it.



Listen.

e

Say it.



Listen.

d



UNIT 2: CVC

Listen for the Sound

Listen and Clip

Say it.



Listen.

f



Say it.



Listen.

e



Say it.



Listen.

d



Say it.



Listen.

b



Say it.



Listen.

e



Say it.



Listen.

d



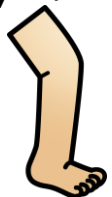


UNIT 2: CVC

Listen for the Sound

Listen and Clip

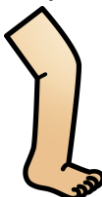
Say it.



Listen.

l

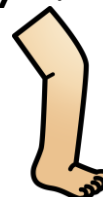
Say it.



Listen.

e

Say it.



Listen.

g

Say it.



Listen.

p

Say it.



Listen.

e

Say it.



Listen.

g



UNIT 2: CVC

Listen for the Sound

Listen and Clip

Say it.



Listen.

b



Say it.



Listen.

e



Say it.



Listen.

g



Say it.



Listen.

M



Say it.



Listen.

e



Say it.



Listen.

g






UNIT 2: CVC

Listen for the Sound

Listen and Clip


Say it.



Listen.

h


Say it.



Listen.

e

Say it.



Listen.

n

Say it.



Listen.

m

Say it.



Listen.

e

Say it.



Listen.

n



UNIT 2: CVC

Listen for the Sound

Listen and Clip

Say it.



Listen.

p



Say it.



Listen.

e




Say it.



Listen.

n




Say it.



Listen.

t



Say it.



Listen.

e




Say it.



Listen.

n



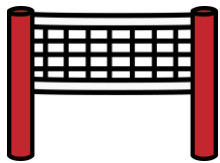


UNIT 2: CVC

Listen for the Sound

Listen and Clip

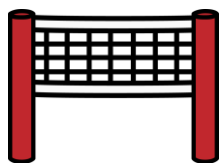
Say it.



Listen.

n

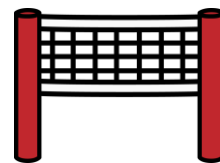
Say it.



Listen.

e

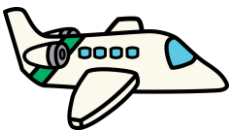
Say it.



Listen.

t


Say it.



Listen.

j

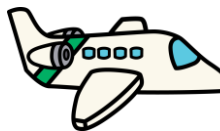
Say it.



Listen.

e

Say it.



Listen.

t



UNIT 2: CVC

Listen for the Sound

Listen and Clip

Say it.



Listen.

w



Say it.



Listen.

e




Say it.



Listen.

t




Say it.



Listen.

v



Say it.



Listen.

e




Say it.



Listen.

t





UNIT 2: CVC

Listen for the Sound

Listen and Clip

Say it.



Listen.

k



Say it.



Listen.

i




Say it.



Listen.

d




Say it.



Listen.

l



Say it.



Listen.

i




Say it.



Listen.

d





UNIT 2: CVC

Listen for the Sound

Listen and Clip

Say it.



Listen.

h

--	--	--

Say it.



Listen.

i

--	--	--

Say it.



Listen.

d

--	--	--

Say it.



Listen.

r

--	--	--

Say it.



Listen.

i

--	--	--

Say it.



Listen.

d

--	--	--



UNIT 2: CVC

Listen for the Sound

Listen and Clip

Say it.



Listen.

w

Say it.



Listen.

i

Say it.



Listen.

g

Say it.



Listen.

d

Say it.



Listen.

i

Say it.



Listen.

g




UNIT 2: CVC

Listen for the Sound

Listen and Clip

Say it.



Listen.

p

Say it.



Listen.

i

Say it.



Listen.

g

Say it.



Listen.

r

Say it.



Listen.

i

Say it.



Listen.

g



UNIT 2: CVC

Listen for the Sound

Listen and Clip

Say it.



Listen.

w

Say it.



Listen.

i

Say it.



Listen.

n

Say it.



Listen.

f

Say it.



Listen.

i

Say it.



Listen.

n



UNIT 2: CVC

Listen for the Sound

Listen and Clip

Say it.



Listen.

t

Say it.



Listen.

i


Say it.



Listen.

n


Say it.



Listen.

p


Say it.



Listen.

i

Say it.



Listen.

n



UNIT 2: CVC

Listen for the Sound

Listen and Clip

Say it.



Listen.

z



Say it.



Listen.

i



Say it.



Listen.

p




Say it.



Listen.

t



Say it.



Listen.

i




Say it.



Listen.

p





UNIT 2: CVC

Listen for the Sound

Listen and Clip

Say it.



Listen.

l


Say it.



Listen.

i

Say it.



Listen.

p

Say it.



Listen.

d

Say it.



Listen.

i

Say it.



Listen.

p



UNIT 2: CVC

Listen for the Sound

Listen and Clip

Say it.



Listen.

s

Say it.



Listen.

i

Say it.



Listen.

t

Say it.



Listen.

p

Say it.



Listen.

i

Say it.



Listen.

t



UNIT 2: CVC

Listen for the Sound

Listen and Clip

Say it.



Listen.

k

--	--	--

Say it.



Listen.

i

--	--	--

Say it.




Listen.

t

--	--	--

Say it.




Listen.

h

--	--	--

Say it.




Listen.

i

--	--	--

Say it.



Listen.

t

--	--	--



UNIT 2: CVC

Listen for the Sound

Listen and Clip

Say it.



Listen.

f

--	--	--

Say it.



Listen.

o

--	--	--

Say it.



Listen.

g

--	--	--

Say it.



Listen.

i

--	--	--

Say it.



Listen.

o

--	--	--

Say it.



Listen.

g

--	--	--



UNIT 2: CVC

Listen for the Sound

Listen and Clip

Say it.



Listen.

d

Say it.



Listen.

o

Say it.



Listen.

g

Say it.



Listen.

j

Say it.



Listen.

o

Say it.



Listen.

g



UNIT 2: CVC

Listen for the Sound

Listen and Clip

Say it.



Listen.

c



Say it.



Listen.

o




Say it.



Listen.

p




Say it.



Listen.

h



Say it.



Listen.

o




Say it.



Listen.

p





UNIT 2: CVC

Listen for the Sound

Listen and Clip

Say it.



Listen.

m

Say it.



Listen.

o

Say it.



Listen.

p

Say it.



Listen.

p

Say it.



Listen.

o

Say it.



Listen.

p

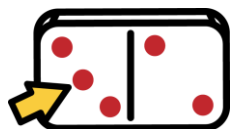


UNIT 2: CVC

Listen for the Sound

Listen and Clip

Say it.

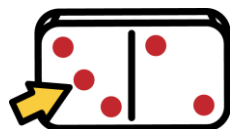


Listen.

d



Say it.

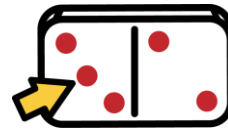


Listen.

o



Say it.

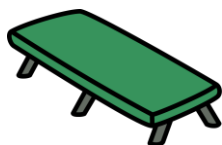


Listen.

t




Say it.

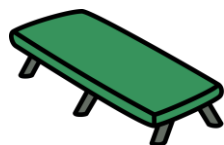


Listen.

c




Say it.

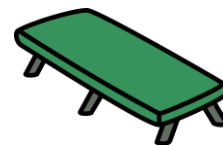


Listen.

o




Say it.



Listen.

t





UNIT 2: CVC

Listen for the Sound

Listen and Clip

Say it.



Listen.

p

Say it.



Listen.

o

Say it.



Listen.

t

Say it.



Listen.

h

Say it.



Listen.

o

Say it.



Listen.

t



UNIT 2: CVC

Listen for the Sound

Listen and Clip

Say it.



Listen.

r

Say it.



Listen.

o

Say it.



Listen.

b

Say it.



Listen.

s

Say it.



Listen.

o

Say it.



Listen.

b



UNIT 2: CVC

Listen for the Sound

Listen and Clip

Say it.



Listen.

c



Say it.



Listen.

o




Say it.



Listen.

b




Say it.



Listen.

b




Say it.



Listen.

o




Say it.



Listen.

b






UNIT 2: CVC

Listen for the Sound

Listen and Clip

Say it.




Listen.

s

--	--	--

Say it.




Listen.

u

--	--	--

Say it.



Listen.

b

--	--	--

Say it.



Listen.

r

--	--	--

Say it.



Listen.

u

--	--	--

Say it.



Listen.

b

--	--	--



UNIT 2: CVC

Listen for the Sound

Listen and Clip

Say it.



Listen.

c



Say it.



Listen.

u




Say it.



Listen.

b




Say it.



Listen.

t




Say it.



Listen.

u




Say it.



Listen.

b



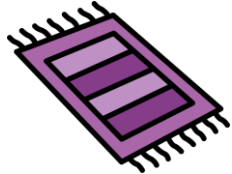


UNIT 2: CVC

Listen for the Sound

Listen and Clip

Say it.

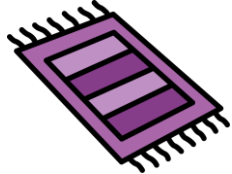


Listen.

r



Say it.

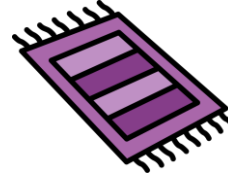


Listen.

u



Say it.



Listen.

g




Say it.



Listen.

b



Say it.



Listen.

u




Say it.



Listen.

g





UNIT 2: CVC

Listen for the Sound

Listen and Clip

Say it.



Listen.

m



Say it.



Listen.

u




Say it.



Listen.

g




Say it.



Listen.

h



Say it.



Listen.

u




Say it.



Listen.

g





UNIT 2: CVC

Listen for the Sound

Listen and Clip

Say it.



Listen.

g



Say it.



Listen.

u



Say it.



Listen.

m




Say it.



Listen.

y



Say it.



Listen.

u




Say it.



Listen.

m





UNIT 2: CVC

Listen for the Sound

Listen and Clip

Say it.



Listen.

h

--	--	--

Say it.



Listen.

u

--	--	--

Say it.




Listen.

m

--	--	--

Say it.




Listen.

s

--	--	--

Say it.



Listen.

u

--	--	--

Say it.



Listen.

m

--	--	--



UNIT 2: CVC

Listen for the Sound

Listen and Clip

Say it.



Listen.

f

--	--	--

Say it.



Listen.

u

--	--	--

Say it.



Listen.

n

--	--	--

Say it.



Listen.

s

--	--	--

Say it.



Listen.

u

--	--	--

Say it.



Listen.

n

--	--	--



UNIT 2: CVC

Listen for the Sound

Listen and Clip

Say it.



Listen.

r

Say it.



Listen.

u


Say it.



Listen.

n


Say it.



Listen.

b

Say it.



Listen.

u

Say it.



Listen.

n



UNIT 2: CVC

Listen for the Sound

Listen and Clip

Say it.



Listen.

h



Say it.



Listen.

u



Say it.



Listen.

t




Say it.



Listen.

n




Say it.



Listen.

u




Say it.



Listen.

t





UNIT 2: CVC

Listen for the Sound

Listen and Clip

Say it.



Listen.

c



Say it.



Listen.

u




Say it.



Listen.

t




Say it.



Listen.

m



Say it.



Listen.

u




Say it.



Listen.

d



Guided Phonics + Beyond

Guided Phonics + Beyond is the property of Tara West and is protected through copyright and trademark registrations. All rights reserved.

No part of this digital download may be reproduced electronically, shared without additional licenses, or placed on the internet for others to access without the prior permission from the publisher, Tara West.

If you are a school district using this download as curriculum for more than one teacher an additional school license will need to be purchased.

Fonts used within this download are intellectual property of Kimberly Geswein and Print Designs by Kris.

The clipart images are intellectual property of [Laura Strickland of Whimsy Clips](#).

Contact Information

Email: littlemindsatworkLLC@gmail.com

Website: www.littlemindsatwork.org

Store: <http://www.teacherspayteachers.com/Store/Tara-West>