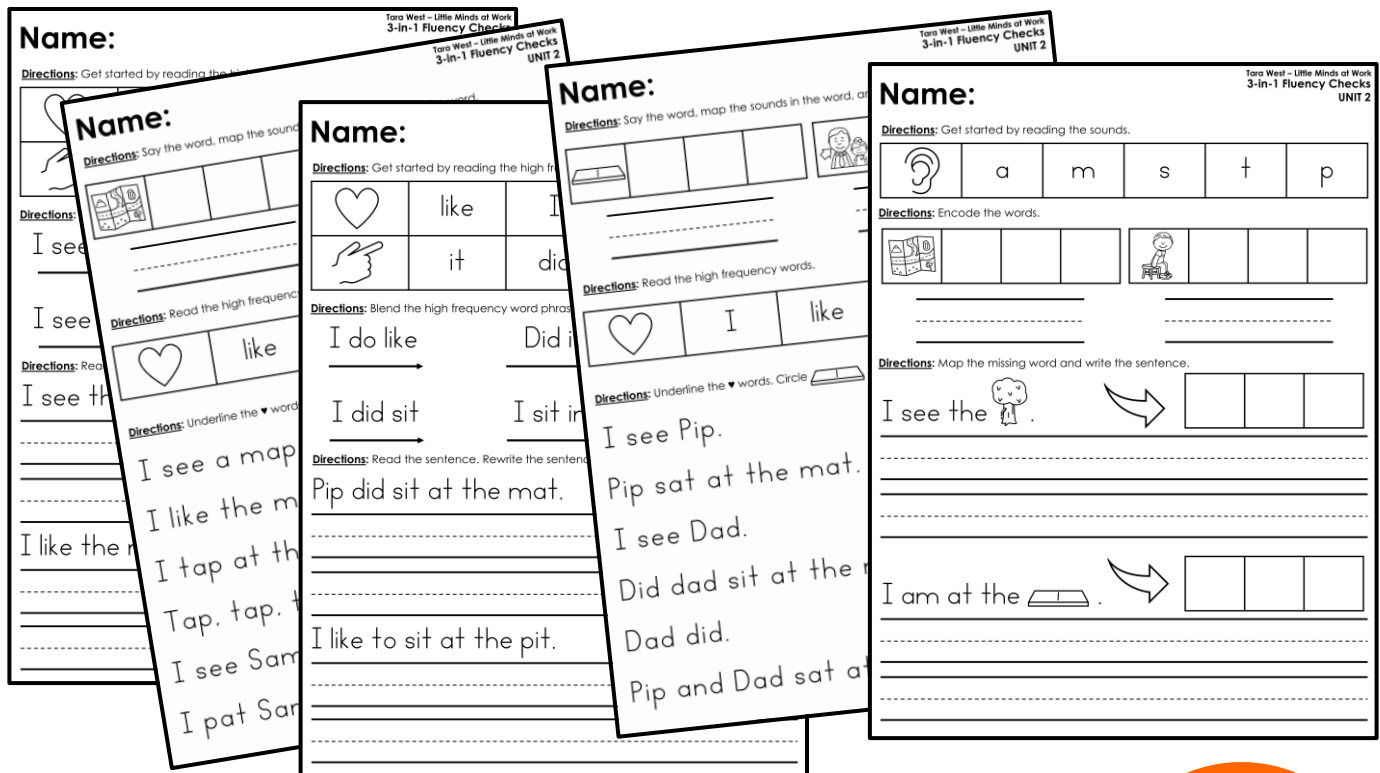


# HANDS-ON + ENGAGING FLUENCY CHECKS PHONICS-BASED CVC WORDS



**FREE SAMPLE PACKET**



Thanks for downloading the Guided Phonics + Beyond free 3-in-1 Fluency Checks packet. These sheets can be used in small-group, as a center, or as in-class practice sheet. If you have additional questions as always, feel free to email me at [littlemindsatworkLLC@gmail.com](mailto:littlemindsatworkLLC@gmail.com), follow me on [Facebook](#), or visit my blog, [Little Minds at Work](#).



CLICK HERE TO JOIN THE FACEBOOK COMMUNITY

## HANDS-ON + ENGAGING FLUENCY CHECKS

### CVC SKILL-BASED

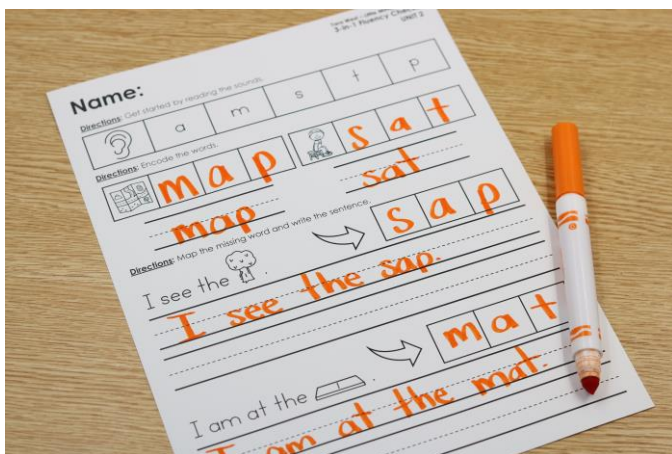


100 SHEETS INCLUDED

©TARA WEST



Click to view the  
TPT packet with 100  
3-in-1 fluency  
check sheets!



# Name:

**Directions:** Get started by reading the high frequency words.

	I	like	the	see
	am	at	sat	dad

**Directions:** Blend the high frequency word phrases with fluency.

I see the



I am the



I sat at



I see Dad



I like the



I am at



**Directions:** Read the sentence. Rewrite the sentence.

I see the mat.

---



---



---



---



---



---

I like the map.

---



---



---



---





---



---

# Name:

**Directions:** Get started by reading the high frequency words.

	like	I	do	the
	it	did	in	sit

**Directions:** Blend the high frequency word phrases with fluency.

I do like



Did it



I did it



I did sit



I sit in



I like it



**Directions:** Read the sentence. Rewrite the sentence.

Pip did sit at the mat.

---



---



---



---



---



---

I like to sit at the pit.

---



---



---



---




---





---

# Name:

**Directions:** Get started by reading the sounds.

	a	m	s	t	p
--	---	---	---	---	---

**Directions:** Encode the words.

							
--	--	--	--	---	--	--	--

---



---



---



---




---



---

**Directions:** Map the missing word and write the sentence.

I see the  .



--	--	--

---



---



---




---



---

I am at the  .



--	--	--

---



---



---



---





---

# Name:

**Directions:** Get started by reading the sounds.

	i	t	f	d	p
--	---	---	---	---	---

**Directions:** Encode the words.

							
--	--	--	--	---	--	--	--

---



---



---



---



---



---

**Directions:** Map the missing word and write the sentence.

It did  .



--	--	--

---



---



---




---




---



---

I am at the  .



--	--	--

---



---



---



---



---



---

# Name:

**Directions:** Say the word, map the sounds in the word, and write the word.



---

---

---

---

---

---

**Directions:** Read the high frequency words.



like

the

see

a

**Directions:** Underline the ♥ words. Circle  and  . Read the passage.

I see a map.

I like the map.

I tap at the map.

Tap, tap, tap.

I see Sam.

I pat Sam. Pat, pat, pat.

# Name:


**Directions:** Say the word, map the sounds in the word, and write the word.

			
--	--	--	--

---

---

---


			
---	--	--	--

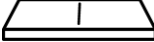

---

---

---

**Directions:** Read the high frequency words.

	I	like	the	see
--	---	------	-----	-----

**Directions:** Underline the ♥ words. Circle  and . Read the passage.

I see Pip.

Pip sat at the mat.

I see Dad.

Did Dad sit at the mat?

Dad did.

Pip and Dad sat at the mat.



Name: **ANSWER KEY**

**Directions:** Get started by reading the high frequency words.

	I	like	the	see
	am	at	sat	dad

**Directions:** Blend the high frequency word phrases with fluency.

I see the



I am the



I sat at



I see Dad



I like the



I am at



**Directions:** Read the sentence. Rewrite the sentence.

I see the mat.



I see the mat.

I like the map.

I like the map.

# Name:

**Directions:** Get started by reading the high frequency words.

	like	to	do	the
	it	did	in	sit

**Directions:** Blend the high frequency word phrases with fluency.

I do like



Did it



I did it



I did sit



I do like



I like it



**Directions:** Read the sentence. Rewrite the sentence.

Pip did sit at the mat.

Pip did sit at the mat.

I like to sit at the pit.



I like to sit at the pit.

Name: **ANSWER KEY**

**Directions:** Get started by reading the sounds.

	a	m	s	t	p
--	---	---	---	---	---

**Directions:** Encode the words.


	m	a	p		s	a	t
--	---	---	---	---	---	---	---

map

sat

**Directions:** Map the missing word and write the sentence.


I see the  .



s	a	p
---	---	---

I see the sap.

I am at the  .




m	a	t
---	---	---



I am at the mat.

Name: **ANSWER KEY**

**Directions:** Get started by reading the sounds.

	i	t	s	d	p
--	---	---	---	---	---

**Directions:** Encode the words.

	t	i	p		d	i	p
--	---	---	---	---	---	---	---

tip

dip

**Directions:** Map the missing word and write the sentence.

It did  .



f	i	t
---	---	---

It did fit.

I am at the  .

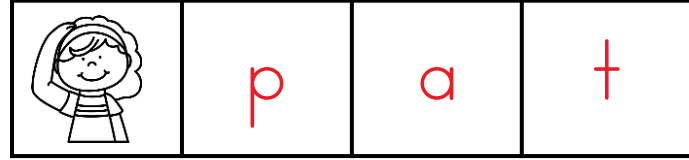
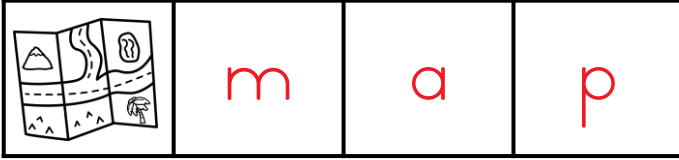


p	i	t
---	---	---

I am at the pit.

Name: **ANSWER KEY**

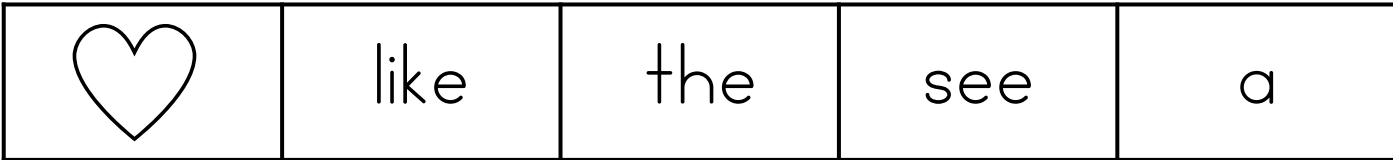
**Directions:** Say the word, map the sounds in the word, and write the word.



map

pat

**Directions:** Read the high frequency words.



**Directions:** Underline the ♥ words. Circle  and . Read the passage.

I see a map.

I like the map

I tap at the map.

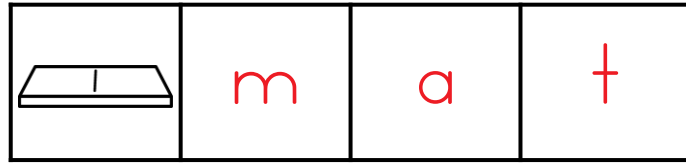
Tap, tap, tap.

I see Sam.

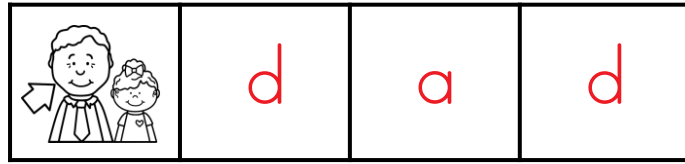
I pat Sam. Pat, pat, pat.

Name: **ANSWER KEY**

**Directions:** Say the word, map the sounds in the word, and write the word.

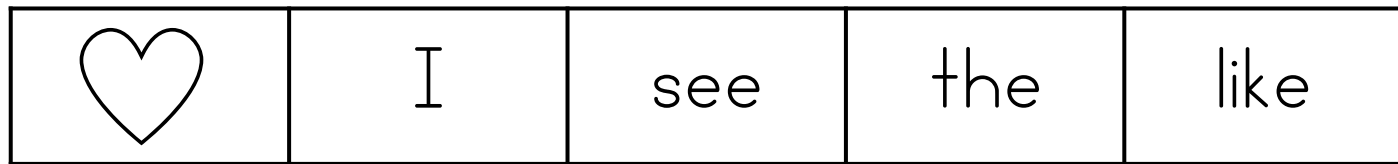


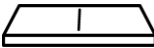

mat



dad

**Directions:** Read the high frequency words.



**Directions:** Underline the ♥ words. Circle  and . Read the passage.

I see Pip. I like Pip.

Pip sat at the mat.

I see Dad.

Did Dad sit at the mat?

Dad did.

Pip and Dad sat at the mat.



**This packet is the property of Tara West and is protected through copyright and trademark registrations. All rights reserved.**

**No part of this digital download may be reproduced electronically, shared without additional licenses, or placed on the internet for others to access without the prior permission from the publisher, Tara West.**

**If you are a school district using this download as curriculum for more than one teacher an additional school license will need to be purchased.**

**Fonts used within this download are intellectual property of Print Designs by Kris.**

**The clipart images are intellectual property of Laura Strickland of Whimsy Clips.**

### **Contact Information**

**Email: [littlemindsatworkLLC@gmail.com](mailto:littlemindsatworkLLC@gmail.com)**

**Website: [www.littlemindsatwork.org](http://www.littlemindsatwork.org)**

**Store: <http://www.teacherspayteachers.com/Store/Tara-West>**