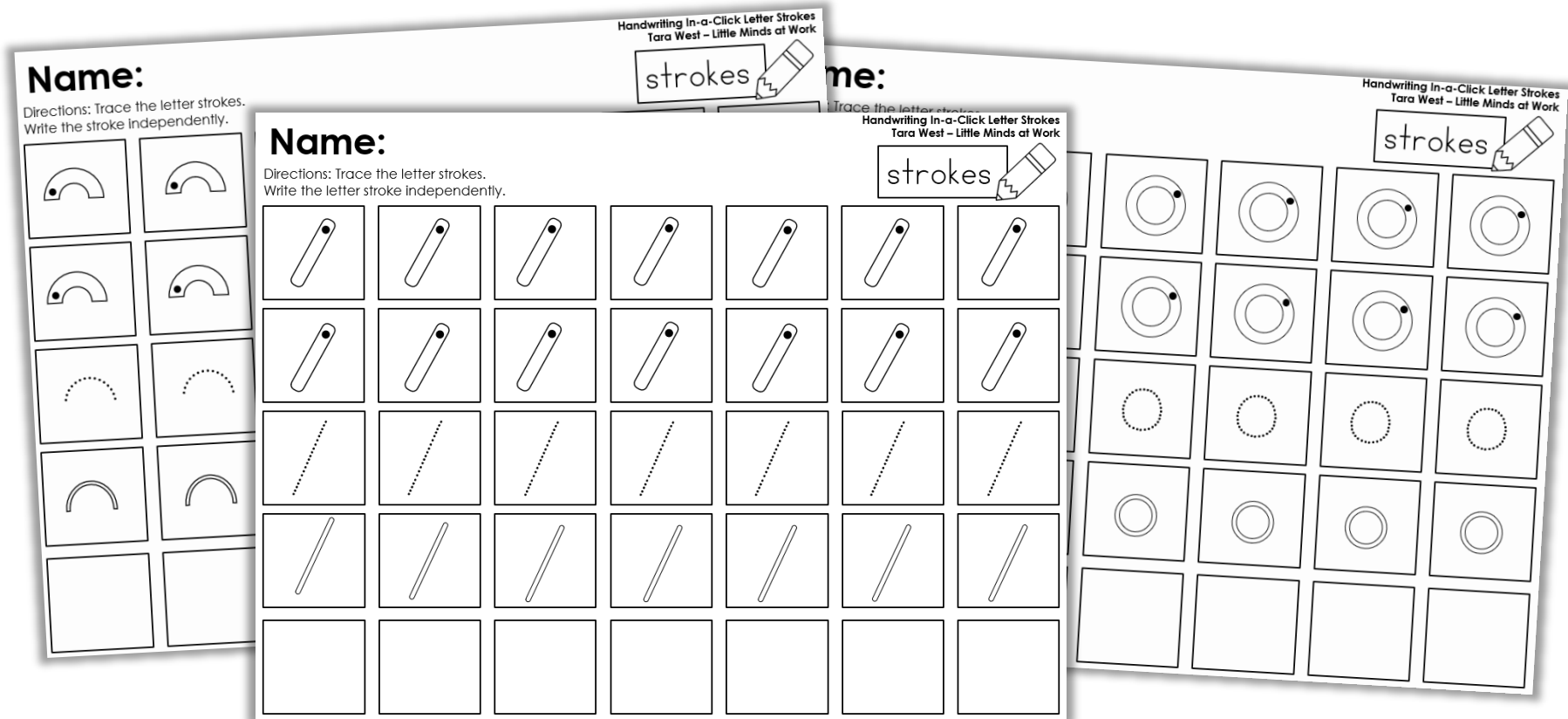


FOUNDATIONAL PRE-WRITING SKILLS

HANDWRITING PRINTABLES

IN-A-CLICK



HANDWRITING PRINTABLES IN-A-CLICK Strokes Edition

Tara West, from Little Minds at Work, has crafted the "In-a-Click Lessons" program, a thorough collection of printables designed to explore handwriting skills in a phonics-based approach. This program comprises 10 captivating printables, each integrating a handwriting strokes skill focus and incorporating Science of Reading aligned phonics skills. These printable sheets can seamlessly fit into your whole-group handwriting lessons, teacher-led small groups, or be provided as a home connection option. Pre-writing stroke work is necessary to build a strong foundation for students.

CONNECT WITH ME

Email




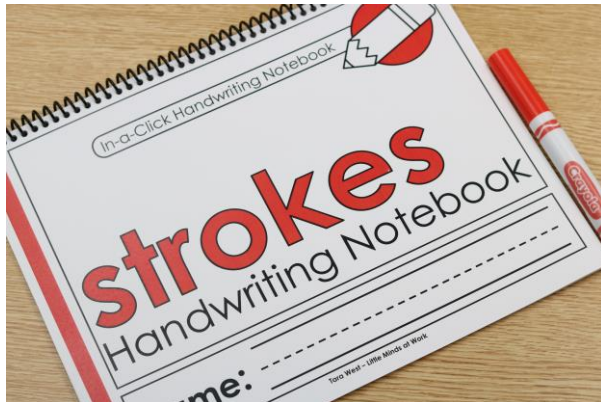
Website

Instagram

Facebook


Facebook Group

Teachers Pay Teachers



View the year-long bundle of handwriting sheets for letters through vowel variants!

In-a-Click Handwriting Notebook

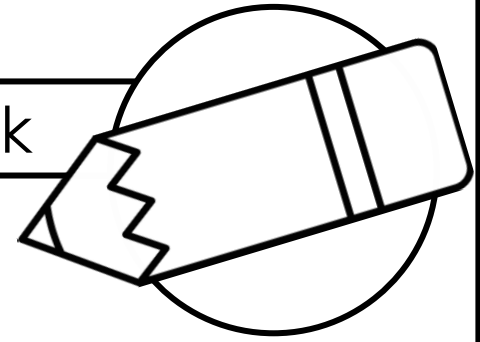


strokes

Handwriting Notebook

Name:

In-a-Click Handwriting Notebook



strokes

Handwriting Notebook

Name:

Name:



Directions: Trace the letter strokes.
Write the letter stroke independently.

Name:



Directions: Trace the letter strokes.
Write the letter stroke independently.

Name:

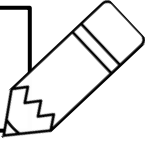


Directions: Trace the letter strokes.
Write the letter stroke independently.

Name:

Handwriting In-a-Click Letter Strokes
Tara West – Little Minds at Work

strokes



Directions: Trace the letter strokes.
Write the letter stroke independently.

☐☐☐☐☐☐☐☐☐☐☐☐☐☐

.....

.....

.....

.....

.....

.....

.....

Page 10 of 10

Name:



Directions: Trace the letter strokes.
Write the letter stroke independently.

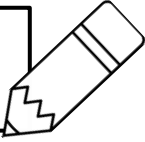
Name:



Directions: Trace the letter strokes.
Write the letter stroke independently.

Name:

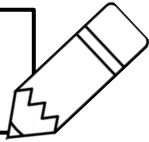
strokes



Directions: Trace the letter strokes.
Write the letter stroke independently.

Name:

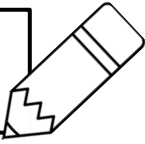
strokes



Directions: Trace the letter strokes.
Write the letter stroke independently.

Name:

strokes



Directions: Trace the letter strokes.
Write the letter stroke independently.



Blank box for independent writing practice.

Blank box for independent writing practice.

Blank box for independent writing practice.

Blank box for independent writing practice.

Blank box for independent writing practice.





























Blank box for independent writing practice.

Blank box for independent writing practice.

Name:



Directions: Trace the letter strokes.
Write the letter stroke independently.



This packet is the property of Tara West and is protected through copyright and trademark registrations. All rights reserved.

No part of this digital download may be reproduced electronically, shared without additional licenses, or placed on the internet for others to access without the prior permission from the publisher, Tara West.

If you are a school district using this download as curriculum for more than one teacher an additional school license will need to be purchased.

The clipart images are intellectual property of Laura Strickland of Whimsy Clips.

Contact Information

Email: littlemindsatworkLLC@gmail.com

Website: www.littlemindsatwork.org

Store: <http://www.teacherspayteachers.com/Store/Tara-West>