









■ A NOTE FROM TARA WEST

Thanks so much for downloading my free Guided Phonics + Beyond supplemental packet: Unit 1 Center Flips – Sound Focused. This packet offers 26 center flip mats and 26 corresponding recording sheets. The Unit 1 Center Flips can be used in multiple settings: whole-group instruction, small-group instruction, intervention group, or in an independent literacy center. Students will state the focus sound, form their mouth to match, and then decide if each of the following images match the focus sound. If you have any additional questions as always, feel free to email me at littlemindsatworkLLC@gmail.com, follow me on Facebook, or visit my blog, [Little Minds at Work](http://LittleMindsatWork.com).











Guided Phonics + Beyond – UNIT 1 CENTER FLIPS









Guided Phonics + Beyond – UNIT 1 CENTER FLIPS









Guided Phonics + Beyond – UNIT 1 CENTER FLIPS










Guided Phonics + Beyond – UNIT 1 CENTER FLIPS









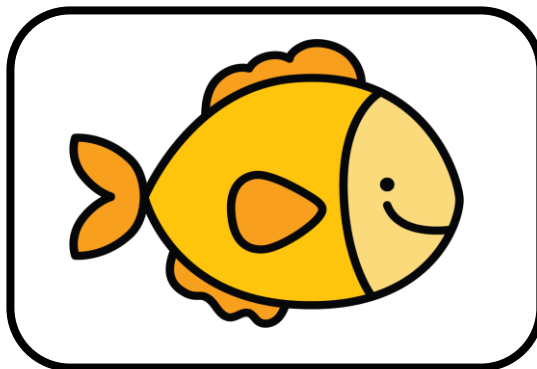


Guided Phonics + Beyond – UNIT 1 CENTER FLIPS






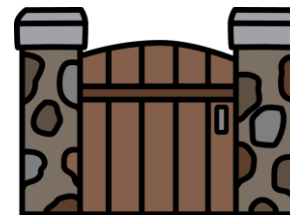





Guided Phonics + Beyond – UNIT 1 CENTER FLIPS









Guided Phonics + Beyond – UNIT 1 CENTER FLIPS







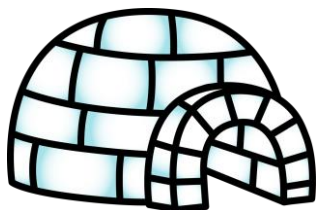



Guided Phonics + Beyond – UNIT 1 CENTER FLIPS









Guided Phonics + Beyond – UNIT 1 CENTER FLIPS







Guided Phonics + Beyond – UNIT 1 CENTER FLIPS









Guided Phonics + Beyond – UNIT 1 CENTER FLIPS



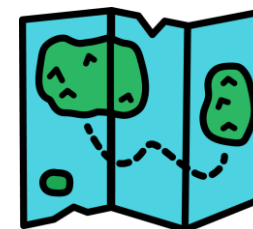




Guided Phonics + Beyond – UNIT 1 CENTER FLIPS




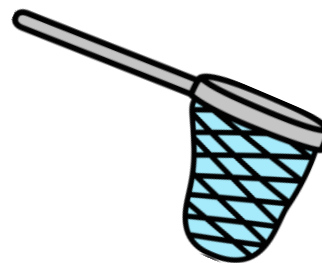





Guided Phonics + Beyond – UNIT 1 CENTER FLIPS









Guided Phonics + Beyond – UNIT 1 CENTER FLIPS









Guided Phonics + Beyond – UNIT 1 CENTER FLIPS










Guided Phonics + Beyond – UNIT 1 CENTER FLIPS












Guided Phonics + Beyond – UNIT 1 CENTER FLIPS






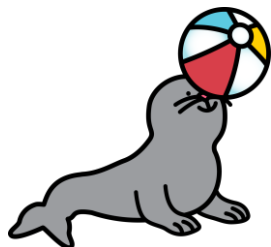



Guided Phonics + Beyond – UNIT 1 CENTER FLIPS





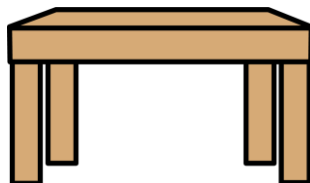


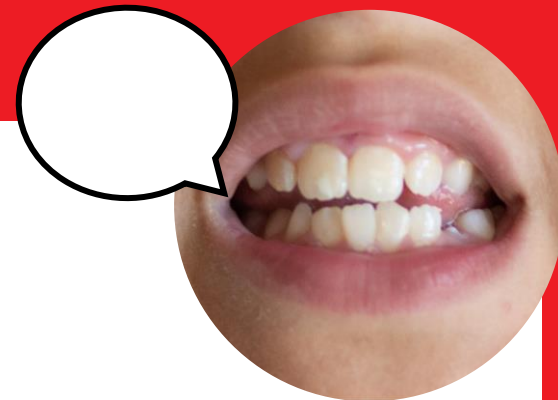


Guided Phonics + Beyond – UNIT 1 CENTER FLIPS







Guided Phonics + Beyond – UNIT 1 CENTER FLIPS






Guided Phonics + Beyond – UNIT 1 CENTER FLIPS






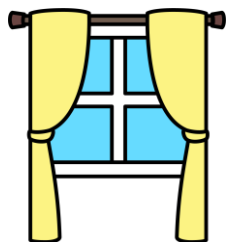



Guided Phonics + Beyond – UNIT 1 CENTER FLIPS







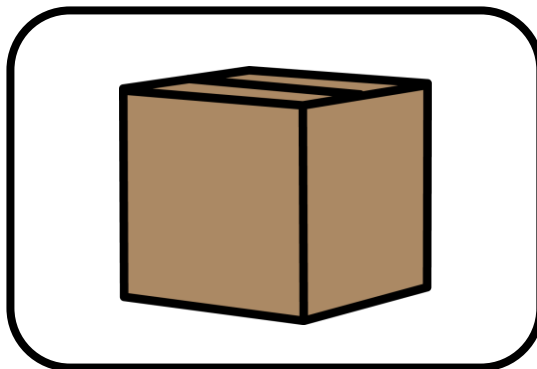


Guided Phonics + Beyond – UNIT 1 CENTER FLIPS








Guided Phonics + Beyond – UNIT 1 CENTER FLIPS









Guided Phonics + Beyond – UNIT 1 CENTER FLIPS





Guided Phonics + Beyond – UNIT 1 CENTER FLIPS

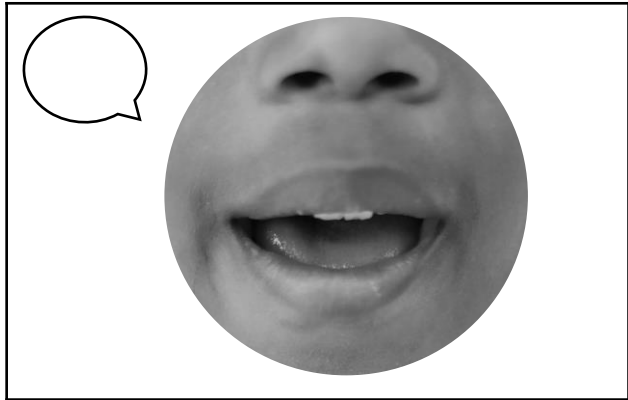


















Name: _____




Guided Phonics + Beyond
UNIT 1 CENTER FLIP: /a/

Directions: Listen to the beginning sound. Color the images that have the matching /a/ sound.
















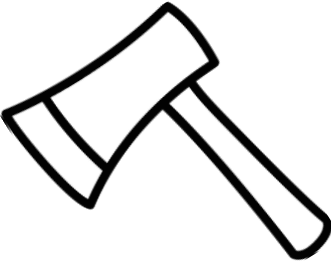

	 	 
 	 	 
 	 	 

Name: _____




Guided Phonics + Beyond
UNIT 1 CENTER FLIP: /b/

Directions: Listen to the beginning sound. Color the images that have the matching /b/ sound.

Name: _____

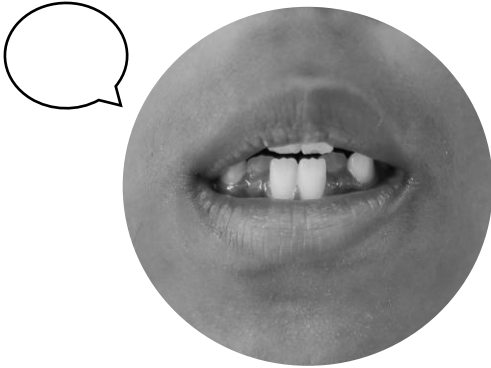


















Directions: Listen to the beginning sound. Color the images that have the matching /k/ sound.

Name: _____



Directions: Listen to the beginning sound. Color the images that have the matching /d/ sound.

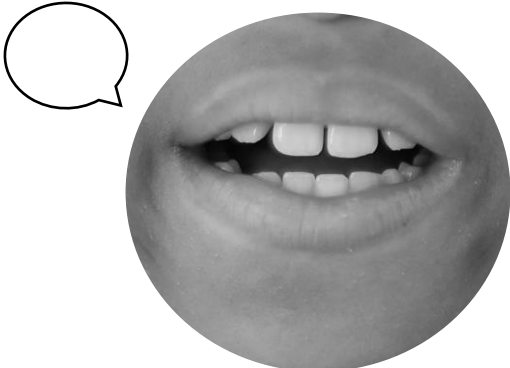
















	 	 
 	 	 
 	 	 

Name: _____



Guided Phonics + Beyond
UNIT 1 CENTER FLIP: /e/


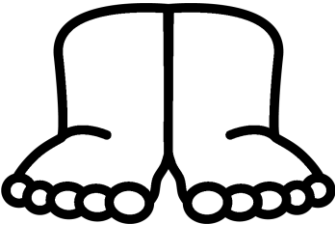















Directions: Listen to the beginning sound. Color the images that have the matching /e/ sound.


Name: _____




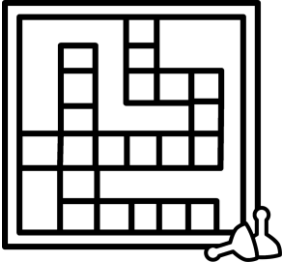



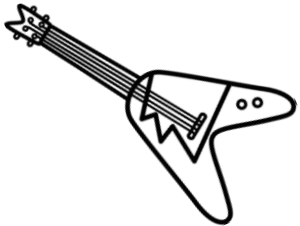

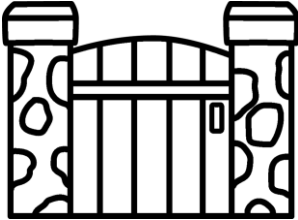









Directions: Listen to the beginning sound. Color the images that have the matching /f/ sound.

Name: _____



Directions: Listen to the beginning sound. Color the images that have the matching /g/ sound.

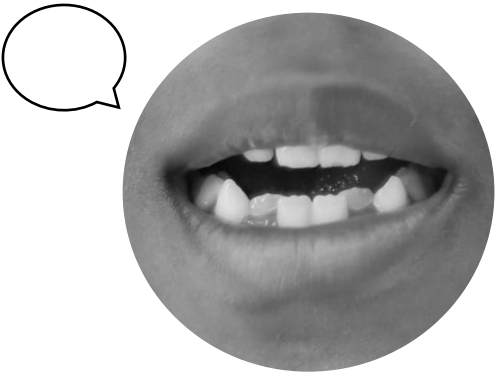












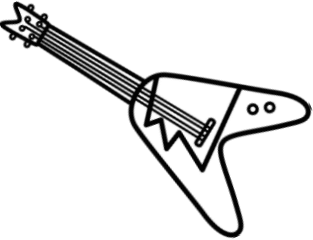



	 	 
 	 	 
 	 	 

Name: _____



Guided Phonics + Beyond
UNIT 1 CENTER FLIP: /h/


















Directions: Listen to the beginning sound. Color the images that have the matching /h/ sound.


Name: _____







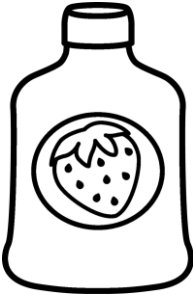













Directions: Listen to the beginning sound. Color the images that have the matching /i/ sound.

Name: _____




















Directions: Listen to the beginning sound. Color the images that have the matching /j/ sound.

Name: _____




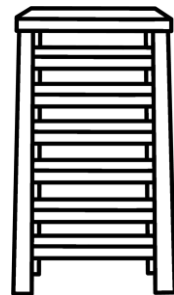















Directions: Listen to the beginning sound. Color the images that have the matching /k/ sound.

Name: _____




















Directions: Listen to the beginning sound. Color the images that have the matching /I/ sound.

Name: _____



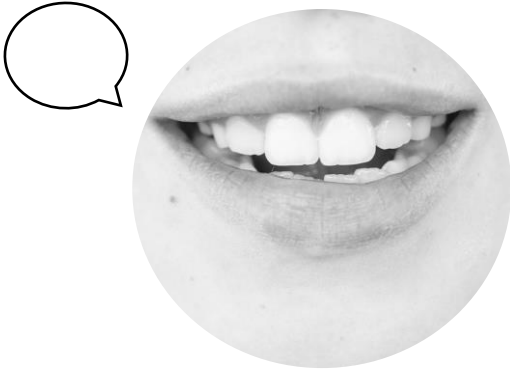




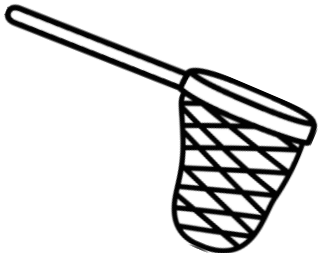











Directions: Listen to the beginning sound. Color the images that have the matching /m/ sound.


Name: _____




















Directions: Listen to the beginning sound. Color the images that have the matching /n/ sound.


Name: _____



Directions: Listen to the beginning sound. Color the images that have the matching /o/ sound.

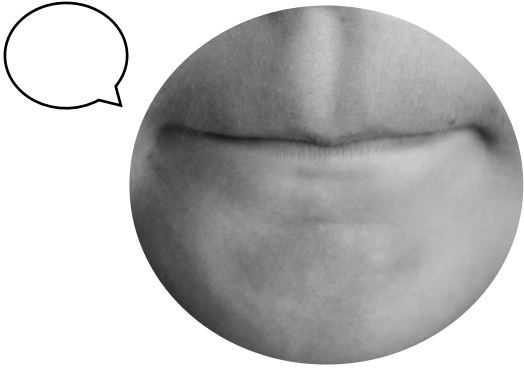














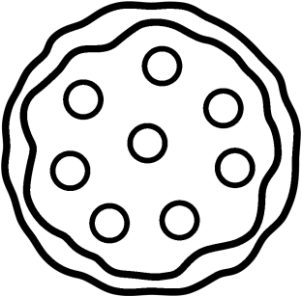

	 	 
 	 	 
 	 	 

Name: _____




Guided Phonics + Beyond
UNIT 1 CENTER FLIP: /p/

Directions: Listen to the beginning sound. Color the images that have the matching /p/ sound.

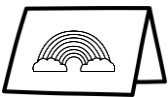
	 	 
 	 	 
 	 	 

Name: _____




















Directions: Listen to the beginning sound. Color the images that have the matching /kw/ sound.

Name: _____



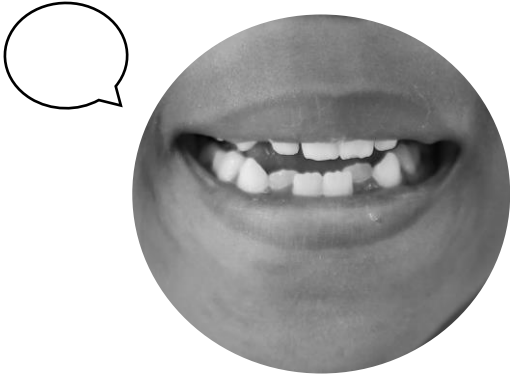
















Directions: Listen to the beginning sound. Color the images that have the matching /r/ sound.


Name: _____














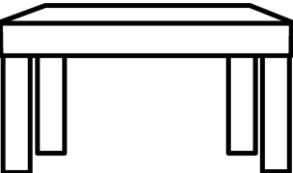





Directions: Listen to the beginning sound. Color the images that have the matching /s/ sound.

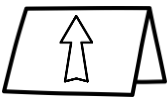
Name: _____




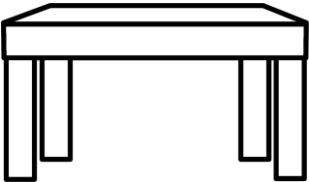















Directions: Listen to the beginning sound. Color the images that have the matching /t/ sound.

Name: _____












Directions: Listen to the beginning sound. Color the images that have the matching /u/ sound.

Name: _____



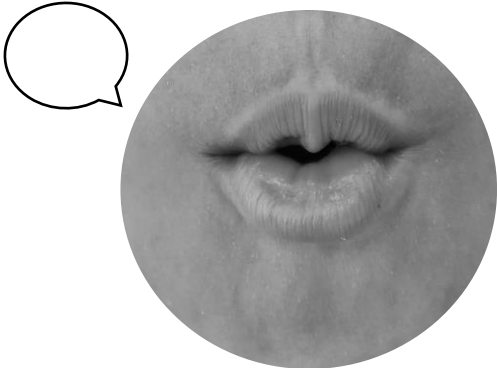
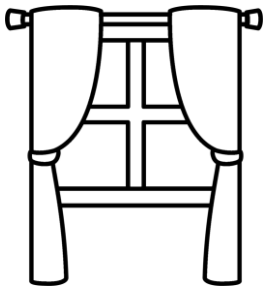















Directions: Listen to the beginning sound. Color the images that have the matching /v/ sound.

 A circular photograph of a person's mouth open, showing the tongue and lips, with a speech bubble above it.	 A line drawing of a king wearing a crown and a ruff collar.	 A line drawing of a delivery van.
 A line drawing of a tiger sitting down.	 A line drawing of a vest.	 A line drawing of a volcano with smoke coming out of the top.
 A line drawing of a basket containing several eggs.	 A line drawing of a key.	 A line drawing of a person using a vacuum cleaner.

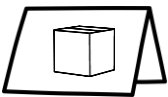
Name: _____





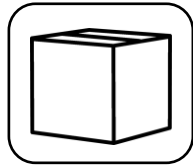

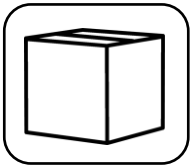

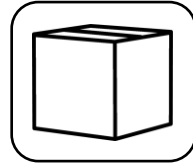

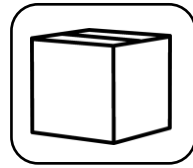

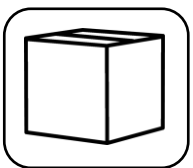

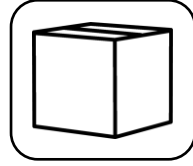

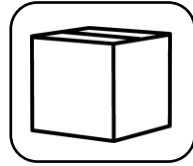

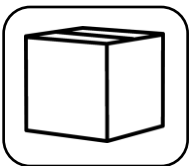
Directions: Listen to the beginning sound. Color the images that have the matching /w/ sound.

Name: _____



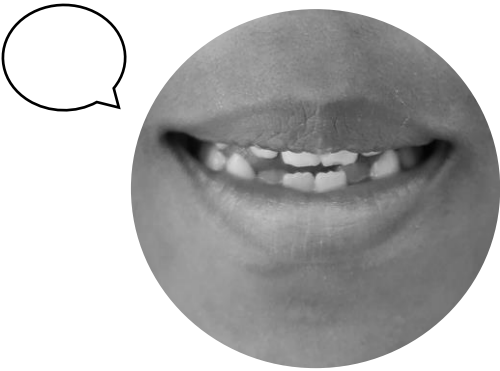














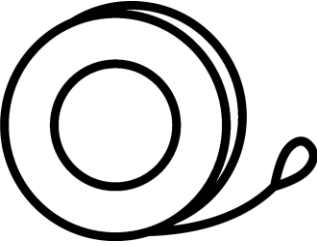

Directions: Listen to the beginning sound. Color the images that have the matching /ks/ sound.

Name: _____



Directions: Listen to the beginning sound. Color the images that have the matching /y/ sound.


















	 	 
 	 	 
 	 	 










Name: _____
























Guided Phonics + Beyond
UNIT 1 CENTER FLIP: /z/


Directions: Listen to the beginning sound. Color the images that have the matching /z/ sound.












	 	 
 	 	 
 	 	 











apple	
alligator	
astronaut	
ax	
act	
bear	
bug	
bag	
baby	
balloon	
cake	











cat	
camel	
castle	
carrot	
dog	
duck	
doe	
dinosaur	
donut	
exit	
exercise	












Ed	
edge	
echo	
fish	
fan	
fire	
feet	
feather	
goat	
gate	
game	

gas	
guitar	
hammer	
house	
heart	
horse	
hat	
igloo	
itch	
insect	
iguana	

invitation	
juggle	
jam	
jeep	
jaguar	
jellyfish	
key	
king	
kite	
kangaroo	
koala	

lion	
leaf	
lamp	
ladder	
ladybug	
monkey	
mouse	
moon	
map	
milk	
nest	

net	
nail	
nose	
nurse	
octopus	
ox	
ostrich	
otter	
office	
pig	
paint	

popcorn	
pizza	
pumpkin	
queen	
quilt	
question	
quarter	
quiet	
rainbow	
ring	
rose	











































robot	
rabbit	
sun	
seal	
soup	
sandwich	
scissors	
turtle	
turkey	
taco	
tiger	

table	
up	
under	
upset	
umbrella	
umpire	
violin	
vest	
van	
vacuum	
volcano	

wave	
water	
window	
wagon	
walrus	
box	
mix	
fix	
six	
wax	
yarn	

yawn	
yogurt	
yo-yo	
yellow	
zebra	
zipper	
zero	
zoo	
zig-zag	



This packet is the property of Tara West of Little Minds at Work and is protected through copyright and trademark registrations. All rights reserved.

No part of this digital download may be reproduced electronically, shared without additional licenses, or placed on the internet for others to access without the prior permission from the publisher, Tara West.

If you are a school district using this download as curriculum for more than one teacher an additional school license will need to be purchased.

Fonts used within this download are intellectual property of Print Designs by Kris.

The clipart images are intellectual property of Laura Strickland of Whimsy Clips and Speaking of Images.

Contact Information

Email: littlemindsatworkLLC@gmail.com

Website: www.littlemindsatwork.org

Store: <http://www.teacherspayteachers.com/Store/Tara-West>