




### A NOTE FROM TARA WEST

Thanks so much for downloading my free Guided Phonics + Beyond supplemental packet: ABC Trace Cards. This packet offers 52 alphabet trace cards. These cards can be used in multiple settings: whole-group instruction, small-group instruction, independent literacy center, and/or at-home supplement. Students will say the letter, trace the letter, and then write the letter using a dry-erase marker. The cards can be printed as designed, printed 2 pages to 1 sheet of paper for ½ the size or placed into a dry-erase sleeve. If you have any additional questions as always, feel free to email me at [littlemindsatworkLLC@gmail.com](mailto:littlemindsatworkLLC@gmail.com), follow me on [Facebook](#), or visit my blog, [Little Minds at Work](#).





Say it.





Trace it.



Write it.

- ▶ Slant down.
- ▶ Slant down.
- ▶ Across.



Say it.





Trace it.



Write it.

- ▶ Curve around.
- ▶ Up. Down.





Say it.





Trace it.



Write it.

- ▶ Down.
- ▶ Curve around.
- ▶ Curve around.



Say it.





Trace it.



Write it.

- ▶ Down. Up.
- ▶ Curve around.





Say it.





Trace it.



Write it.

► Curve around.



Say it.





Trace it.



Write it.

► Curve around.





Say it.





Trace it.



Write it.

- ▶ Down.
- ▶ Curve around.



Say it.





Trace it.



Write it.

- ▶ Curve around.
- ▶ Up, down.





Say it.


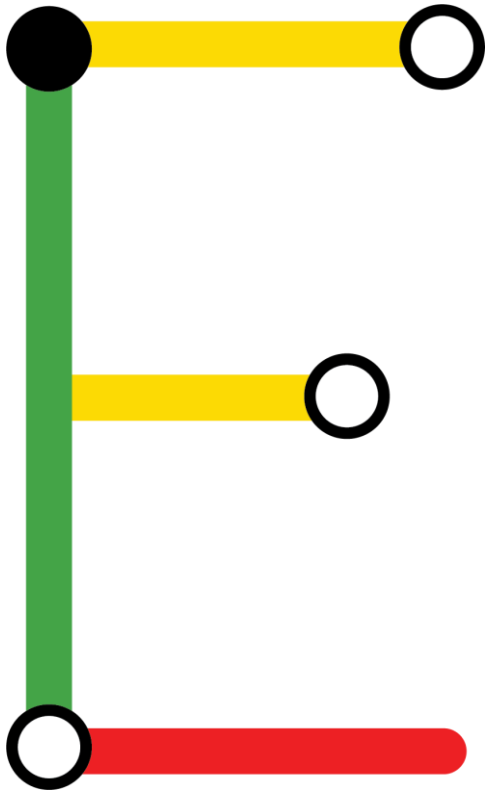


Trace it.



Write it.

- ▶ Down.
- ▶ Across.
- ▶ Across.
- ▶ Across.



Say it.





Trace it.



Write it.

- ▶ Across.
- ▶ Curve around.





Say it.


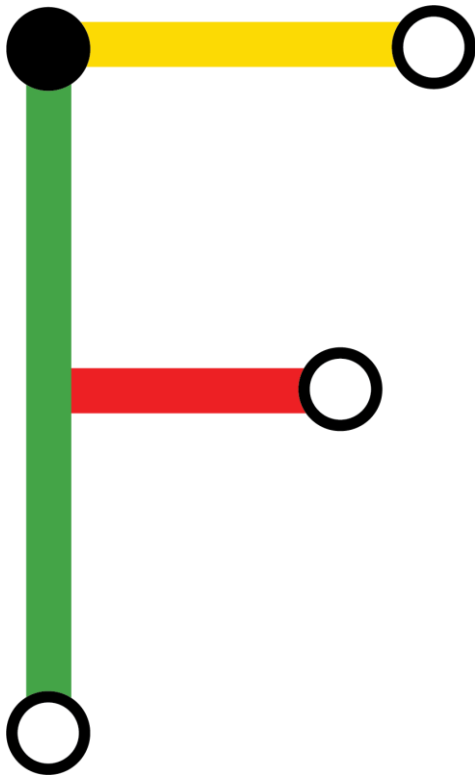


Trace it.



Write it.

- ▶ Down.
- ▶ Across.
- ▶ Across.



Say it.

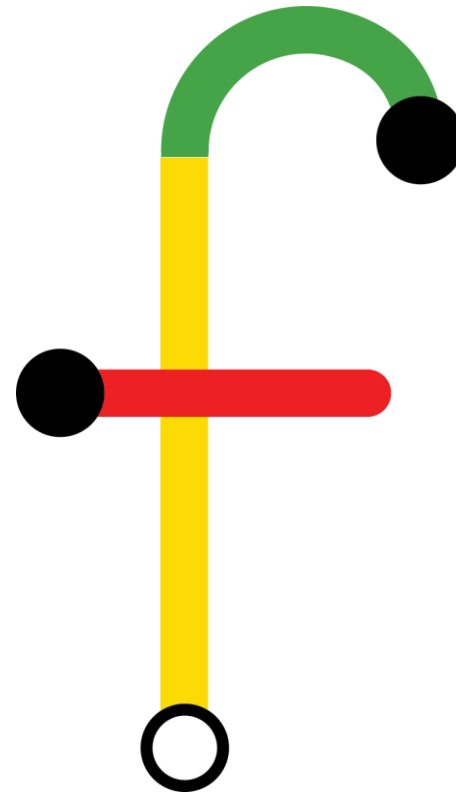



Trace it.



Write it.

- ▶ Curve around.
- ▶ Down.
- ▶ Across.





Say it.





Trace it.



Write it.

- ▶ Curve around.
- ▶ Up.
- ▶ Across.



Say it.




Trace it.




Write it.

- ▶ Curve around.
- ▶ Up.
- ▶ Down. Curve.







Say it.


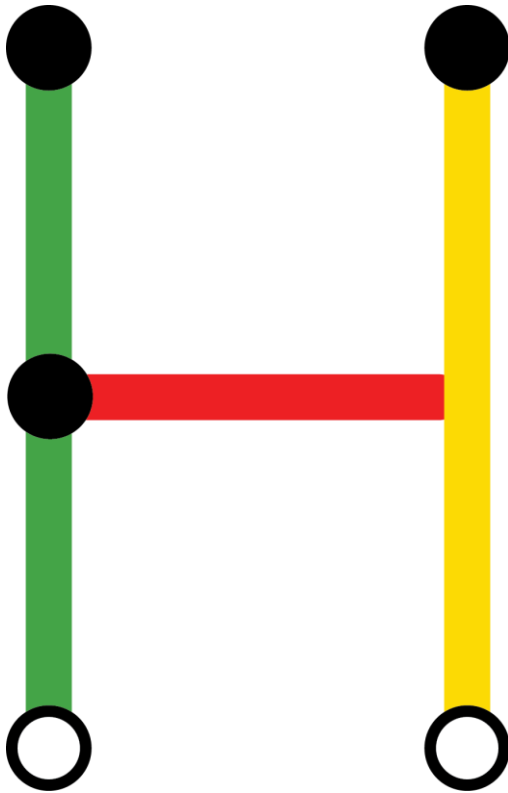


Trace it.



Write it.

- ▶ Down.
- ▶ Down.
- ▶ Across.



Say it.





Trace it.



Write it.

- ▶ Down, up.
- ▶ Curve around.
- ▶ Down.





Say it.


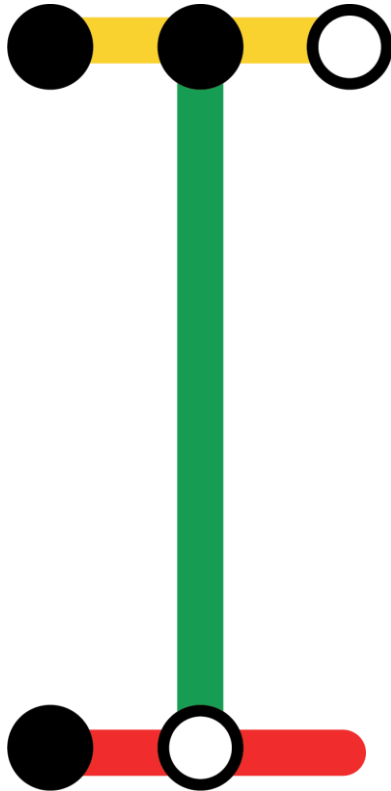


Trace it.



Write it.

- ▶ Down.
- ▶ Across.
- ▶ Across.



Say it.




Trace it.



Write it.

- ▶ Down.
- ▶ Dot.





Say it.


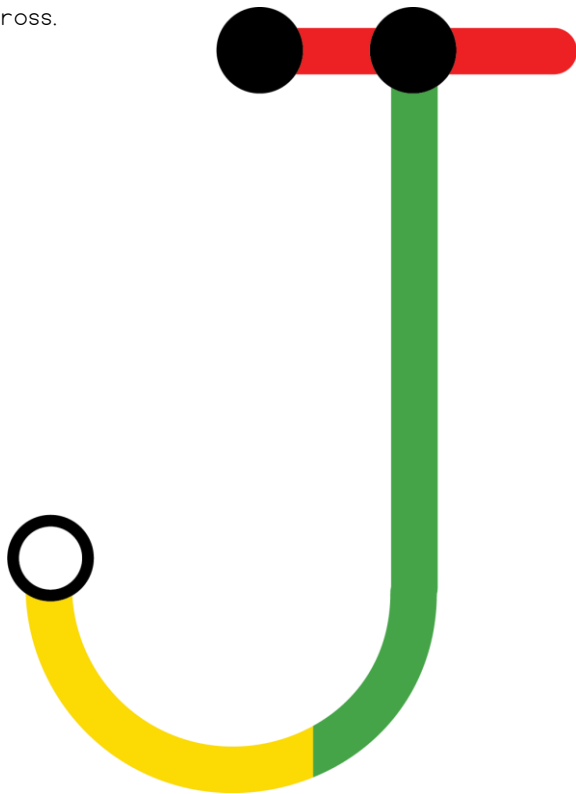


Trace it.



Write it.

- ▶ Down.
- ▶ Curve up.
- ▶ Across.



Say it.

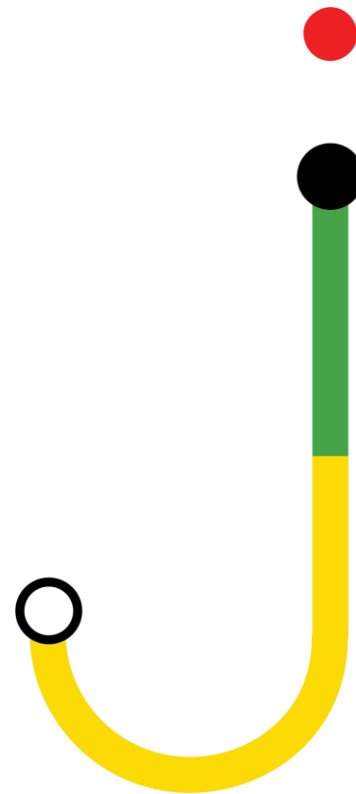



Trace it.



Write it.

- ▶ Down.
- ▶ Curve up.
- ▶ Dot.





Say it.





Trace it.



Write it.

- ▶ Down.
- ▶ Slant in.
- ▶ Slant out.



Say it.





Trace it.



Write it.

- ▶ Down.
- ▶ Slant in.
- ▶ Slant out.





Say it.


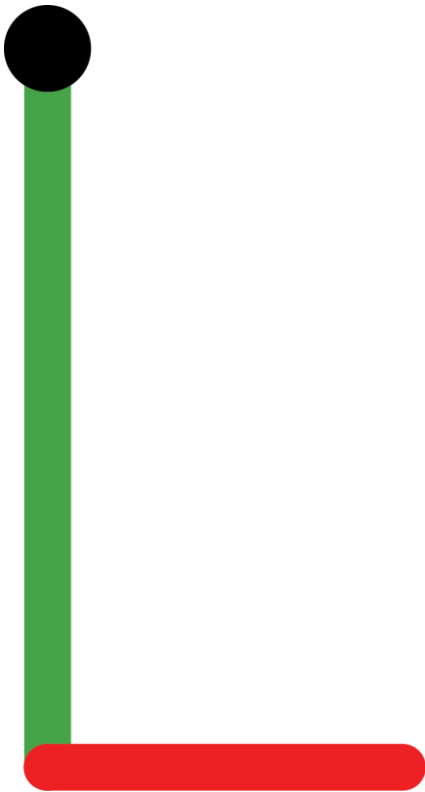


Trace it.



Write it.

▶ Down.  
▶ Across.



Say it.




Trace it.



Write it.

▶ Down.





Say it.





Trace it.



Write it.

- ▶ Down.
- ▶ Slant down.
- ▶ Slant up.
- ▶ Down.



Say it.




Trace it.



Write it.

- ▶ Down, up.
- ▶ Curve around.
- ▶ Curve around.
- ▶ Down.





Say it.




Trace it.



Write it.

- ▶ Down.
- ▶ Slant down.
- ▶ Up.



Say it.





Trace it.



Write it.

- ▶ Down, up.
- ▶ Over, around.
- ▶ Down.





Say it.


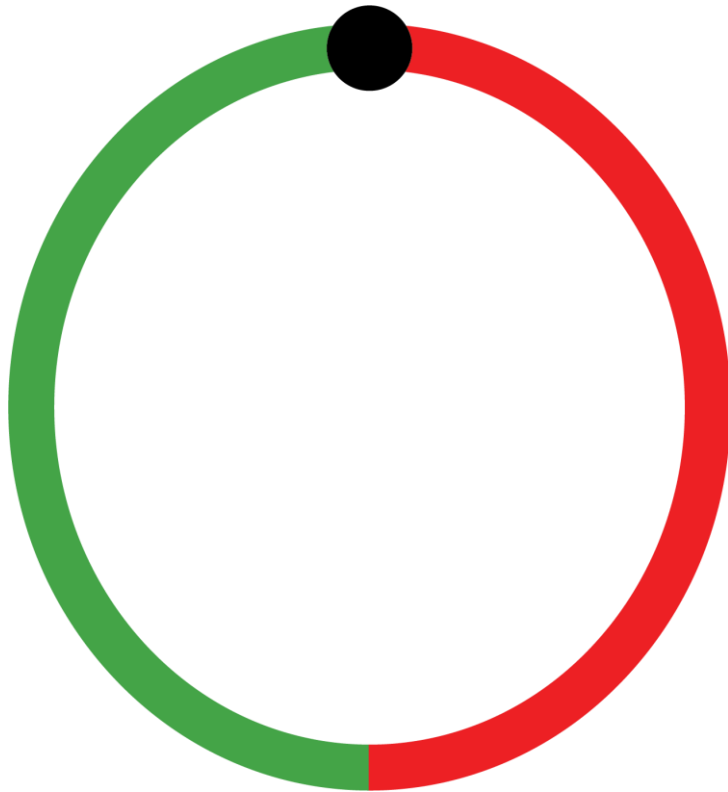


Trace it.



Write it.

- ▶ Curve around.
- ▶ Close.



Say it.

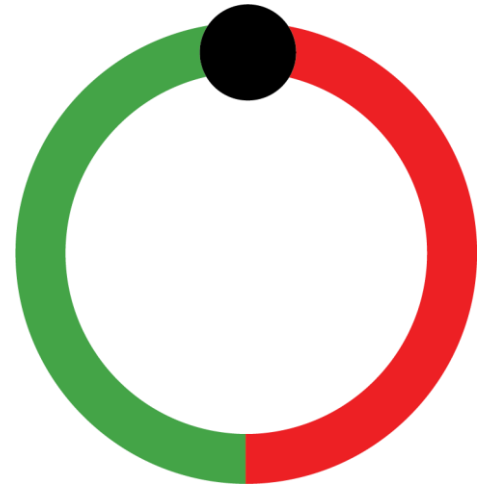


Trace it.




Write it.

- ▶ Curve around.
- ▶ Close.







Say it.





Trace it.



Write it.

- ▶ Down.
- ▶ Curve around.



Say it.





Trace it.



Write it.

- ▶ Down.
- ▶ Curve around.





Say it.





Trace it.



Write it.

- ▶ Curve around.
- ▶ Close.
- ▶ Slant out.



Say it.

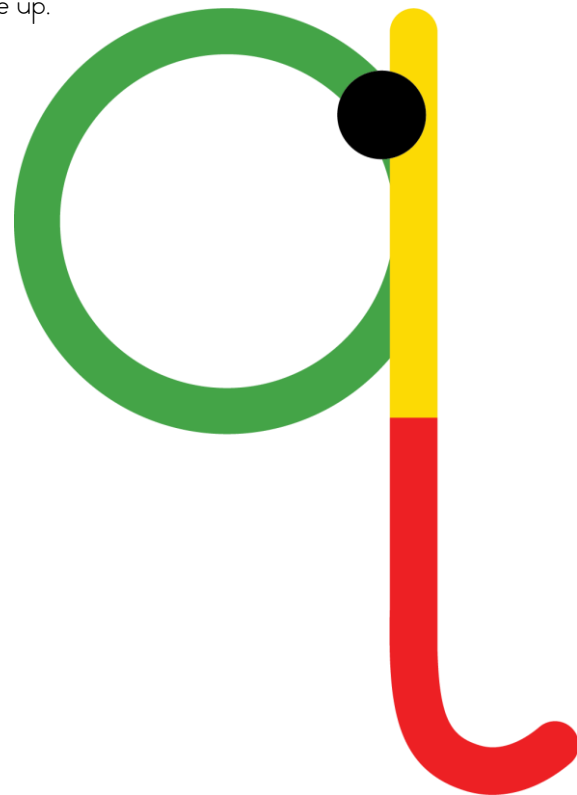



Trace it.



Write it.

- ▶ Curve around.
- ▶ Down.
- ▶ Curve up.





Say it.




Trace it.



Write it.

- ▶ Down.
- ▶ Curve around.
- ▶ Slant out.



Say it.

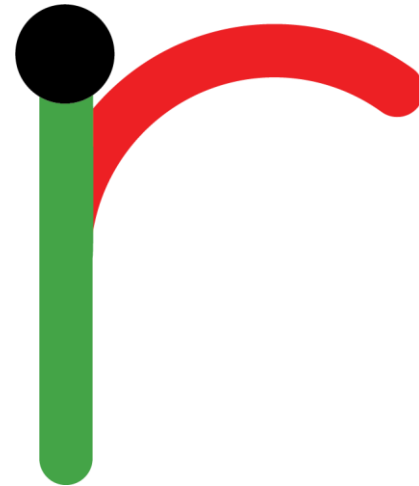



Trace it.



Write it.

- ▶ Down, up.
- ▶ Curve.





Say it.





Trace it.



Write it.

- ▶ Curve around.
- ▶ Curve around.



Say it.





Trace it.



Write it.

- ▶ Curve around.
- ▶ Curve around.





Say it.


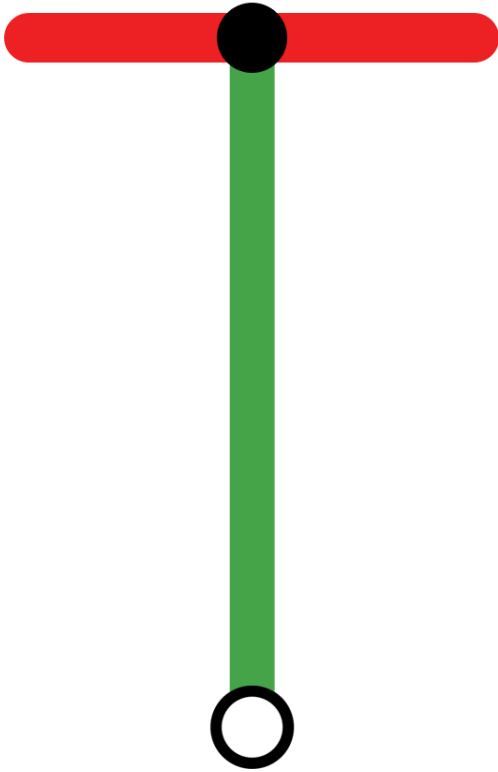


Trace it.



Write it.

▶ Down.  
▶ Across.



Say it.

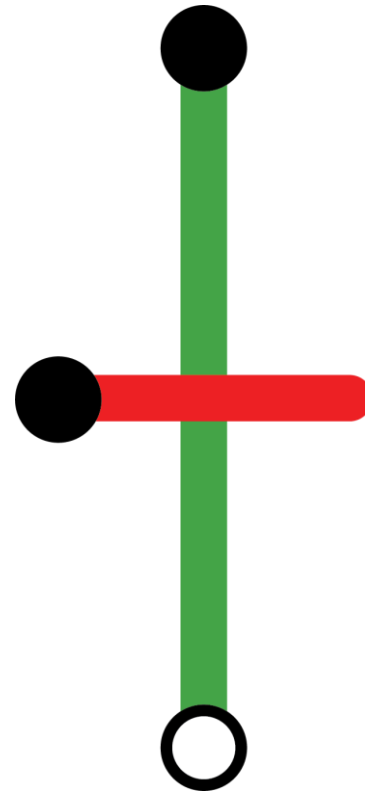



Trace it.



Write it.

▶ Down.  
▶ Across.





Say it.





Trace it.



Write it.

► Curve down and up.



Say it.





Trace it.



Write it.

► Down.  
► Curve up.  
► Down.





Say it.





Trace it.



Write it.

- ▶ Slant down.
- ▶ Slant up.



Say it.




Trace it.



Write it.

- ▶ Slant down.
- ▶ Slant up.





Say it.




Trace it.



Write it.

- ▶ Slant down.
- ▶ Slant up.
- ▶ Slant down.
- ▶ Slant up.



Say it.



Trace it.




Write it.

- ▶ Slant down.
- ▶ Slant up.
- ▶ Slant down.
- ▶ Slant up.







Say it.




Trace it.



Write it.

- ▶ Slant down.
- ▶ Slant down.



Say it.

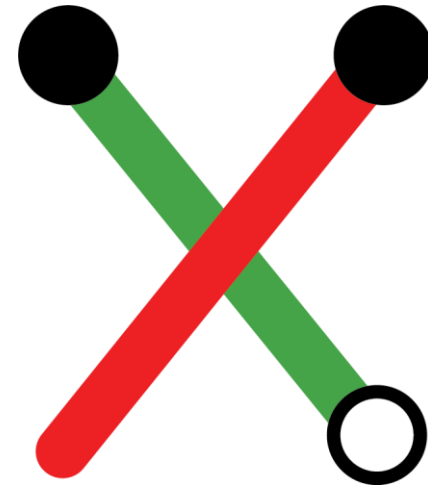



Trace it.



Write it.

- ▶ Slant down.
- ▶ Slant down.





Say it.


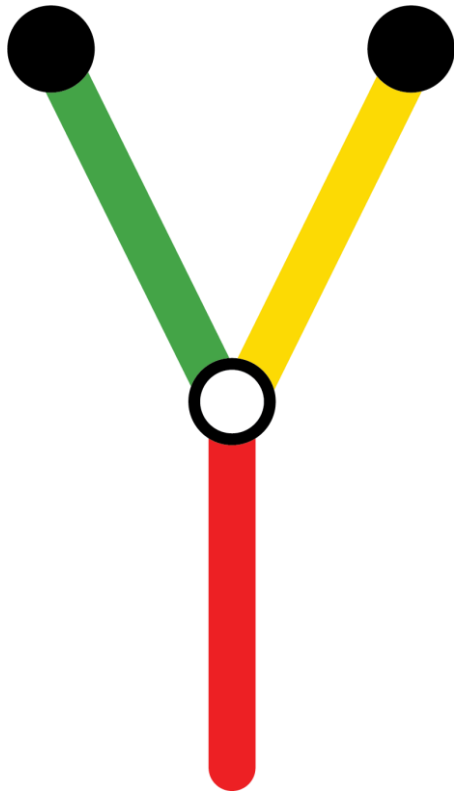


Trace it.



Write it.

- ▶ Slant down.
- ▶ Slant down.
- ▶ Down.



Say it.

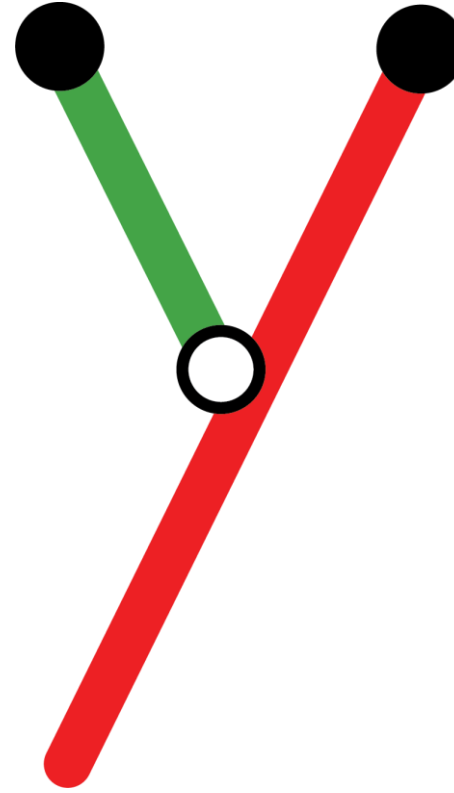



Trace it.



Write it.

- ▶ Slant down.
- ▶ Slant down.





Say it.





Trace it.



Write it.

- ▶ Across.
- ▶ Slant down.
- ▶ Across.



Say it.



Trace it.



Write it.

- ▶ Across.
- ▶ Slant down.
- ▶ Across.



# Guided Phonics + Beyond

The Guided Phonics + Beyond is the property of Tara West and is protected through copyright and trademark registrations. All rights reserved.

No part of this digital download may be reproduced electronically, shared without additional licenses, or placed on the internet for others to access without the prior permission from the publisher, Tara West.

If you are a school district using this download as curriculum for more than one teacher an additional school license will need to be purchased.

Fonts used within this download are intellectual property of Kimberly Geswein and Print Designs by Kris.

The clipart images are intellectual property of Laura Strickland of Whimsy Clip and Bunny on a Cloud.

## Contact Information

Email: [littlemindsatworkLLC@gmail.com](mailto:littlemindsatworkLLC@gmail.com)

Website: [www.littlemindsatwork.org](http://www.littlemindsatwork.org)

Store: <http://www.teacherspayteachers.com/Store/Tara-West>