



Letter Mastery Crown: The crowns can be printed on plain paper (allowing students an opportunity to color) or printed on colored printing paper. The crowns will be attached to sentence strips or 2-inch strips of paper. Trim and staple the strips to each child's head.




I know the letter Aa!

Letter Mastery Crown: The crowns can be printed on plain paper (allowing students an opportunity to color) or printed on colored printing paper. The crowns will be attached to sentence strips or 2-inch strips of paper. Trim and staple the strips to each child's head.




I know the letter Bb!

Letter Mastery Crown: The crowns can be printed on plain paper (allowing students an opportunity to color) or printed on colored printing paper. The crowns will be attached to sentence strips or 2-inch strips of paper. Trim and staple the strips to each child's head.




I know the letter Cc

Letter Mastery Crown: The crowns can be printed on plain paper (allowing students an opportunity to color) or printed on colored printing paper. The crowns will be attached to sentence strips or 2-inch strips of paper. Trim and staple the strips to each child's head.




I know the letter Dd!

Letter Mastery Crown: The crowns can be printed on plain paper (allowing students an opportunity to color) or printed on colored printing paper. The crowns will be attached to sentence strips or 2-inch strips of paper. Trim and staple the strips to each child's head.




Letter Mastery Crown: The crowns can be printed on plain paper (allowing students an opportunity to color) or printed on colored printing paper. The crowns will be attached to sentence strips or 2-inch strips of paper. Trim and staple the strips to each child's head.




I know the letter Ffi

Letter Mastery Crown: The crowns can be printed on plain paper (allowing students an opportunity to color) or printed on colored printing paper. The crowns will be attached to sentence strips or 2-inch strips of paper. Trim and staple the strips to each child's head.




I know the letter Gg!

Letter Mastery Crown: The crowns can be printed on plain paper (allowing students an opportunity to color) or printed on colored printing paper. The crowns will be attached to sentence strips or 2-inch strips of paper. Trim and staple the strips to each child's head.




I know the letter Hh!

Letter Mastery Crown: The crowns can be printed on plain paper (allowing students an opportunity to color) or printed on colored printing paper. The crowns will be attached to sentence strips or 2-inch strips of paper. Trim and staple the strips to each child's head.



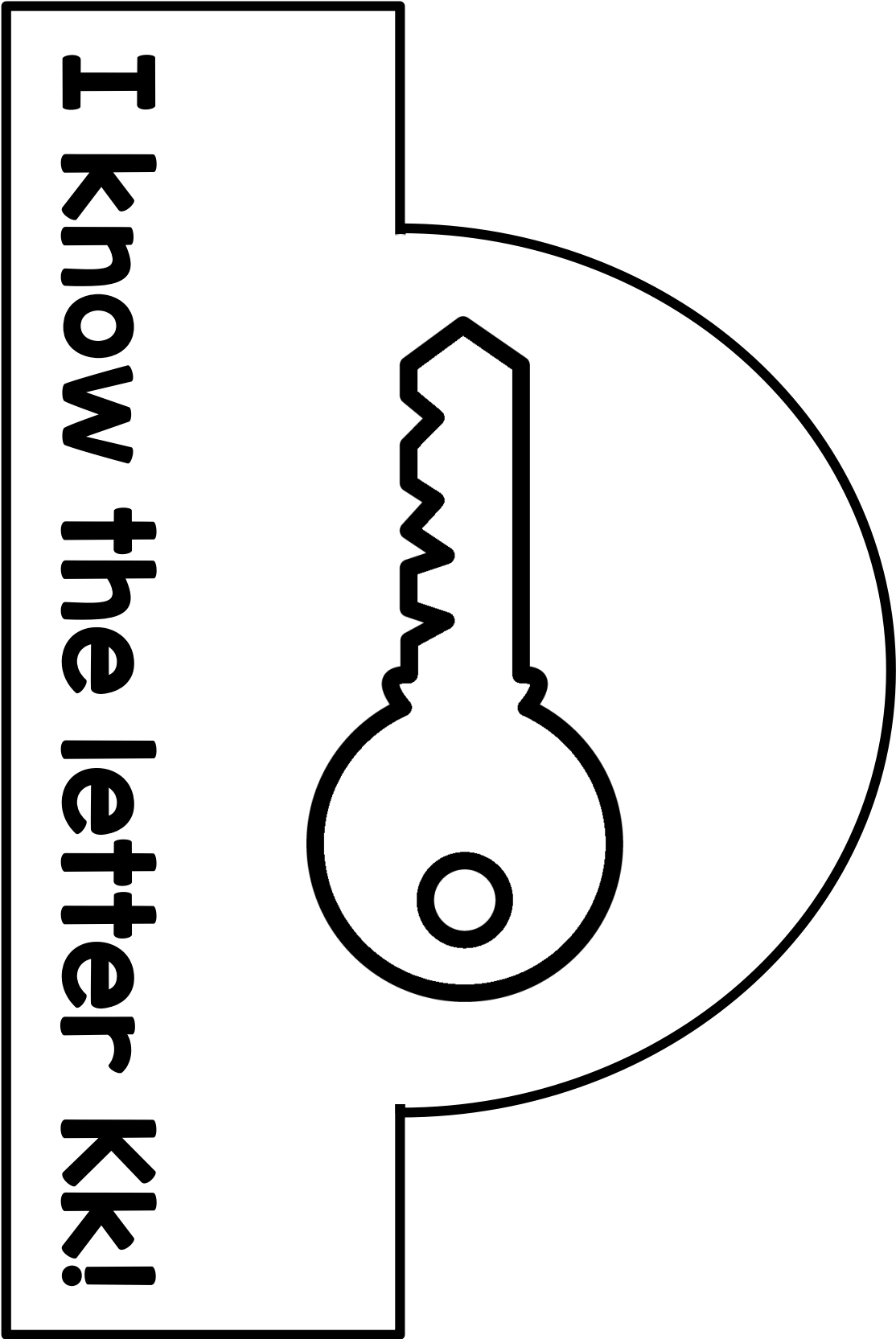
I know the letter I!

Letter Mastery Crown: The crowns can be printed on plain paper (allowing students an opportunity to color) or printed on colored printing paper. The crowns will be attached to sentence strips or 2-inch strips of paper. Trim and staple the strips to each child's head.




I know the letter Jj!

Letter Mastery Crown: The crowns can be printed on plain paper (allowing students an opportunity to color) or printed on colored printing paper. The crowns will be attached to sentence strips or 2-inch strips of paper. Trim and staple the strips to each child's head.




Letter Mastery Crown: The crowns can be printed on plain paper (allowing students an opportunity to color) or printed on colored printing paper. The crowns will be attached to sentence strips or 2-inch strips of paper. Trim and staple the strips to each child's head.




I know the letter L!

Letter Mastery Crown: The crowns can be printed on plain paper (allowing students an opportunity to color) or printed on colored printing paper. The crowns will be attached to sentence strips or 2-inch strips of paper. Trim and staple the strips to each child's head.




I know the letter Mm!

Letter Mastery Crown: The crowns can be printed on plain paper (allowing students an opportunity to color) or printed on colored printing paper. The crowns will be attached to sentence strips or 2-inch strips of paper. Trim and staple the strips to each child's head.




Letter Mastery Crown: The crowns can be printed on plain paper (allowing students an opportunity to color) or printed on colored printing paper. The crowns will be attached to sentence strips or 2-inch strips of paper. Trim and staple the strips to each child's head.




I know the letter Oo!

Letter Mastery Crown: The crowns can be printed on plain paper (allowing students an opportunity to color) or printed on colored printing paper. The crowns will be attached to sentence strips or 2-inch strips of paper. Trim and staple the strips to each child's head.



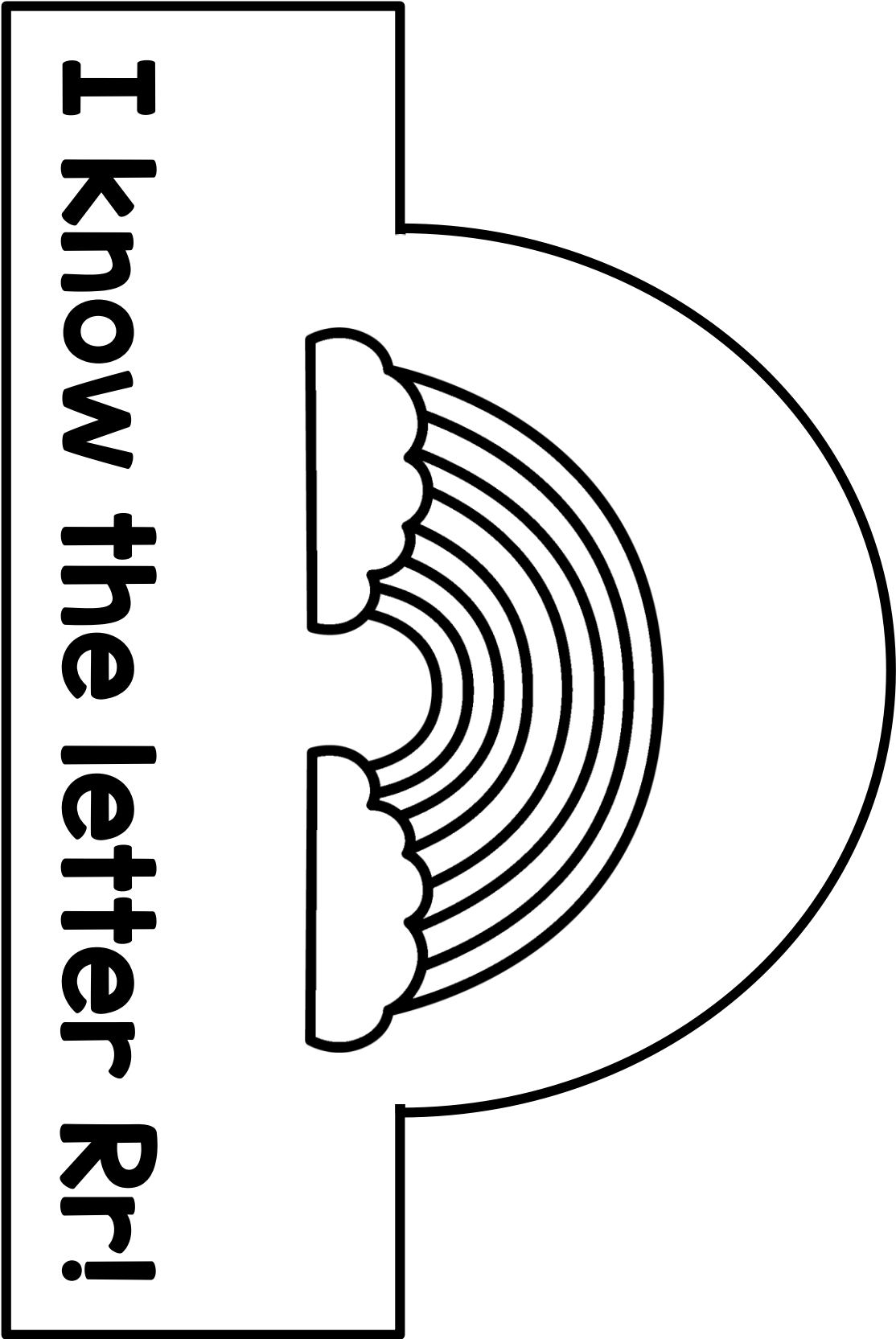
I know the letter Pp!

Letter Mastery Crown: The crowns can be printed on plain paper (allowing students an opportunity to color) or printed on colored printing paper. The crowns will be attached to sentence strips or 2-inch strips of paper. Trim and staple the strips to each child's head.




I know the letter Qq!

Letter Mastery Crown: The crowns can be printed on plain paper (allowing students an opportunity to color) or printed on colored printing paper. The crowns will be attached to sentence strips or 2-inch strips of paper. Trim and staple the strips to each child's head.

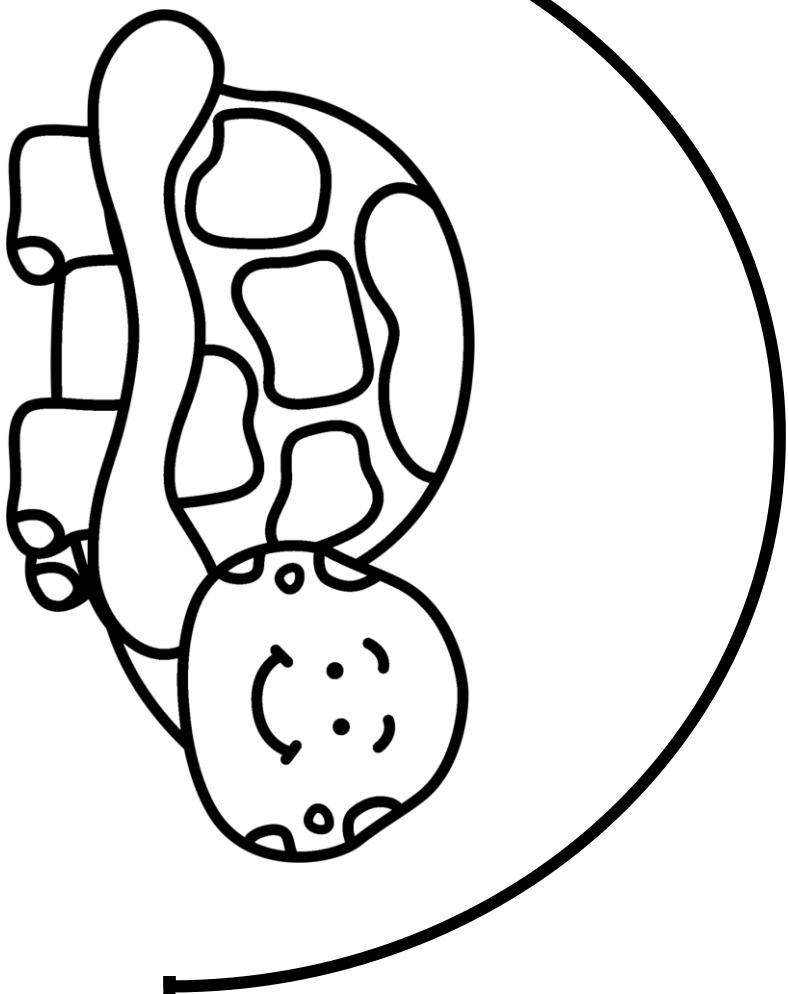


Letter Mastery Crown: The crowns can be printed on plain paper (allowing students an opportunity to color) or printed on colored printing paper. The crowns will be attached to sentence strips or 2-inch strips of paper. Trim and staple the strips to each child's head.




I know the letter S!

Letter Mastery Crown: The crowns can be printed on plain paper (allowing students an opportunity to color) or printed on colored printing paper. The crowns will be attached to sentence strips or 2-inch strips of paper. Trim and staple the strips to each child's head.




I know the letter Tt!

Letter Mastery Crown: The crowns can be printed on plain paper (allowing students an opportunity to color) or printed on colored printing paper. The crowns will be attached to sentence strips or 2-inch strips of paper. Trim and staple the strips to each child's head.



Letter Mastery Crown: The crowns can be printed on plain paper (allowing students an opportunity to color) or printed on colored printing paper. The crowns will be attached to sentence strips or 2-inch strips of paper. Trim and staple the strips to each child's head.



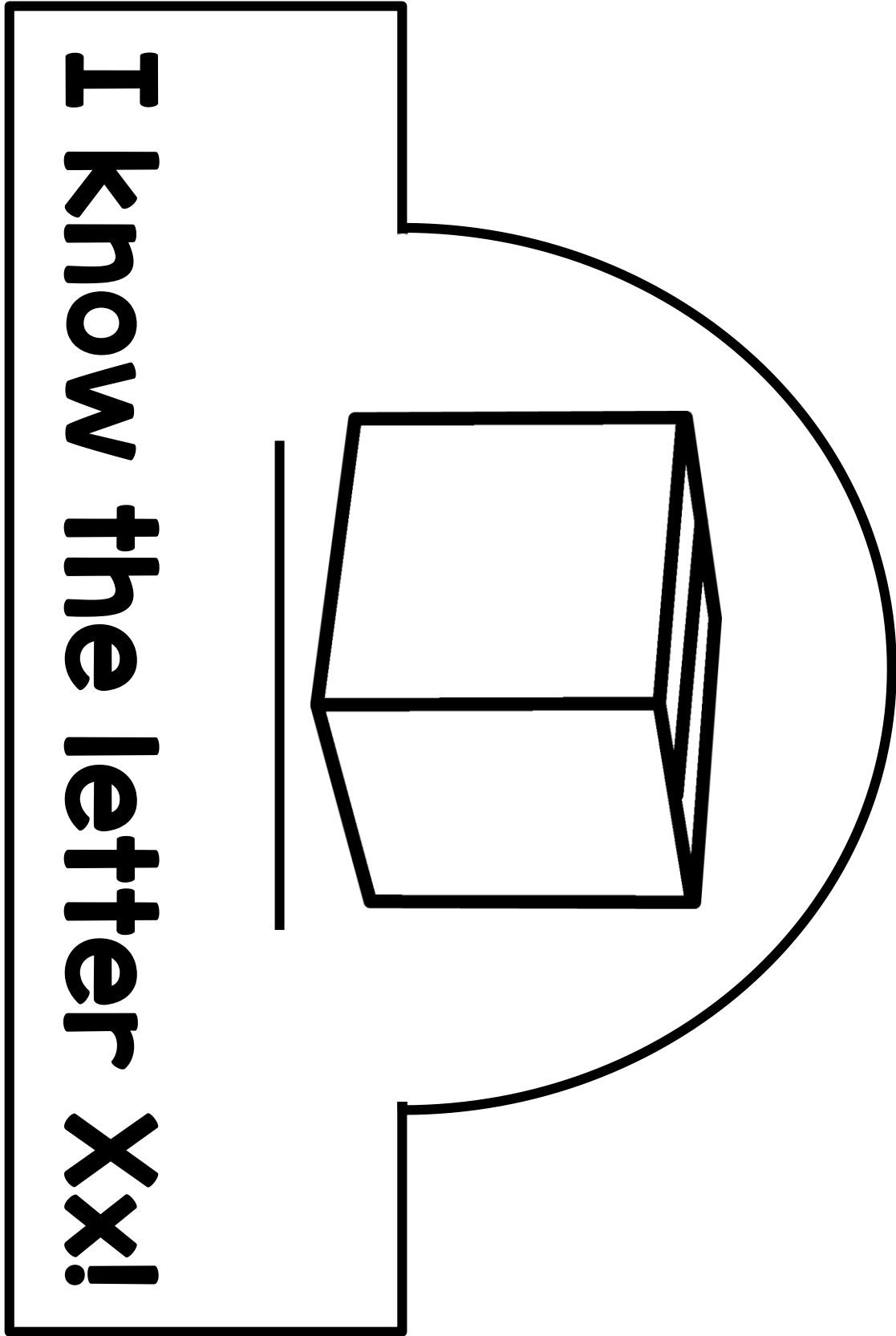
I know the letter Vv!

Letter Mastery Crown: The crowns can be printed on plain paper (allowing students an opportunity to color) or printed on colored printing paper. The crowns will be attached to sentence strips or 2-inch strips of paper. Trim and staple the strips to each child's head.



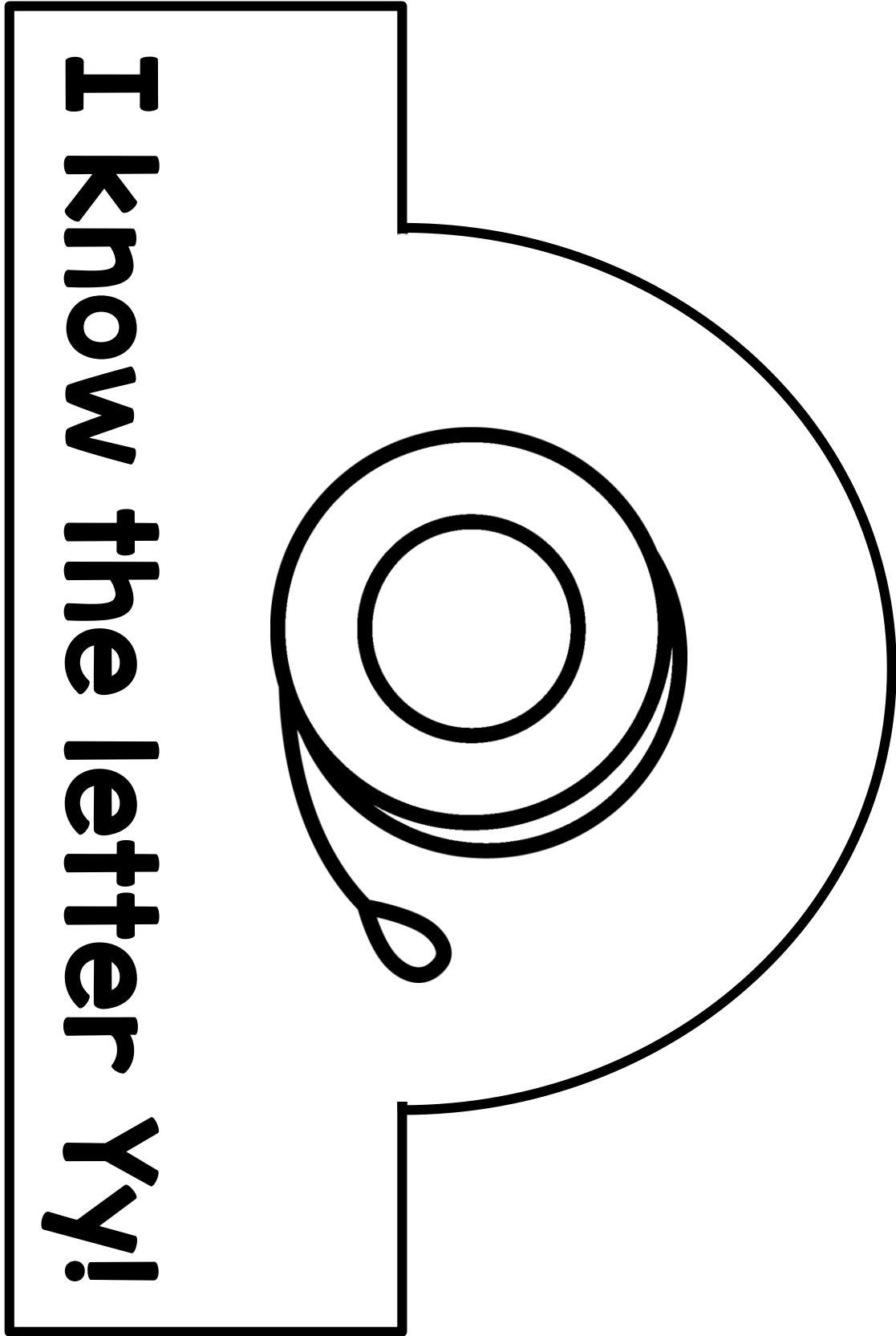
I know the letter Ww!

Letter Mastery Crown: The crowns can be printed on plain paper (allowing students an opportunity to color) or printed on colored printing paper. The crowns will be attached to sentence strips or 2-inch strips of paper. Trim and staple the strips to each child's head.




I know the letter Xx!

Letter Mastery Crown: The crowns can be printed on plain paper (allowing students an opportunity to color) or printed on colored printing paper. The crowns will be attached to sentence strips or 2-inch strips of paper. Trim and staple the strips to each child's head.



Letter Mastery Crown: The crowns can be printed on plain paper (allowing students an opportunity to color) or printed on colored printing paper. The crowns will be attached to sentence strips or 2-inch strips of paper. Trim and staple the strips to each child's head.



I know the letter Zi



This packet is the property of Tara West and is protected through copyright and trademark registrations. All rights reserved.

No part of this digital download may be reproduced electronically, shared without additional licenses, or placed on the internet for others to access without the prior permission from the publisher, Tara West.

If you are a school district using this download as curriculum for more than one teacher an additional school license will need to be purchased.

The clipart images are intellectual property of Laura Strickland of Whimsy Clips.

— Contact Information —

Email: littlemindsatworkLLC@gmail.com

Website: www.littlemindsatwork.org

Store: <http://www.teacherspayteachers.com/Store/Tara-West>