
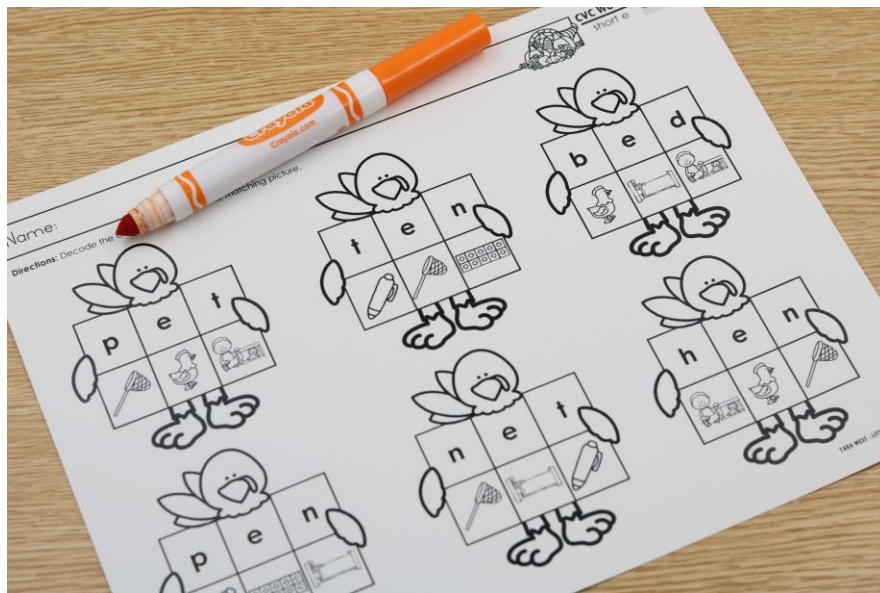



## ■ A NOTE FROM TARA WEST

Thanks so much for downloading the free packet: Thanksgiving Phonics and Math Practice Sheets. This packet offers 20 hands-on and engaging practice sheets. These sheets can be used in multiple settings: whole-group instruction, small-group instruction, intervention group, independent math center, and/or at-home supplement. Students will work on beginning sounds, CVC words, and counting sets within 10. If you have any additional questions as always, feel free to email me at [littlemindsatworkLLC@gmail.com](mailto:littlemindsatworkLLC@gmail.com), follow me on [Facebook](#), or visit my blog, [Little Minds at Work](#).




Name: \_\_\_\_\_




**SOUNDS**  
Aa, Bb


**ABC**


**Directions:** Color the matching beginning sound pictures.




**Aa**








**Bb**





Name: \_\_\_\_\_



**SOUNDS**  
Cc, Dd

ABC

**Directions:** Color the matching beginning sound pictures.

**Cc**

Inside the box are line drawings of: a cat, a camel, a cake, a carrot, a castle, a donut, a dog, a deer, a dinosaur, and a duck.

**Dd**

Inside the box are line drawings of: a deer, a donut, a dinosaur, a duck, a dog, a deer, a dinosaur, a duck, a dog, a deer, a dinosaur, and a duck.


Name: \_\_\_\_\_













**SOUNDS**  
Ee, Ff


**ABC**


**Directions:** Color the matching beginning sound pictures.












**Ee**








**Ff**






Name: \_\_\_\_\_










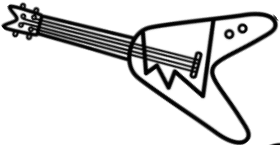


**SOUNDS**  
Gg, Hh


ABC


**Directions:** Color the matching beginning sound pictures.










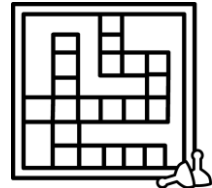


# Gg








# Hh





Name: \_\_\_\_\_



**SOUNDS**







li, Jj

**ABC**




**Directions:** Color the matching beginning sound pictures.



**Ii**



**Jj**



Name: \_\_\_\_\_



**SOUNDS**  
Kk, Ll

ABC

**Directions:** Color the matching beginning sound pictures.

**Kk**

**Ll**




Name: \_\_\_\_\_



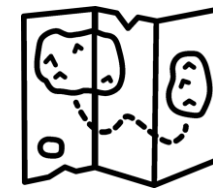








**SOUNDS**  
Mm, Nn


**ABC**


**Directions:** Color the matching beginning sound pictures.





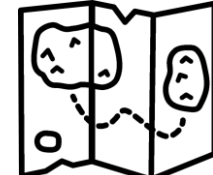






# Mm








# Nn









Name: \_\_\_\_\_



**SOUNDS**  
Oo, Pp

ABC

**Directions:** Color the matching beginning sound pictures.



Name: \_\_\_\_\_





**SOUNDS**

Qq, Rr

ABC

**Directions:** Color the matching beginning sound pictures.



Name: \_\_\_\_\_



**SOUNDS**  
Ss, Tt

ABC

**Directions:** Color the matching beginning sound pictures.

**Ss**

This page features a large turkey head at the top and two large feet at the bottom. In the center is a square frame containing ten small line drawings. The letter 'Ss' is written in the top left corner of the frame. The drawings include: a seal holding a beach ball, a smiling sun, a taco, a four-legged table, a sandwich, a turkey, a tiger, a turtle, a pair of scissors, and a bowl of soup with a spoon.

**Tt**

This page features a large turkey head at the top and two large feet at the bottom. In the center is a square frame containing ten small line drawings. The letter 'Tt' is written in the top left corner of the frame. The drawings include: a pair of scissors, a taco, a turtle, a sandwich, a smiling sun, a tiger, a four-legged table, a turkey, a bowl of soup with a spoon, and a seal holding a beach ball.



Name: \_\_\_\_\_



**SOUNDS**  
Uu, Vv





**ABC**

**Directions:** Color the matching beginning sound pictures.



**Uu**

**Vv**




Name: \_\_\_\_\_




**SOUNDS**  
Vv, Ww


**ABC**


**Directions:** Color the matching beginning sound pictures.




**Vv**








**Ww**





Name: \_\_\_\_\_



**SOUNDS**  
Yy, Zz

**ABC**

**Directions:** Color the matching beginning sound pictures.

**Yy**

**Zz**

Name: \_\_\_\_\_



**CVC WORDS**  
short a

**ABC**

**Directions:** Decode the CVC word and color the matching picture.

m	a	t

m	a	p

p	a	t

t	a	p

s	a	p

s	a	t









Name: \_\_\_\_\_



**CVC WORDS**  
short i

**ABC**

**Directions:** Decode the CVC word and color the matching picture.



Name: \_\_\_\_\_



**CVC WORDS**  
short o

**ABC**

**Directions:** Decode the CVC word and color the matching picture.

c o t

bench pot tricycle

p o p

paint pot spinning top

p o t

pot paint tricycle

p o d

pot tricycle paint

m o p

paint bench tricycle

t o p

pot paint spinning top







Name: \_\_\_\_\_



**CVC WORDS**  
short u

**ABC**

**Directions:** Decode the CVC word and color the matching picture.









Name: \_\_\_\_\_



**CVC WORDS**  
short e

**ABC**

**Directions:** Decode the CVC word and color the matching picture.



Name: \_\_\_\_\_




**COUNTING**

1-5


54  
184

**Directions:** Color the matching number of turkeys.


5




3




2



4



1



Name: \_\_\_\_\_




**COUNTING**  
6-10


54

**Directions:** Color the matching number of turkeys.


8




10




7



9



6





This packet is the property of Tara West and is protected through copyright and trademark registrations. All rights reserved.

No part of this digital download may be reproduced electronically, shared without additional licenses, or placed on the internet for others to access without the prior permission from the publisher, Tara West.

If you are a school district using this download as curriculum for more than one teacher an additional school license will need to be purchased.

Fonts used within this download are intellectual property of Kimberly Geswein and Print Designs by Kris.

The clipart images are intellectual property of [Laura Strickland of Whimsy Clips](#).

#### Contact Information

Email: [littlemindsatworkLLC@gmail.com](mailto:littlemindsatworkLLC@gmail.com)

Website: [www.littlemindsatwork.org](http://www.littlemindsatwork.org)

Store: <http://www.teacherspayteachers.com/Store/Tara-West>