


SCIENCE OF READING TOM DECODABLES




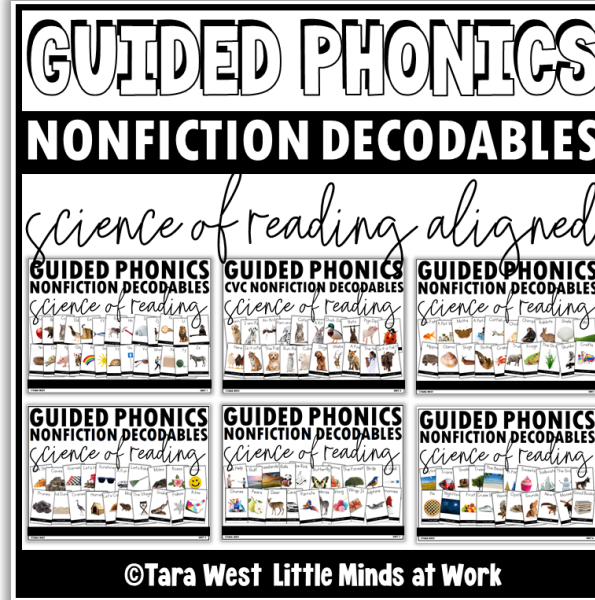

A NOTE FROM TARA WEST

The Science of Reading: Tom Decodables were written with special detail to every reader. These decodables were designed to include best practices for the Science of Reading. These books can be used alongside any small-group curriculum. View the scope and sequence to note decodable words, decodable high frequency words, and irregular high frequency words in each reader. Each reader has an embedded review on the back cover. On the back cover, students will review letters/sounds found in the decodable, high frequency words, and decodable words. There are also embedded comprehension questions found on the back cover for quick check-ins with students. Along with each decodable book, there is matching all-in-one decodable sheet. Choose between the readers or the all-in-one sheets.

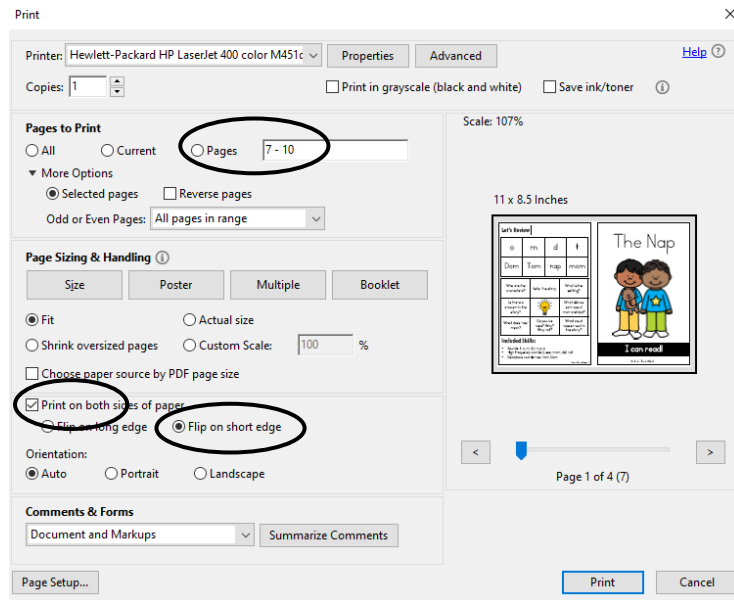
I would love to connect with you! Find me here:

Email **Website**
Instagram **Facebook**
Facebook Group

ADDITIONAL DECODABLE BUNDLES



Printing DOUBLE SIDED Easy Readers: It is very important to follow a few quick printing tips. You can view a tutorial video [HERE](#)! First, you will type in the page numbers you wish to print. Next, select "fit". This will help the reader to fill the entire page and leave minimal white space. Then, select "print on both sides". Be sure to also select "flip on short edge". Lastly, select for the reader to print. NOTE: The books are best printed using Adobe Reader. Adobe Reader is a **free download**. The book will print out on two sheets of paper. You will simply fold the books. Double staple on the left side (optional).



Printing MINI Readers: Follow the steps below to prep the mini readers. You can view a tutorial video [HERE](#)!

Fold landscape.



Fold portrait.



Cut along the line.



Unopen the sheet.



Quarter Fold.



Let's Review


w	h	F	L
G	b	g	W
H	I	B	f




feathers



beak



legs



wings




hat




gobble


Turkeys



I can read!




F, f, f.




G, g, g.






H, h, h.




B, b, b.





L, l, l.




W, w, w.



Let's Review

w	h	F	L
G	b	g	W
H	I	B	f



feathers



beak



legs



wings




hat




gobble


Turkeys



I can read!




F, f, f.




G, g, g.






H, h, h.




B, b, b.






L, l, l.




W, w, w.





Name: _____





Reader:
Turkeys

F, f, f. 
• • •

W, w, w. 
• • •

B, b, b. 
• • •


H, h, h. 
• • •

L, l, l. 
• • •

G, g, g. 
• • •


Let's Review

w	h	F	L
G	b	g	W
H	I	B	f




Guided Phonics • Beyond Unit 1

Turkeys



I can read!


Author: Tara West



F, f, f.

• • •

1




B, b, b.

• • •

2


9

g, g, g.




5

H, h, h.




h

W, w, w.




ε

L, l, l.



Turkeys




I can read!

Author: Tara West




F, f, f.
• • •

1




B, b, b.
• • •

2




L, l, l.
• • •

3




W, w, w.
• • •

4



H, h, h.
• • •

5







G, g, g.
• • •

6


Let's Review

w	h	F	L
G	b	g	W
H	l	B	f

 feathers	 beak	 legs
 wings	 hat	 gobble

Let's Review

t	m	o	h
tom	hen	run	sit
the	see	look	to

What animal did we discover?	What can the turkeys do?	What is another word for peck?
What is the name for a male turkey?		What is the name for a female turkey?
What is a fact about turkeys?	What is an opinion about turkeys?	What's something new you learned?

Tom



I can read!



I can see a tom
and a hen.



The hen can run
to the tom.



A tom can see the
hen.



A tom can peck.



Look up at the tom.



The hen can sit on
it.

Tom

I can see a tom and a hen.

A tom can peck.

Look up at the tom.

The hen can sit on it.


A tom can see the hen.

The hen can run to the tom.



Let's Review

t	m	o	h
tom	hen	run	sit
the	see	look	to

What animal did we discover?	What can the turkeys do?	What is another word for peck?
What is the name for a male turkey?		What is the name for a female turkey?
What is a fact about turkeys?	What is an opinion about turkeys?	What's something new you learned?

UNIT 2 | Review

Tom



I can read!

Author: Tara West



I can see a tom
and a hen.

1



A tom can peck.

2

9



The hen can run
to the tom.



A tom can see the
hen.

5

h



The hen can sit on
it.

3



Look up at the tom.

Tom



I can read!

Author: Tara West



I can see a tom
and a hen.

1



A tom can peck.

2



Look up at the tom.

3



The hen can sit on
it.

4



A tom can see the
hen.

5




The hen can run
to the tom.

6


Let's Review

t	m	o	h
tom	hen	run	sit
the	see	look	to

What animal did we discover?	What can the turkeys do?	What is another word for peck?
What is the name for a male turkey?		What is the name for a female turkey?
What is a fact about turkeys?	What is an opinion about turkeys?	What's something new you learned?

Let's Review

h	n	m	t
yum	pot	yam	cob


Who are the characters in the story?	What type of animal did we read about?	What do the characters do?
What is a yam?		What happens to the pot?
What might you cook in a pot?	How do the characters feel about the food?	Retell the story.

Included Skills:

- Focus Skill: CVC words
- High frequency words: look, said, the, a, and, can, is, in, it
- Decodable words: Tom, Hen, yum, set, yam, pot, hot, cob, get


Guided Phonics Review Lesson

Tom and Hen




I can read!


Author: Tara West




Look at Tom and
Hen.




"Yum," said Tom
and Hen.




Tom can set a yam
in it.



Tom can get the
pot.




The pot is hot,
hot, hot.



Hen can set a cob
in it.

Let's Review


h	n	m	t
yum	pot	yam	cob

Who are the characters in the story?	What type of animal did we read about?	What do the characters do?
What is a yam?		What happens to the pot?
What might you cook in a pot?	How do the characters feel about the food?	Retell the story.


Included Skills:

- Focus Skill: CVC words
- High frequency words: look, said, the, a, and, can, is, in, it
- Decodable words: Tom, Hen, yum, set, yam, pot, hot, cob, get


Tom and Hen




I can read!




Look at Tom and
Hen.




"Yum," said Tom
and Hen.




Tom can set a yam
in it.



Tom can get the
pot.



The pot is hot,
hot, hot.



Hen can set a cob
in it.

Name: _____

CVC Reader:

Tom and Hen

Look at Tom and Hen.


Tom can get the pot.

The pot is hot, hot, hot.

Hen can set a cob in it.


Tom can set a yam in it.

"Yum," said Tom and Hen.



Let's Review

h	n	m	t
yum	pot	yam	cob


Who are the characters in the story?	What type of animal did we read about?	What do the characters do?
What is a yam?		What happens to the pot?
What might you cook in a pot?	How do the characters feel about the food?	Retell the story.

Included Skills:

- Focus Skill: CVC words
- High frequency words: look, said, the, a, and, can, is, in, it
- Decodable words: Tom, Hen, yum, set, yam, pot, hot, cob, get


Guided Phonics Review Lesson

Tom and Hen




I can read!

Author: Tara West



Look at Tom and
Hen.


1



Tom can get the
pot.


2

9




"Yum," said Tom
and Hen.

5




Tom can set a yam
in it.

h




Hen can set a cob
in it.

3




The pot is hot,
hot, hot.

Tom and Hen




I can read!

Author: Tara West




Look at Tom and
Hen.

1




Tom can get the
pot.

2




The pot is hot,
hot, hot.

3




Hen can set a cob
in it.

4



Tom can set a yam
in it.

5




"Yum," said Tom
and Hen.

6

Let's Review

h	n	m	t
yum	pot	yam	cob

Who are the characters in the story?	What type of animal did we read about?	What do the characters do?
What is a yam?		What happens to the pot?
What might you cook in a pot?	How do the characters feel about the food?	Retell the story.

Included Skills:

- Focus Skill: CVC words
- High frequency words: look, said, the, a, and, can, is, in, it
- Decodable words: Tom, Hen, yum, set, yam, pot, hot, cob, get

Guided Phonics Review Lesson

Guided Phonics + Beyond

Guided Phonics + Beyond is the property of Tara West and is protected through copyright and trademark registrations. All rights reserved.

No part of this digital download may be reproduced electronically, shared without additional licenses, or placed on the internet for others to access without the prior permission from the publisher, Tara West.

If you are a school district using this download as curriculum for more than one teacher an additional school license will need to be purchased.

Fonts used within this download are intellectual property of **Print Designs by Kris**.

The clipart images are intellectual property of **Laura Strickland of Whimsy Clips**.

Contact Information

Email: littlemindsatworkLLC@gmail.com

Website: www.littlemindsatwork.org

Store: <http://www.teacherspayteachers.com/Store/Tara-West>