

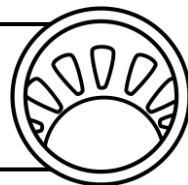


## A NOTE FROM TARA WEST













Thanks so much for downloading my free supplemental packet: *INSTANT Summer Number Sense Sheets*. This packet offers 15 number sense printable practice sheets. These cards can be used in multiple settings: whole-group instruction, small-group instruction, independent math center, and/or at-home supplement. Students will work numbers to 10 and numbers 20. If you have any additional questions as always, feel free to email me at [littlemindsatworkLLC@gmail.com](mailto:littlemindsatworkLLC@gmail.com), follow me on [Facebook](#), or visit my blog, [Little Minds at Work](#).




# Name: \_\_\_\_\_



Directions: Count and write the matching number.




# Name:




Directions: Count and write the matching number.


10 and




10 and




10 and




10 and




10 and




10 and




10 and




10 and




10 and




10 and



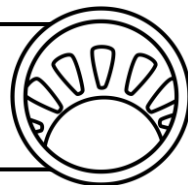
10 and



10 and




# Name:





Directions: Count and write the matching number.


10 and




10 and



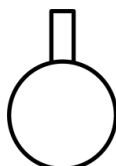




10 and





10 and




10 and




10 and




# Name: \_\_\_\_\_




Directions: Count and circle the matching number.




|   |   |
|---|---|
| 8 | 6 |
|---|---|




|   |   |
|---|---|
| 1 | 2 |
|---|---|




|   |    |
|---|----|
| 9 | 10 |
|---|----|




|   |   |
|---|---|
| 4 | 5 |
|---|---|




|    |   |
|----|---|
| 10 | 8 |
|----|---|




|   |   |
|---|---|
| 9 | 6 |
|---|---|




|   |   |
|---|---|
| 1 | 0 |
|---|---|




|   |   |
|---|---|
| 7 | 9 |
|---|---|




|   |   |
|---|---|
| 6 | 5 |
|---|---|



|   |    |
|---|----|
| 0 | 10 |
|---|----|

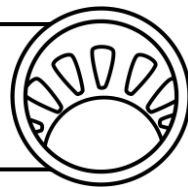


|   |   |
|---|---|
| 4 | 3 |
|---|---|




|    |   |
|----|---|
| 10 | 9 |
|----|---|

# Name:



Directions: Count and circle the matching number.


10 and



15

13


10 and



10

20


10 and



18

20


10 and



16

15


10 and



19

17


10 and



12

15


10 and



18

14


10 and



19

18

10 and



19

14


10 and



13

11


10 and



10

18

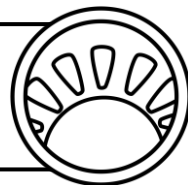
10 and



12


15

# Name:




Directions: Draw sun rays to match.


2




3




0




5



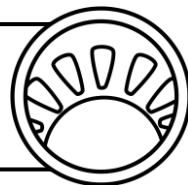
4



1




# Name:




Directions: Draw sun rays to match.


9




6




5




8



10

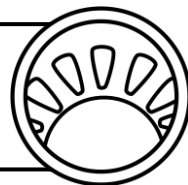


7






Name: \_\_\_\_\_




Directions: Draw sun rays to match.


12




13




10




15



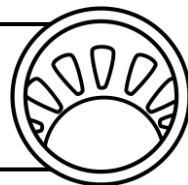
14



11




# Name:




Directions: Draw sun rays to match.


19




16




15




18



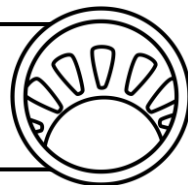
20



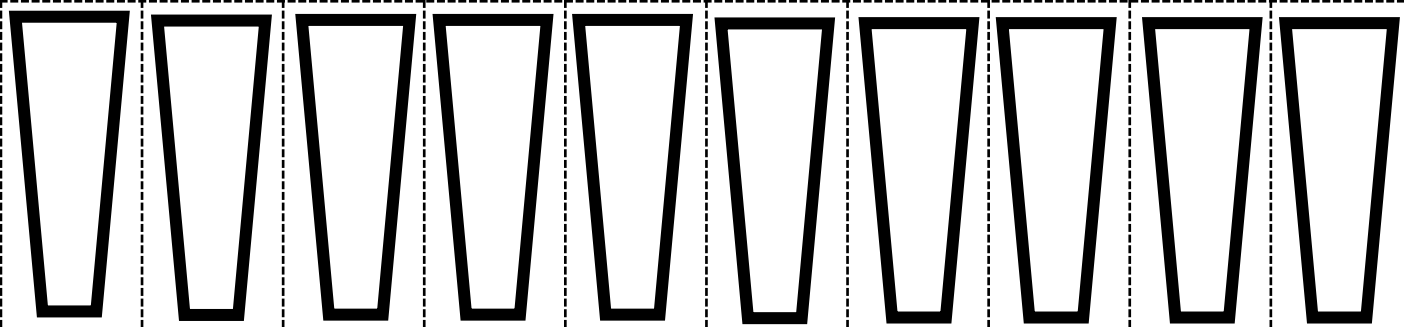
17



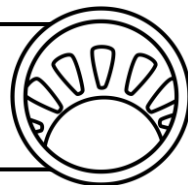
Name: \_\_\_\_\_



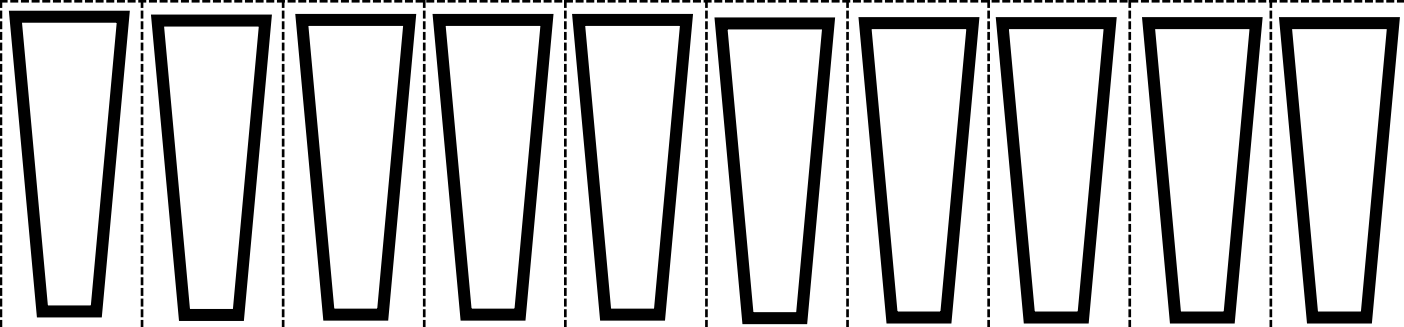

Directions: Cut and glue the matching number of sun rays



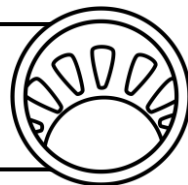
Name: \_\_\_\_\_



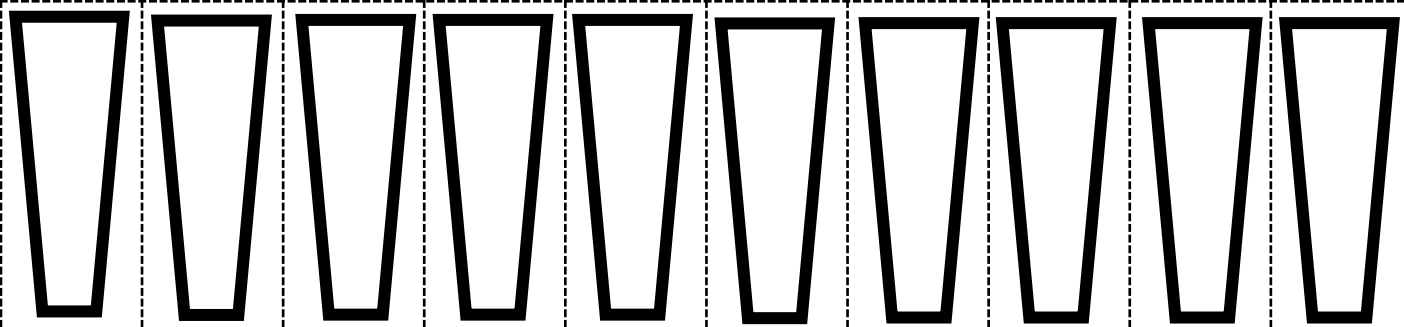

Directions: Cut and glue the matching number of sun rays



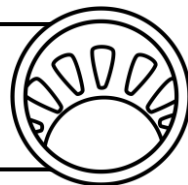
Name: \_\_\_\_\_



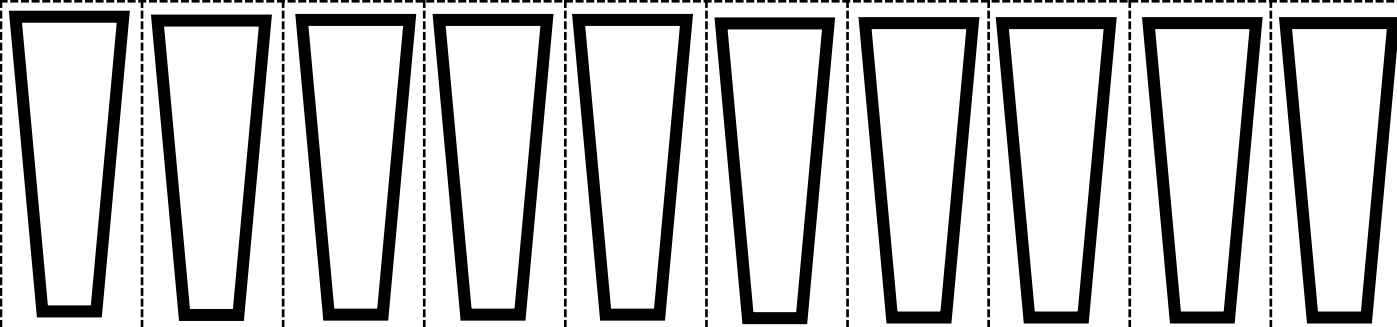

Directions: Cut and glue the matching number of sun rays



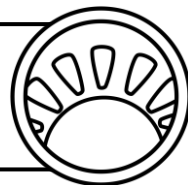
Name: \_\_\_\_\_



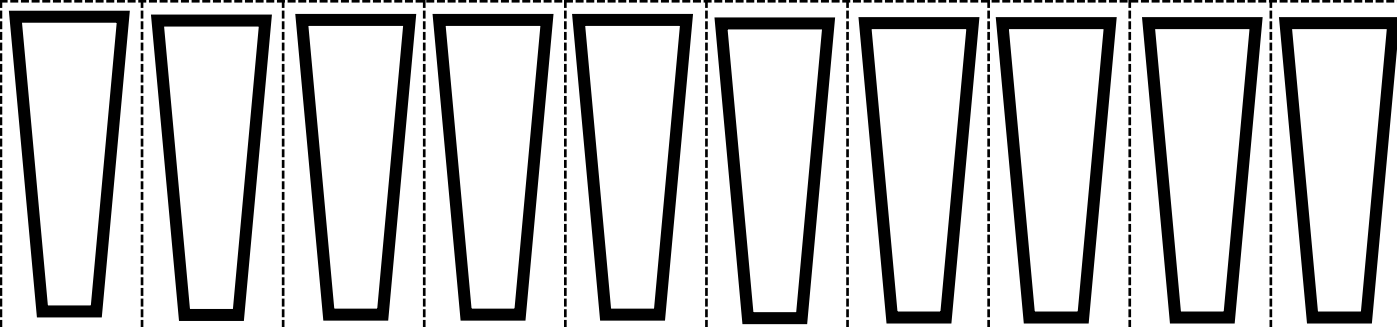

Directions: Cut and glue the matching number of sun rays



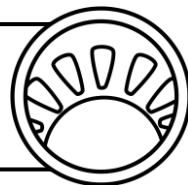
Name: \_\_\_\_\_



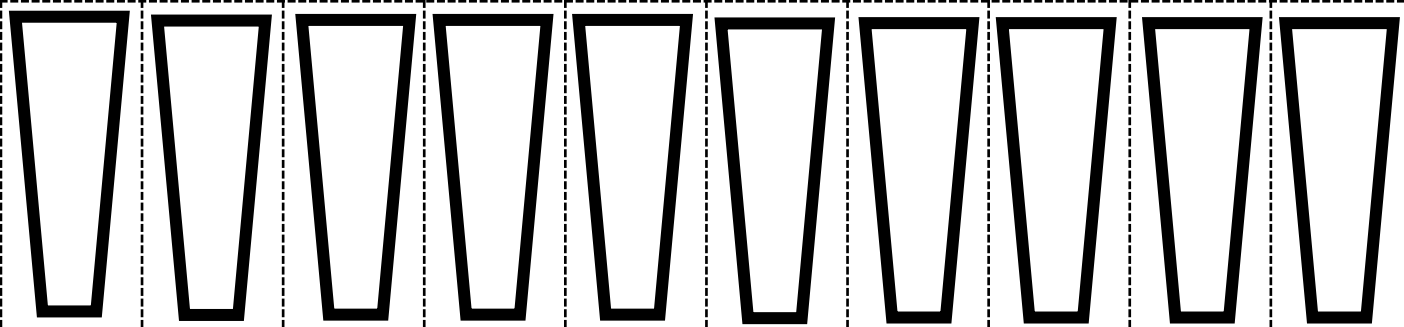

Directions: Cut and glue the matching number of sun rays



Name: \_\_\_\_\_



Directions: Cut and glue the matching number of sun rays







This packet is the property of Tara West and is protected through copyright and trademark registrations. All rights reserved.

No part of this digital download may be reproduced electronically, shared without additional licenses, or placed on the internet for others to access without the prior permission from the publisher, Tara West.

If you are a school district using this download as curriculum for more than one teacher an additional school license will need to be purchased.

Fonts used within this download are intellectual property of Kimberly Geswein and Print Designs by Kris.

The clipart images are intellectual property of [Laura Strickland of Whimsy Clips](#) and [Bunny on a Cloud](#).

#### Contact Information

Email: [littlemindsatworkLLC@gmail.com](mailto:littlemindsatworkLLC@gmail.com)

Website: [www.littlemindsatwork.org](http://www.littlemindsatwork.org)

Store: <http://www.teacherspayteachers.com/Store/Tara-West>