

A NOTE FROM TARA WEST

Thanks so much for downloading my free Guided Phonics + Beyond supplemental packet: Bunny Write It task cards. This packet offers 250 hands-on and engaging task cards. These task cards can be used in multiple settings: whole-group instruction, small-group instruction, intervention group, independent literacy center, and/or at-home supplement. Students will say the skill-based word and then write the matching word with their best handwriting. If you have any additional questions as always, feel free to email me at littlemindsatworkLLC@gmail.com, follow me on [Facebook](#), or visit my blog, [Little Minds at Work](#).





ABC

Task Cards

©Tara West Little Minds at Work



CVC

Task Cards

©Tara West Little Minds at Work



digraphs + blends

Task Cards

©Tara West Little Minds at Work



CVCE

Task Cards

©Tara West Little Minds at Work

blends + r-control



Task Cards


©Tara West Little Minds at Work

VOWELS




Task Cards

©Tara West Little Minds at Work




A large rectangular box with a dashed line across the middle, intended for writing.

©Tara West – Little Minds at Work




A large rectangular box with a dashed line across the middle, intended for writing.

©Tara West – Little Minds at Work




A large rectangular box with a dashed line across the middle, intended for writing.

©Tara West – Little Minds at Work




A large rectangular box with a dashed line across the middle, intended for writing.

©Tara West – Little Minds at Work




A large rectangular box with a dashed line across the middle, intended for writing.

©Tara West – Little Minds at Work




A large rectangular box with a dashed line across the middle, intended for writing.

©Tara West – Little Minds at Work




A large rectangular box with a dashed line across the middle, intended for writing.

©Tara West – Little Minds at Work




A large rectangular box with a dashed line across the middle, intended for writing.

©Tara West – Little Minds at Work




A large rectangular box with a dashed line across the middle, intended for writing.

©Tara West – Little Minds at Work




A large rectangular box with a dashed line across the middle, intended for writing.

©Tara West – Little Minds at Work




A large rectangular box with a dashed line across the middle, intended for writing.

©Tara West – Little Minds at Work




A large rectangular box with a dashed line across the middle, intended for writing.

©Tara West – Little Minds at Work




Blank writing area with a dashed line for handwriting practice.

©Tara West – Little Minds at Work




Blank writing area with a dashed line for handwriting practice.

©Tara West – Little Minds at Work




Blank writing area with a dashed line for handwriting practice.

©Tara West – Little Minds at Work




Blank writing area with a dashed line for handwriting practice.

©Tara West – Little Minds at Work




A large rectangular box with a dashed line across the middle, intended for writing.

©Tara West – Little Minds at Work




A large rectangular box with a dashed line across the middle, intended for writing.

©Tara West – Little Minds at Work




A large rectangular box with a dashed line across the middle, intended for writing.

©Tara West – Little Minds at Work




A large rectangular box with a dashed line across the middle, intended for writing.

©Tara West – Little Minds at Work




A large rectangular box with a dashed line across the middle, intended for writing.

©Tara West – Little Minds at Work




A large rectangular box with a dashed line across the middle, intended for writing.

©Tara West – Little Minds at Work




A large rectangular box with a dashed line across the middle, intended for writing.

©Tara West – Little Minds at Work




A large rectangular box with a dashed line across the middle, intended for writing.

©Tara West – Little Minds at Work




A large rectangular box with a dashed line across the middle, intended for writing.

©Tara West – Little Minds at Work




A large rectangular box with a dashed line across the middle, intended for writing.

©Tara West – Little Minds at Work




A large rectangular box with a dashed line across the middle, intended for writing.

©Tara West – Little Minds at Work




A large rectangular box with a dashed line across the middle, intended for writing.

©Tara West – Little Minds at Work




A large rectangular box with a dashed line across the middle, intended for writing.

©Tara West – Little Minds at Work




A large rectangular box with a dashed line across the middle, intended for writing.

©Tara West – Little Minds at Work




A large rectangular box with a dashed line across the middle, intended for writing.

©Tara West – Little Minds at Work




A large rectangular box with a dashed line across the middle, intended for writing.

©Tara West – Little Minds at Work




A large rectangular box with a dashed line across the middle, intended for writing.

©Tara West – Little Minds at Work




A large rectangular box with a dashed line across the middle, intended for writing.

©Tara West – Little Minds at Work




A large rectangular box with a dashed line across the middle, intended for writing.

©Tara West – Little Minds at Work




A large rectangular box with a dashed line across the middle, intended for writing.

©Tara West – Little Minds at Work




A large rectangular box with a dashed line across the middle, intended for writing.

©Tara West – Little Minds at Work




A large rectangular box with a dashed line across the middle, intended for writing.

©Tara West – Little Minds at Work



A large rectangular box with a dashed line across the middle, intended for writing.

©Tara West – Little Minds at Work



A large rectangular box with a dashed line across the middle, intended for writing.

©Tara West – Little Minds at Work



A rectangular box with a dashed line across the middle, intended for writing.

©Tara West – Little Minds at Work



A rectangular box with a dashed line across the middle, intended for writing.

©Tara West – Little Minds at Work




A rectangular box with a dashed line across the middle, intended for writing.

©Tara West – Little Minds at Work




A rectangular box with a dashed line across the middle, intended for writing.

©Tara West – Little Minds at Work




A large rectangular box with a dashed line across the middle, intended for writing.

©Tara West – Little Minds at Work




A large rectangular box with a dashed line across the middle, intended for writing.

©Tara West – Little Minds at Work




A large rectangular box with a dashed line across the middle, intended for writing.

©Tara West – Little Minds at Work




A large rectangular box with a dashed line across the middle, intended for writing.

©Tara West – Little Minds at Work




A large rectangular box with a dashed line across the middle, intended for writing.

©Tara West – Little Minds at Work




A large rectangular box with a dashed line across the middle, intended for writing.

©Tara West – Little Minds at Work




A large rectangular box with a dashed line across the middle, intended for writing.

©Tara West – Little Minds at Work




A large rectangular box with a dashed line across the middle, intended for writing.

©Tara West – Little Minds at Work




A large rectangular box with a dashed line across the middle, intended for writing.

©Tara West – Little Minds at Work



A large rectangular box with a dashed line across the middle, intended for writing.

©Tara West – Little Minds at Work




A large rectangular box with a dashed line across the middle, intended for writing.

©Tara West – Little Minds at Work




A large rectangular box with a dashed line across the middle, intended for writing.

©Tara West – Little Minds at Work




Blank writing area with a dashed line for handwriting practice.

©Tara West – Little Minds at Work




Blank writing area with a dashed line for handwriting practice.

©Tara West – Little Minds at Work




Blank writing area with a dashed line for handwriting practice.

©Tara West – Little Minds at Work




Blank writing area with a dashed line for handwriting practice.

©Tara West – Little Minds at Work




A large rectangular box with a dashed line across the middle, intended for writing.

©Tara West – Little Minds at Work




A large rectangular box with a dashed line across the middle, intended for writing.

©Tara West – Little Minds at Work




A large rectangular box with a dashed line across the middle, intended for writing.

©Tara West – Little Minds at Work




A large rectangular box with a dashed line across the middle, intended for writing.

©Tara West – Little Minds at Work




Blank writing area with a dashed line for handwriting practice.

©Tara West – Little Minds at Work




Blank writing area with a dashed line for handwriting practice.

©Tara West – Little Minds at Work




Blank writing area with a dashed line for handwriting practice.

©Tara West – Little Minds at Work




Blank writing area with a dashed line for handwriting practice.

©Tara West – Little Minds at Work




Blank writing area with a dashed line for handwriting practice.

©Tara West – Little Minds at Work




Blank writing area with a dashed line for handwriting practice.

©Tara West – Little Minds at Work




Blank writing area with a dashed line for handwriting practice.

©Tara West – Little Minds at Work




Blank writing area with a dashed line for handwriting practice.

©Tara West – Little Minds at Work




A large rectangular box with a dashed orange line across the middle, intended for writing.

©Tara West – Little Minds at Work




A large rectangular box with a dashed orange line across the middle, intended for writing.

©Tara West – Little Minds at Work




A large rectangular box with a dashed orange line across the middle, intended for writing.

©Tara West – Little Minds at Work




A large rectangular box with a dashed orange line across the middle, intended for writing.

©Tara West – Little Minds at Work




A large rectangular box with a dashed line across the middle, intended for writing.

©Tara West – Little Minds at Work




A large rectangular box with a dashed line across the middle, intended for writing.

©Tara West – Little Minds at Work




A large rectangular box with a dashed line across the middle, intended for writing.

©Tara West – Little Minds at Work




A large rectangular box with a dashed line across the middle, intended for writing.

©Tara West – Little Minds at Work




A large rectangular box with a dashed line across the middle, intended for writing.

©Tara West – Little Minds at Work




A large rectangular box with a dashed line across the middle, intended for writing.

©Tara West – Little Minds at Work




A large rectangular box with a dashed line across the middle, intended for writing.

©Tara West – Little Minds at Work




A large rectangular box with a dashed line across the middle, intended for writing.

©Tara West – Little Minds at Work




A large rectangular box with a dashed line across the middle, intended for writing.

©Tara West – Little Minds at Work




A large rectangular box with a dashed line across the middle, intended for writing.

©Tara West – Little Minds at Work




A large rectangular box with a dashed line across the middle, intended for writing.

©Tara West – Little Minds at Work




A large rectangular box with a dashed line across the middle, intended for writing.

©Tara West – Little Minds at Work




A large rectangular box with a dashed line across the middle, intended for writing.

©Tara West – Little Minds at Work




A large rectangular box with a dashed line across the middle, intended for writing.

©Tara West – Little Minds at Work




A large rectangular box with a dashed line across the middle, intended for writing.

©Tara West – Little Minds at Work




A large rectangular box with a dashed line across the middle, intended for writing.

©Tara West – Little Minds at Work




Blank writing area with a dashed line for handwriting practice.

©Tara West – Little Minds at Work



Blank writing area with a dashed line for handwriting practice.

©Tara West – Little Minds at Work




Blank writing area with a dashed line for handwriting practice.

©Tara West – Little Minds at Work




Blank writing area with a dashed line for handwriting practice.

©Tara West – Little Minds at Work




A large rectangular box with a dashed line across the middle, intended for writing.

©Tara West – Little Minds at Work




A large rectangular box with a dashed line across the middle, intended for writing.

©Tara West – Little Minds at Work




A large rectangular box with a dashed line across the middle, intended for writing.

©Tara West – Little Minds at Work




A large rectangular box with a dashed line across the middle, intended for writing.

©Tara West – Little Minds at Work




A large rectangular box with a dashed line across the middle, intended for writing.

©Tara West – Little Minds at Work




A large rectangular box with a dashed line across the middle, intended for writing.

©Tara West – Little Minds at Work




A large rectangular box with a dashed line across the middle, intended for writing.

©Tara West – Little Minds at Work




A large rectangular box with a dashed line across the middle, intended for writing.

©Tara West – Little Minds at Work




A large rectangular box with a dashed line across the middle, intended for writing.

©Tara West – Little Minds at Work




A large rectangular box with a dashed line across the middle, intended for writing.

©Tara West – Little Minds at Work




A large rectangular box with a dashed line across the middle, intended for writing.

©Tara West – Little Minds at Work




A large rectangular box with a dashed line across the middle, intended for writing.

©Tara West – Little Minds at Work




A large rectangular box with a dashed line across the middle, intended for writing.

©Tara West – Little Minds at Work




A large rectangular box with a dashed line across the middle, intended for writing.

©Tara West – Little Minds at Work




A large rectangular box with a dashed line across the middle, intended for writing.

©Tara West – Little Minds at Work




A large rectangular box with a dashed line across the middle, intended for writing.

©Tara West – Little Minds at Work




A large rectangular box with a dashed horizontal line across the middle, intended for writing.

©Tara West – Little Minds at Work




A large rectangular box with a dashed horizontal line across the middle, intended for writing.

©Tara West – Little Minds at Work



A large rectangular box with a dashed horizontal line across the middle, intended for writing.

©Tara West – Little Minds at Work



A large rectangular box with a dashed horizontal line across the middle, intended for writing.

©Tara West – Little Minds at Work




Blank writing area with a dashed line for handwriting practice.

©Tara West – Little Minds at Work



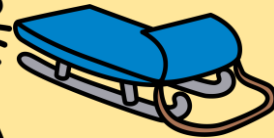
Blank writing area with a dashed line for handwriting practice.

©Tara West – Little Minds at Work




Blank writing area with a dashed line for handwriting practice.

©Tara West – Little Minds at Work




Blank writing area with a dashed line for handwriting practice.

©Tara West – Little Minds at Work




A large rectangular box with a dashed line across the middle, intended for writing.

©Tara West – Little Minds at Work



A large rectangular box with a dashed line across the middle, intended for writing.

©Tara West – Little Minds at Work




A large rectangular box with a dashed line across the middle, intended for writing.

©Tara West – Little Minds at Work




A large rectangular box with a dashed line across the middle, intended for writing.

©Tara West – Little Minds at Work




A large rectangular box with a dashed line across the middle, intended for writing.

©Tara West – Little Minds at Work




A large rectangular box with a dashed line across the middle, intended for writing.

©Tara West – Little Minds at Work




A large rectangular box with a dashed line across the middle, intended for writing.

©Tara West – Little Minds at Work




A large rectangular box with a dashed line across the middle, intended for writing.

©Tara West – Little Minds at Work




Blank area for writing, featuring a dashed line for tracing.

©Tara West – Little Minds at Work




Blank area for writing, featuring a dashed line for tracing.

©Tara West – Little Minds at Work



Blank area for writing, featuring a dashed line for tracing.

©Tara West – Little Minds at Work




Blank area for writing, featuring a dashed line for tracing.

©Tara West – Little Minds at Work




Blank writing area with a dashed line for handwriting practice.

©Tara West – Little Minds at Work




Blank writing area with a dashed line for handwriting practice.

©Tara West – Little Minds at Work




Blank writing area with a dashed line for handwriting practice.

©Tara West – Little Minds at Work




Blank writing area with a dashed line for handwriting practice.

©Tara West – Little Minds at Work




Blank writing area with a dashed line for handwriting practice.

©Tara West – Little Minds at Work




Blank writing area with a dashed line for handwriting practice.

©Tara West – Little Minds at Work



Blank writing area with a dashed line for handwriting practice.

©Tara West – Little Minds at Work




Blank writing area with a dashed line for handwriting practice.

©Tara West – Little Minds at Work




A large rectangular box with a dashed line across the middle, intended for writing.

©Tara West – Little Minds at Work




A large rectangular box with a dashed line across the middle, intended for writing.

©Tara West – Little Minds at Work




A large rectangular box with a dashed line across the middle, intended for writing.

©Tara West – Little Minds at Work




A large rectangular box with a dashed line across the middle, intended for writing.

©Tara West – Little Minds at Work




A large white rectangular box with a dashed green line across the middle, intended for writing.

©Tara West – Little Minds at Work




A large white rectangular box with a dashed green line across the middle, intended for writing.

©Tara West – Little Minds at Work




A large white rectangular box with a dashed green line across the middle, intended for writing.

©Tara West – Little Minds at Work




A large white rectangular box with a dashed green line across the middle, intended for writing.

©Tara West – Little Minds at Work




A large rectangular box with a dashed line across the middle, intended for writing.

©Tara West – Little Minds at Work




A large rectangular box with a dashed line across the middle, intended for writing.

©Tara West – Little Minds at Work




A large rectangular box with a dashed line across the middle, intended for writing.

©Tara West – Little Minds at Work




A large rectangular box with a dashed line across the middle, intended for writing.

©Tara West – Little Minds at Work




A large white rectangular area with a dashed green line across the middle, intended for writing.

©Tara West – Little Minds at Work




A large white rectangular area with a dashed green line across the middle, intended for writing.

©Tara West – Little Minds at Work




A large white rectangular area with a dashed green line across the middle, intended for writing.

©Tara West – Little Minds at Work




A large white rectangular area with a dashed green line across the middle, intended for writing.

©Tara West – Little Minds at Work




Blank writing area with a dashed line for handwriting practice.

©Tara West – Little Minds at Work




Blank writing area with a dashed line for handwriting practice.

©Tara West – Little Minds at Work




Blank writing area with a dashed line for handwriting practice.

©Tara West – Little Minds at Work




Blank writing area with a dashed line for handwriting practice.

©Tara West – Little Minds at Work




Blank writing area with a dashed line for handwriting practice.

©Tara West – Little Minds at Work




Blank writing area with a dashed line for handwriting practice.

©Tara West – Little Minds at Work




Blank writing area with a dashed line for handwriting practice.

©Tara West – Little Minds at Work




Blank writing area with a dashed line for handwriting practice.

©Tara West – Little Minds at Work




Blank writing area with a dashed line for handwriting practice.

©Tara West – Little Minds at Work




Blank writing area with a dashed line for handwriting practice.

©Tara West – Little Minds at Work




Blank writing area with a dashed line for handwriting practice.

©Tara West – Little Minds at Work




Blank writing area with a dashed line for handwriting practice.

©Tara West – Little Minds at Work




Blank writing area with a dashed line for handwriting practice.

©Tara West – Little Minds at Work




Blank writing area with a dashed line for handwriting practice.

©Tara West – Little Minds at Work




Blank writing area with a dashed line for handwriting practice.

©Tara West – Little Minds at Work




Blank writing area with a dashed line for handwriting practice.

©Tara West – Little Minds at Work




A large rectangular box with a dashed blue line across the middle, intended for writing.

©Tara West – Little Minds at Work




A large rectangular box with a dashed blue line across the middle, intended for writing.

©Tara West – Little Minds at Work




A large rectangular box with a dashed blue line across the middle, intended for writing.

©Tara West – Little Minds at Work




A large rectangular box with a dashed blue line across the middle, intended for writing.

©Tara West – Little Minds at Work




A large rectangular box with a dashed blue line across the middle, intended for writing.

©Tara West – Little Minds at Work




A large rectangular box with a dashed blue line across the middle, intended for writing.

©Tara West – Little Minds at Work




A large rectangular box with a dashed blue line across the middle, intended for writing.

©Tara West – Little Minds at Work




A large rectangular box with a dashed blue line across the middle, intended for writing.

©Tara West – Little Minds at Work




A large rectangular box with a dashed line across the middle, intended for writing.

©Tara West – Little Minds at Work




A large rectangular box with a dashed line across the middle, intended for writing.

©Tara West – Little Minds at Work




A large rectangular box with a dashed line across the middle, intended for writing.

©Tara West – Little Minds at Work




A large rectangular box with a dashed line across the middle, intended for writing.

©Tara West – Little Minds at Work




A large rectangular box with a dashed blue line across the middle, intended for writing.

©Tara West – Little Minds at Work




A large rectangular box with a dashed blue line across the middle, intended for writing.

©Tara West – Little Minds at Work




A large rectangular box with a dashed blue line across the middle, intended for writing.

©Tara West – Little Minds at Work




A large rectangular box with a dashed blue line across the middle, intended for writing.

©Tara West – Little Minds at Work




A large rectangular box with a dashed blue line across the middle, intended for writing.

©Tara West – Little Minds at Work




A large rectangular box with a dashed blue line across the middle, intended for writing.

©Tara West – Little Minds at Work




A large rectangular box with a dashed blue line across the middle, intended for writing.

©Tara West – Little Minds at Work




A large rectangular box with a dashed blue line across the middle, intended for writing.

©Tara West – Little Minds at Work




Blank writing area with a dashed line for handwriting practice.

©Tara West – Little Minds at Work




Blank writing area with a dashed line for handwriting practice.

©Tara West – Little Minds at Work




Blank writing area with a dashed line for handwriting practice.

©Tara West – Little Minds at Work




Blank writing area with a dashed line for handwriting practice.

©Tara West – Little Minds at Work




A large rectangular box with a dashed blue line across the middle, intended for writing.

©Tara West – Little Minds at Work




A large rectangular box with a dashed blue line across the middle, intended for writing.

©Tara West – Little Minds at Work




A large rectangular box with a dashed blue line across the middle, intended for writing.

©Tara West – Little Minds at Work




A large rectangular box with a dashed blue line across the middle, intended for writing.

©Tara West – Little Minds at Work




A large rectangular box with a dashed blue line across the middle, intended for handwriting practice.

©Tara West – Little Minds at Work




A large rectangular box with a dashed blue line across the middle, intended for handwriting practice.

©Tara West – Little Minds at Work




A large rectangular box with a dashed blue line across the middle, intended for handwriting practice.

©Tara West – Little Minds at Work




A large rectangular box with a dashed blue line across the middle, intended for handwriting practice.

©Tara West – Little Minds at Work




Blank writing area with a dashed line for handwriting practice.

©Tara West – Little Minds at Work




Blank writing area with a dashed line for handwriting practice.

©Tara West – Little Minds at Work




Blank writing area with a dashed line for handwriting practice.

©Tara West – Little Minds at Work




Blank writing area with a dashed line for handwriting practice.

©Tara West – Little Minds at Work




Blank writing area with a dashed line for handwriting practice.

©Tara West – Little Minds at Work




Blank writing area with a dashed line for handwriting practice.

©Tara West – Little Minds at Work




Blank writing area with a dashed line for handwriting practice.

©Tara West – Little Minds at Work




Blank writing area with a dashed line for handwriting practice.

©Tara West – Little Minds at Work




A large rectangular box with a dashed horizontal line across the middle, intended for writing.

©Tara West – Little Minds at Work




A large rectangular box with a dashed horizontal line across the middle, intended for writing.

©Tara West – Little Minds at Work




A large rectangular box with a dashed horizontal line across the middle, intended for writing.

©Tara West – Little Minds at Work




A large rectangular box with a dashed horizontal line across the middle, intended for writing.

©Tara West – Little Minds at Work




A large rectangular box with a dashed line across the middle, intended for writing.

©Tara West – Little Minds at Work




A large rectangular box with a dashed line across the middle, intended for writing.

©Tara West – Little Minds at Work




A large rectangular box with a dashed line across the middle, intended for writing.

©Tara West – Little Minds at Work




A large rectangular box with a dashed line across the middle, intended for writing.

©Tara West – Little Minds at Work




A large rectangular box with a dashed line across the middle, intended for writing.

©Tara West – Little Minds at Work




A large rectangular box with a dashed line across the middle, intended for writing.

©Tara West – Little Minds at Work




A large rectangular box with a dashed line across the middle, intended for writing.

©Tara West – Little Minds at Work




A large rectangular box with a dashed line across the middle, intended for writing.

©Tara West – Little Minds at Work




A large rectangular box with a dashed line across the middle, intended for writing.

©Tara West – Little Minds at Work




A large rectangular box with a dashed line across the middle, intended for writing.

©Tara West – Little Minds at Work




A large rectangular box with a dashed line across the middle, intended for writing.

©Tara West – Little Minds at Work




A large rectangular box with a dashed line across the middle, intended for writing.

©Tara West – Little Minds at Work




Blank writing area with a dashed line for handwriting practice.

©Tara West – Little Minds at Work




Blank writing area with a dashed line for handwriting practice.

©Tara West – Little Minds at Work




Blank writing area with a dashed line for handwriting practice.

©Tara West – Little Minds at Work




Blank writing area with a dashed line for handwriting practice.

©Tara West – Little Minds at Work




A large rectangular box with a dashed line across the middle, intended for writing.

©Tara West – Little Minds at Work




A large rectangular box with a dashed line across the middle, intended for writing.

©Tara West – Little Minds at Work




A large rectangular box with a dashed line across the middle, intended for writing.

©Tara West – Little Minds at Work




A large rectangular box with a dashed line across the middle, intended for writing.

©Tara West – Little Minds at Work




Blank writing area with a dashed line for handwriting practice.

©Tara West – Little Minds at Work




Blank writing area with a dashed line for handwriting practice.

©Tara West – Little Minds at Work




Blank writing area with a dashed line for handwriting practice.

©Tara West – Little Minds at Work




Blank writing area with a dashed line for handwriting practice.

©Tara West – Little Minds at Work




Blank writing area with a dashed line for handwriting practice.

©Tara West – Little Minds at Work




Blank writing area with a dashed line for handwriting practice.

©Tara West – Little Minds at Work




Blank writing area with a dashed line for handwriting practice.

©Tara West – Little Minds at Work




Blank writing area with a dashed line for handwriting practice.

©Tara West – Little Minds at Work




Blank writing area with a dashed line for handwriting practice.

©Tara West – Little Minds at Work




Blank writing area with a dashed line for handwriting practice.

©Tara West – Little Minds at Work




Blank writing area with a dashed line for handwriting practice.

©Tara West – Little Minds at Work



Blank writing area with a dashed line for handwriting practice.

©Tara West – Little Minds at Work



A rectangular box with a dashed line across the middle, intended for writing.

©Tara West – Little Minds at Work




A rectangular box with a dashed line across the middle, intended for writing.

©Tara West – Little Minds at Work



A rectangular box with a dashed line across the middle, intended for writing.

©Tara West – Little Minds at Work



A rectangular box with a dashed line across the middle, intended for writing.

©Tara West – Little Minds at Work

Guided Phonics + Beyond

The Guided Phonics + Beyond is the property of Tara West and is protected through copyright and trademark registrations. All rights reserved.

No part of this digital download may be reproduced electronically, shared without additional licenses, or placed on the internet for others to access without the prior permission from the publisher, Tara West.

If you are a school district using this download as curriculum for more than one teacher an additional school license will need to be purchased.

The clipart images are intellectual property of **Laura Strickland of Whimsy Clips**.

Contact Information

Email: littlemindsatworkLLC@gmail.com

Website: www.littlemindsatwork.org

Store: <http://www.teacherspayteachers.com/Store/Tara-West>