




A NOTE FROM TARA WEST

Thanks so much for downloading the free packet: Winter Phonics and Math Practice Sheets. This packet offers 75 hands-on and engaging practice sheets. These sheets can be used in multiple settings: whole-group instruction, small-group instruction, intervention group, independent math center, and/or at-home supplement. Students will work on beginning sounds, CVC words, digraphs, CVCE words and counting sets within 20. If you have any additional questions as always, feel free to email me at littlemindsatworkLLC@gmail.com, follow me on Facebook, or visit my blog, [Little Minds at Work](http://LittleMindsatWork.com).




Name: _____




SOUNDS
Aa, Bb

ABC


Directions: Color the matching beginning sound pictures.



Aa



Bb





Name: _____




SOUNDS
Cc, Dd

ABC

Directions: Color the matching beginning sound pictures.



Cc



Dd




Name: _____





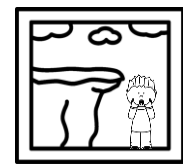

SOUNDS
Ee, Ff

ABC




Directions: Color the matching beginning sound pictures.



Ee



Ff




Name: _____





SOUNDS
Gg, Hh

ABC

Directions: Color the matching beginning sound pictures.



Gg



Hh



Name: _____




SOUNDS


li, Jj

ABC


Directions: Color the matching beginning sound pictures.



Ii



Jj




Name: _____





SOUNDS
Kk, Ll

ABC


Directions: Color the matching beginning sound pictures.



Kk



Ll




Name: _____




SOUNDS
Mm, Nn

ABC


Directions: Color the matching beginning sound pictures.



Mm



Nn





Name: _____








SOUNDS
Oo, Pp

ABC






Directions: Color the matching beginning sound pictures.



Oo



Pp




Name: _____




SOUNDS
Qq, Rr

ABC

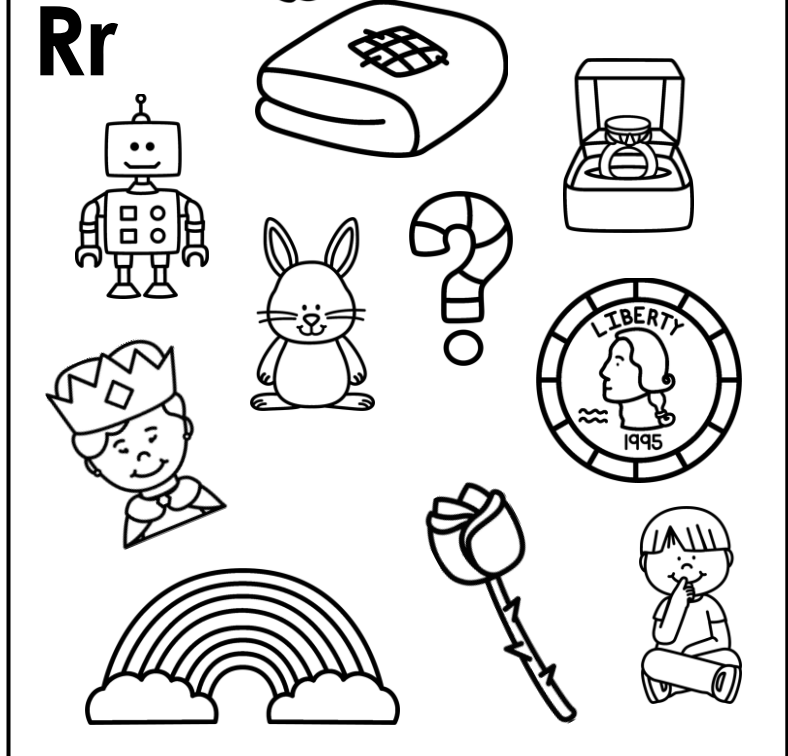
Directions: Color the matching beginning sound pictures.



Qq



Rr




Name: _____




SOUNDS
Ss, Tt

ABC


Directions: Color the matching beginning sound pictures.



Ss



Tt





Name: _____



SOUNDS
Uu, Vv

ABC


Directions: Color the matching beginning sound pictures.



Uu



Vv




Name: _____





SOUNDS
Vv, Ww

ABC

Directions: Color the matching beginning sound pictures.



Vv



Ww




Name: _____







SOUNDS
Yy, Zz

ABC

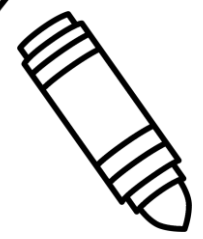


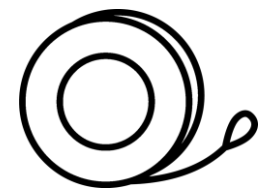

Directions: Color the matching beginning sound pictures.



Yy



Zz









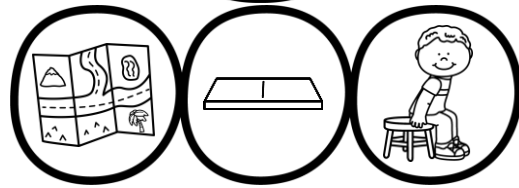

Name: _____



CVC WORDS
short a

ABC

Directions: Decode the CVC word and color the matching picture.









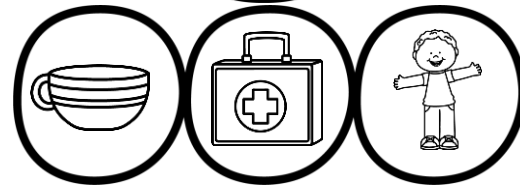


Name: _____



CVC WORDS
short i

ABC

Directions: Decode the CVC word and color the matching picture.





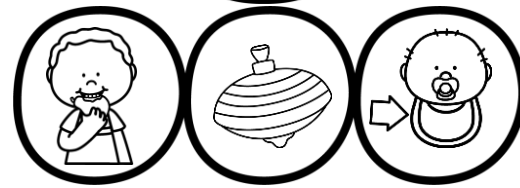

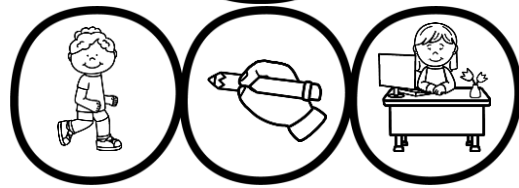




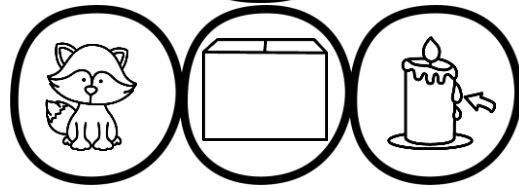
Name: _____



CVC WORDS
short o

ABC

Directions: Decode the CVC word and color the matching picture.







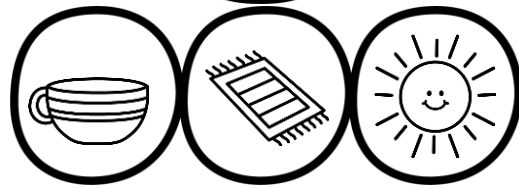




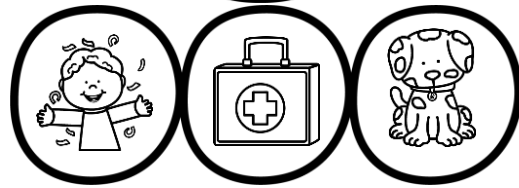
Name: _____



CVC WORDS
short u

ABC

Directions: Decode the CVC word and color the matching picture.











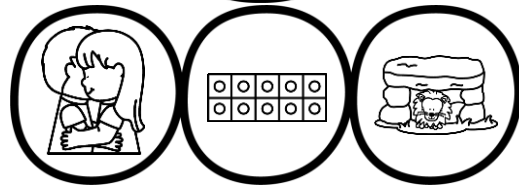
Name: _____



CVC WORDS
short e

ABC








Directions: Decode the CVC word and color the matching picture.



Name: _____



Directions: Decode the CVC word and color the matching picture.











Name: _____



DIGRAPHS
mixed

ABC

Directions: Decode the digraph word and color the matching picture.




Name: _____






Directions: Decode the digraph word and color the matching picture.


shop


  





shot


  





whiz


  





chin


sick







ship

Name: _____



Directions: Decode the digraph word and color the matching picture.









Name: _____



DOUBLES
mixed

ABC

Directions: Decode the double ending consonant word and color the matching picture.



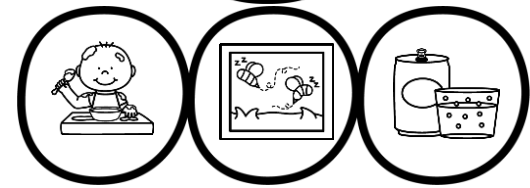

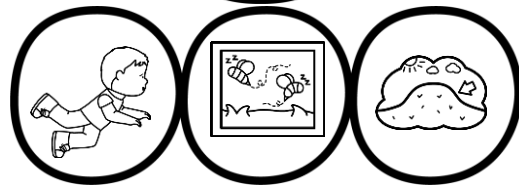



Name: _____



DOUBLES
mixed

ABC

Directions: Decode the double ending consonant word and color the matching picture.



Name: _____





















































COUNTING

1-5

54
184

Directions: Color the matching number of penguins.

4										
2										
3										
5										
1										

Name: _____




COUNTING

6-10


54
184

Directions: Color the matching number of penguins..


7




9




6



10



8



Name: _____



COUNTING
11-15


54
184

Directions: Color the matching number of penguins.


14




12




13



15




11




Name: _____

Directions: Color the matching number of penguins.


17




19




18



20






16






Name:

Directions: Cut and glue the matching beginning sound pictures to build the snowman.








Name:

Directions: Cut and glue the matching beginning sound pictures to build the snowman.








Name:

Directions: Cut and glue the matching beginning sound pictures to build the snowman.








Name:

Directions: Cut and glue the matching beginning sound pictures to build the snowman.



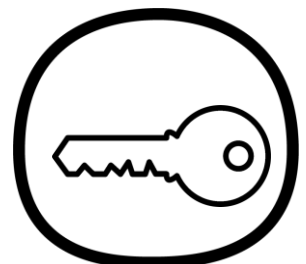




Name:

Directions: Cut and glue the matching beginning sound pictures to build the snowman.









Name:

Directions: Cut and glue the matching beginning sound pictures to build the snowman.






Name:

Directions: Cut and glue the matching beginning sound pictures to build the snowman.




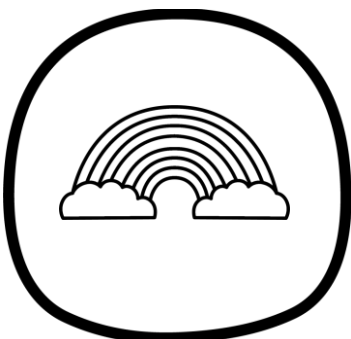



Name:

Directions: Cut and glue the matching beginning sound pictures to build the snowman.






Name:

Directions: Cut and glue the matching beginning sound pictures to build the snowman.






Name:

Directions: Cut and glue the matching beginning sound pictures to build the snowman.



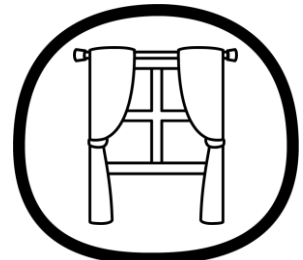




Name:

Directions: Cut and glue the matching beginning sound pictures to build the snowman.



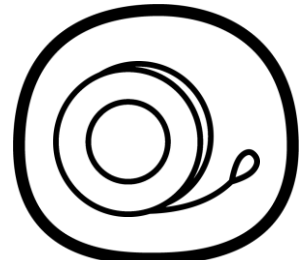


Name:

Directions: Cut and glue the matching beginning sound pictures to build the snowman.








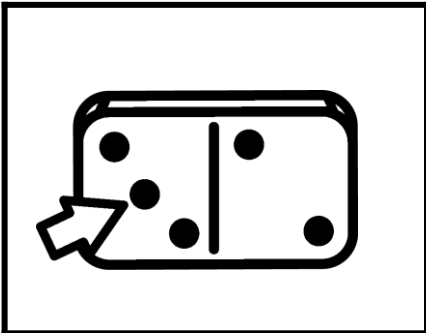
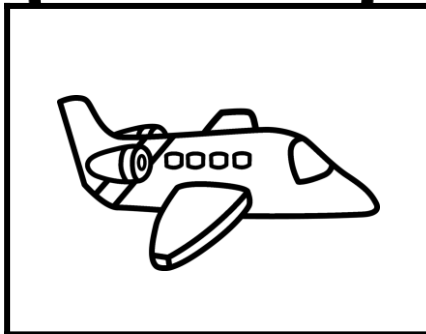


Name:

Directions: Cut and glue the matching beginning sound pictures to build the snowman.






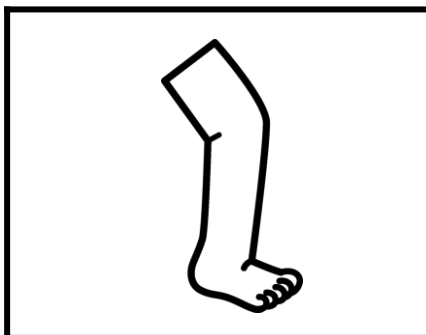

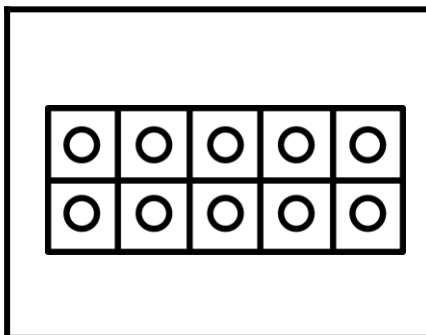




Name: _____

Directions: Cut and glue the matching CVC words.











Name: _____

Directions: Cut and glue the matching CVC words.









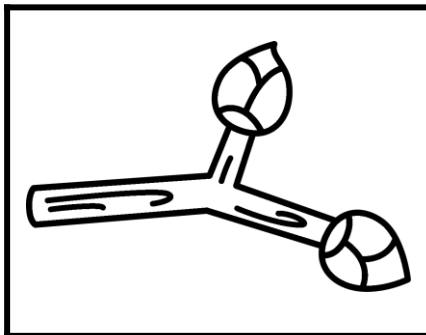




Name:

Directions: Cut and glue the matching CVC words.






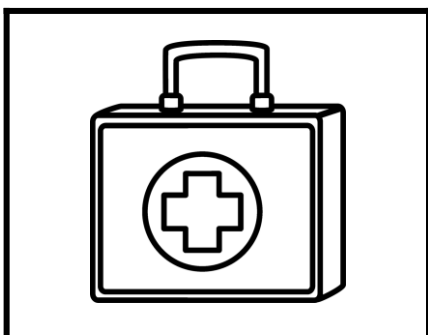




Name: _____

Directions: Cut and glue the matching CVC words.













Name:

Directions: Cut and glue the matching CVC words.










Name:

Directions: Cut and glue the matching CVC words.












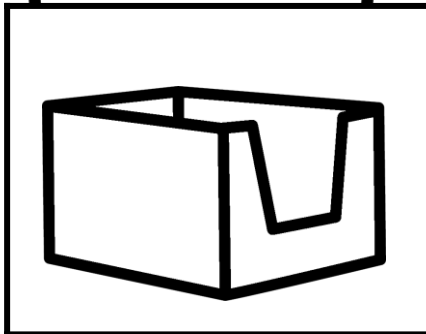
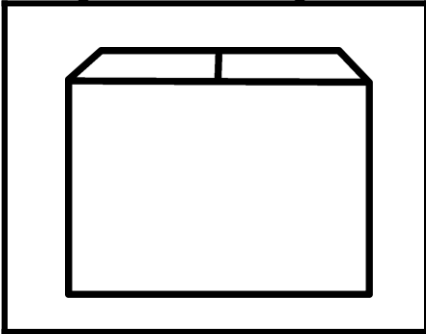

Name:

Directions: Cut and glue the matching CVC words.






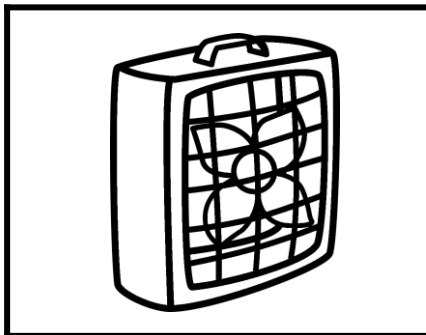



Name: _____

Directions: Cut and glue the matching CVC words.





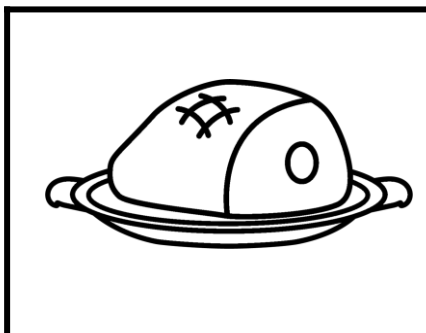

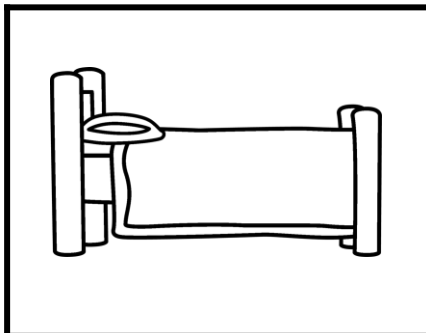




Name:

Directions: Cut and glue the matching CVC words.








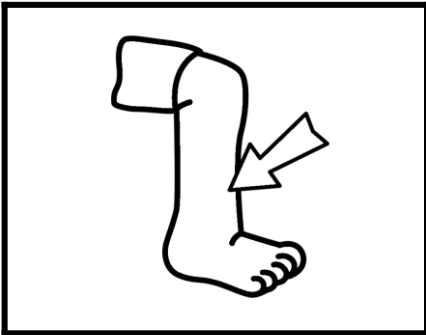


Name: _____

Directions: Cut and glue the matching CVC words.










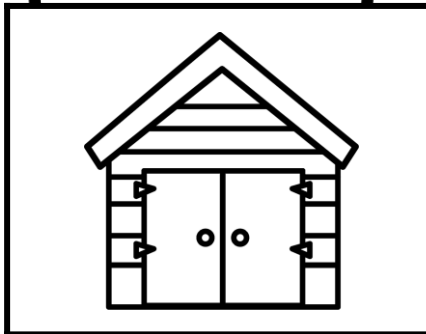


Name: _____

Directions: Cut and glue the matching digraph words.






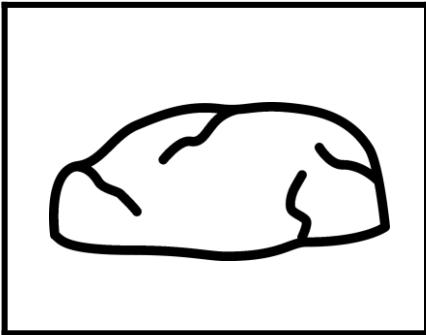



Name:

Directions: Cut and glue the matching digraph words.











Name:

Directions: Cut and glue the matching digraph words.




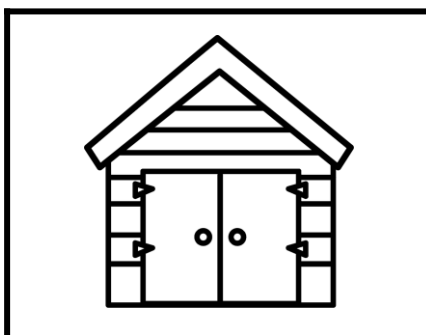


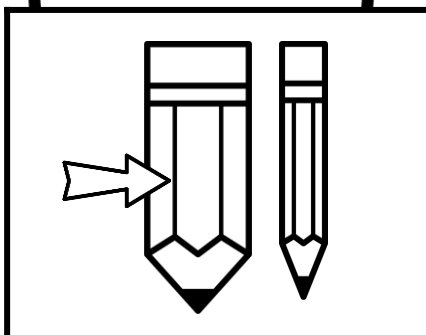

Name:

Directions: Cut and glue the matching digraph words.









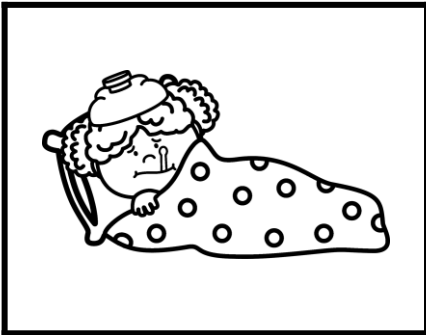



Name:

Directions: Cut and glue the matching digraph words.









Name:

Directions: Cut and glue the matching digraph words.













Name: _____

Directions: Cut and glue the matching digraph words.







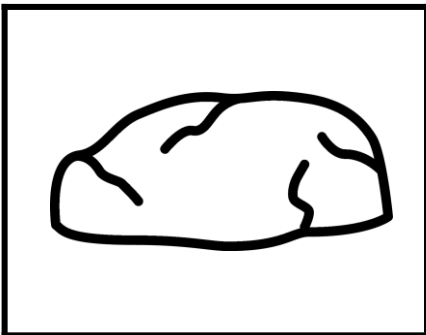





Name: _____

Directions: Cut and glue the matching digraph words.





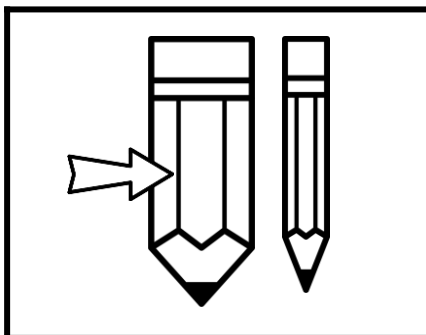



Name: _____

Directions: Cut and glue the matching digraph words.












Name:

Directions: Cut and glue the matching digraph words.








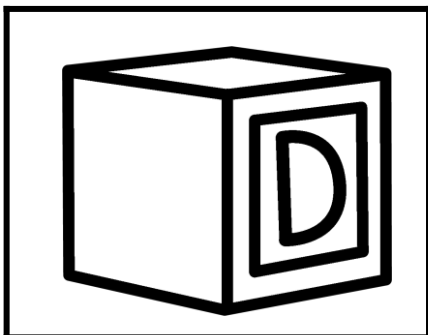





Name:

Directions: Cut and glue the matching beginning blend words.







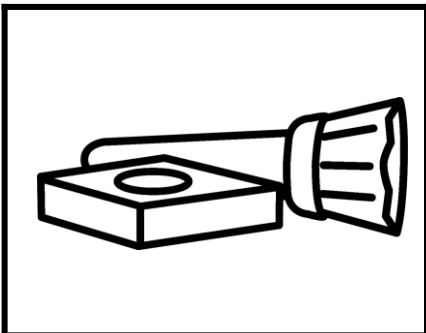




Name:

Directions: Cut and glue the matching beginning blend words.





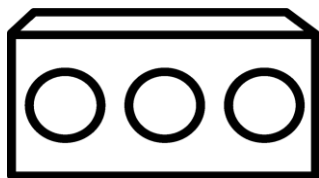

Name:

Directions: Cut and glue the matching beginning blend words.



Name:

Directions: Cut and glue the matching beginning blend words.



brick

plug

click





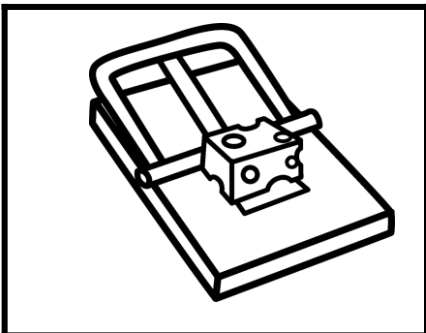





spill

twin

sled












Name: _____

Directions: Cut and glue the matching beginning blend words.




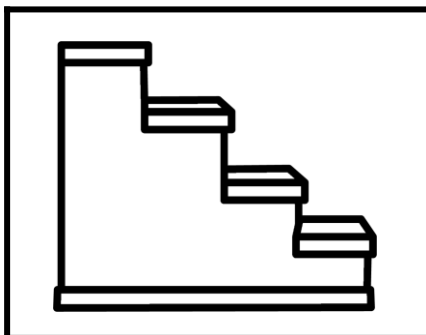
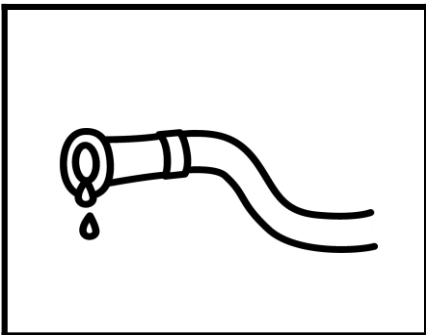
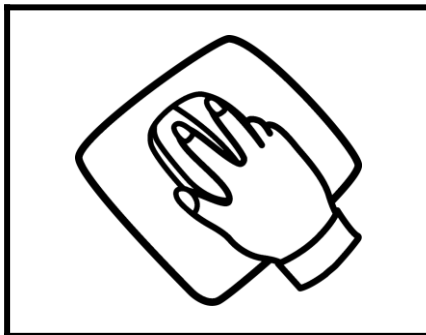
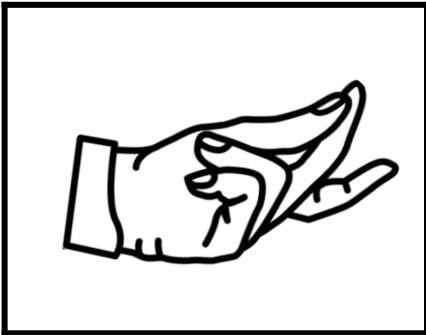



Name: _____

Directions: Cut and glue the matching beginning blend words.





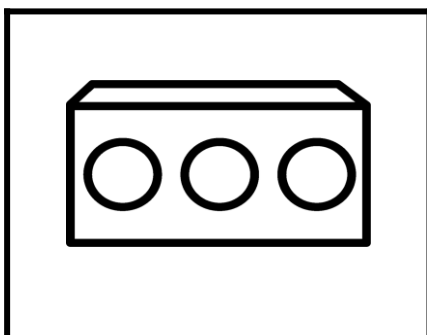





Name:

Directions: Cut and glue the matching beginning blend words.







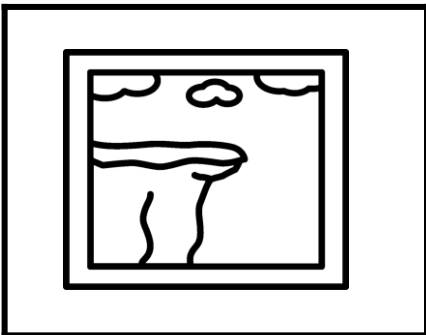





Name:

Directions: Cut and glue the matching beginning blend words.














Name: _____

Directions: Cut and glue the matching beginning blend words.














Name:

Directions: Cut and glue the matching beginning blend words.





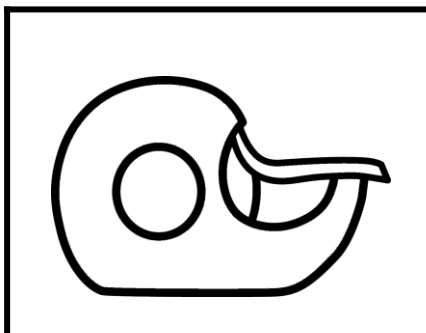

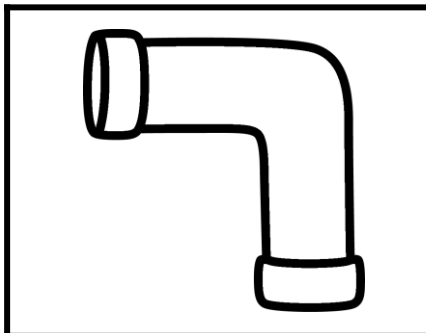



Name:

Directions: Cut and glue the matching CVCe words.







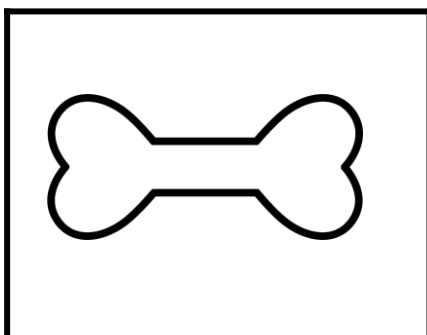

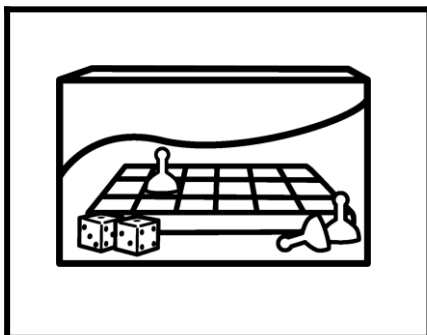


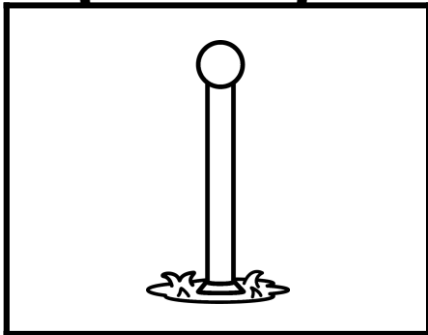

Name:

Directions: Cut and glue the matching CVCe words.











Name:

Directions: Cut and glue the matching CVCe words.











Name: _____

Directions: Cut and glue the matching CVCe words.













Name:

Directions: Cut and glue the matching CVCe words.











Name:

Directions: Cut and glue the matching CVCe words.







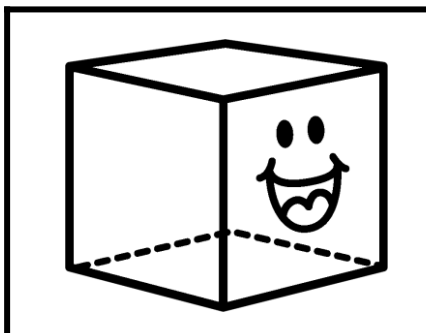





Name:

Directions: Cut and glue the matching CVCe words.













Name:

Directions: Cut and glue the matching CVCe words.






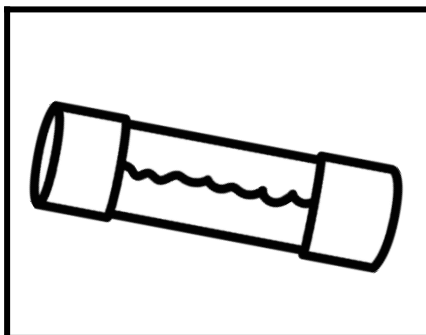
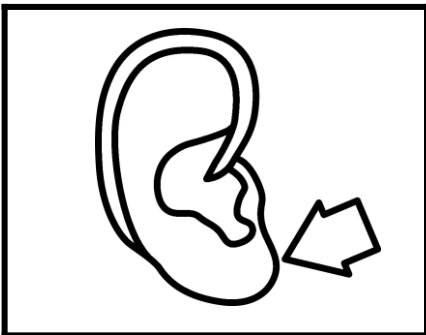
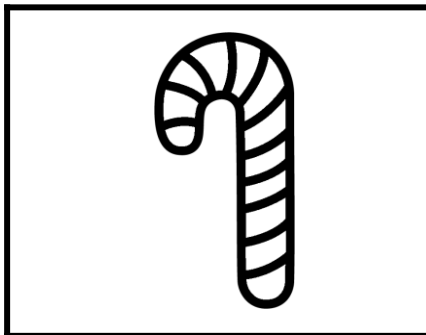




Name:

Directions: Cut and glue the matching CVCe words.



Name: _____

Directions: Cut and glue the matching CVCe words.





This packet is the property of Tara West and is protected through copyright and trademark registrations. All rights reserved.

No part of this digital download may be reproduced electronically, shared without additional licenses, or placed on the internet for others to access without the prior permission from the publisher, Tara West.

If you are a school district using this download as curriculum for more than one teacher, an additional school license will need to be purchased.

Fonts used within this download are intellectual property of Print Designs by Kris.

The clipart images are intellectual property of Laura Strickland of Whimsy Clips.

Contact Information

Email: littlemindsatworkLLC@gmail.com

Website: www.littlemindsatwork.org

Store: <http://www.teacherspayteachers.com/Store/Tara-West>