


## ■ **A NOTE FROM TARA WEST**

Thanks so much for downloading my free thematic math centers packet. This packet offers 6 hands-on and engaging thematic winter centers. The centers work on identifying numbers to 20 and number sense to 20. These thematic winter centers can be used in multiple settings: whole-group instruction, small-group instruction, intervention group, independent math center, and/or at-home supplement. Each center contains typed directions. If you have any additional questions as always, feel free to email me at [littlemindsatworkLLC@gmail.com](mailto:littlemindsatworkLLC@gmail.com), follow me on [Facebook](#), or visit my blog, [Little Minds at Work](#).




## IDENTIFYING TENS FRAMES: 0-20

Directions: State the number. Cover the number.

# Identify It! Cover It!

Identify: Numbers 1-20





1

0

2

TARA WEST LITTLE MINDS AT WORK

Identify: Numbers 1-20



●				


1

0

2

TARA WEST LITTLE MINDS AT WORK

Identify: Numbers 1-20



●	●			


1

3

2

TARA WEST LITTLE MINDS AT WORK

Identify: Numbers 1-20



●	●	●		

2

3

4


TARA WEST LITTLE MINDS AT WORK

**IDENTIFYING TENS FRAMES: 0-20**

Directions: State the number. Cover the number.

**Identify It! Cover It!**

Identify: Numbers 1-20



●	●	●	●	


4

3

5

TARA WEST LITTLE MINDS AT WORK

Identify: Numbers 1-20



●	●	●	●	●

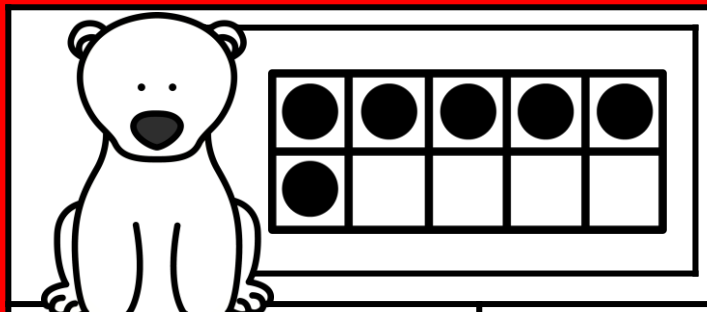
7

5

6

TARA WEST LITTLE MINDS AT WORK

Identify: Numbers 1-20



●	●	●	●	●
●				


4

7

6

TARA WEST LITTLE MINDS AT WORK

Identify: Numbers 1-20



●	●	●	●	●
●	●			

5

7

6

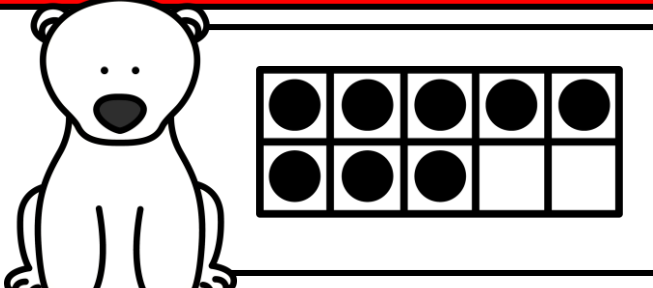
TARA WEST LITTLE MINDS AT WORK

## IDENTIFYING TENS FRAMES: 0-20

Directions: State the number. Cover the number.

# Identify It! Cover It!

Identify: Numbers 1-20



●	●	●	●	●
●	●	●		

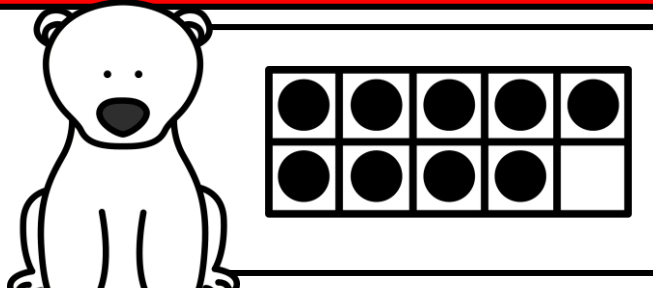
9

8

7

TARA WEST LITTLE MINDS AT WORK

Identify: Numbers 1-20



●	●	●	●	●
●	●	●	●	


10

8

9

TARA WEST LITTLE MINDS AT WORK

Identify: Numbers 1-20



●	●	●	●	●
●	●	●	●	●


10

8

9

TARA WEST LITTLE MINDS AT WORK

Identify: Numbers 1-20



●	●	●	●	●
●	●	●	●	●
●				

10

11

9

TARA WEST LITTLE MINDS AT WORK

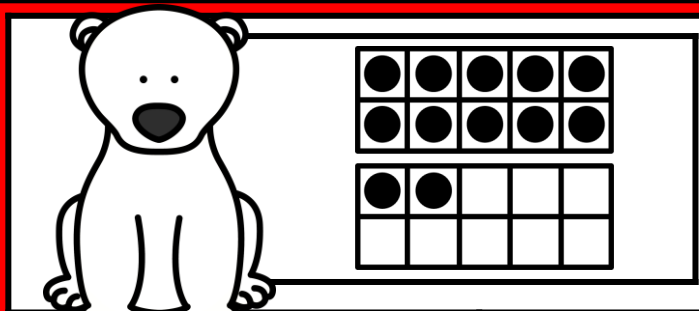


**IDENTIFYING TENS FRAMES: 0-20**

Directions: State the number. Cover the number.

**Identify It! Cover It!**


Identify: Numbers 1-20



11   13   12

TARA WEST LITTLE MINDS AT WORK


Identify: Numbers 1-20



12   13   10

TARA WEST LITTLE MINDS AT WORK


Identify: Numbers 1-20



14   13   15

TARA WEST LITTLE MINDS AT WORK

Identify: Numbers 1-20



14   13   15

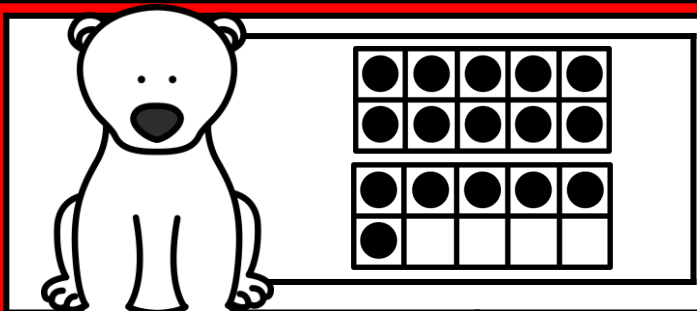
TARA WEST LITTLE MINDS AT WORK

**IDENTIFYING TENS FRAMES: 0-20**

Directions: State the number. Cover the number.

**Identify It! Cover It!**


Identify: Numbers 1-20



16	17	15
----	----	----

TARA WEST LITTLE MINDS AT WORK


Identify: Numbers 1-20



18	16	17
----	----	----

TARA WEST LITTLE MINDS AT WORK


Identify: Numbers 1-20



17	18	16
----	----	----

TARA WEST LITTLE MINDS AT WORK

Identify: Numbers 1-20



17	20	19
----	----	----

TARA WEST LITTLE MINDS AT WORK

**IDENTIFYING TENS FRAMES: 0-20**

Directions: State the number. Cover the number.

**Identify It! Cover It!**

Identify: Numbers 1-20

The worksheet is divided into two main sections. The top section contains a polar bear illustration on the left and a tens frame on the right. The tens frame is a 2x5 grid of squares, each containing a black dot, representing the number 10. The bottom section is a large rectangle divided into three equal vertical columns. Each column contains a large, light blue circle with a black outline. The first circle contains the number 20, the second circle contains the number 18, and the third circle contains the number 19.


TARA WEST LITTLE MINDS AT WORK

**IDENTIFYING COUNTERS: 0-20**

Directions: State the number. Cover the number.

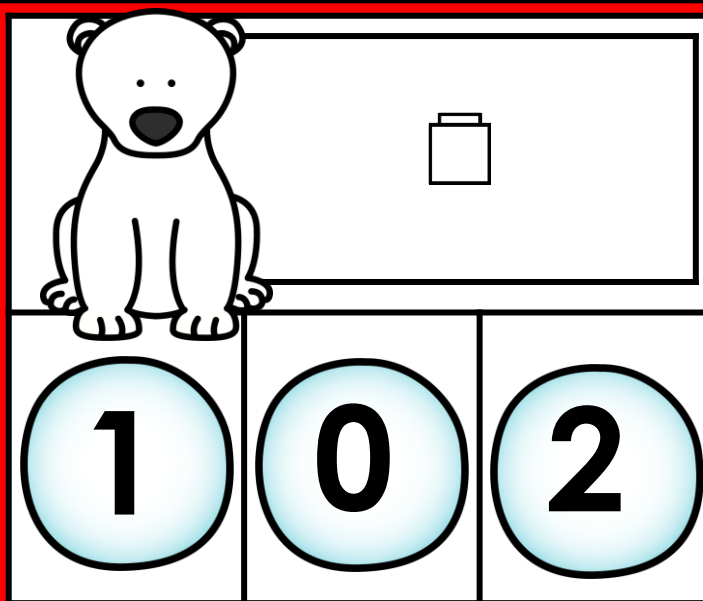
**Identify It! Cover It!**

Identify: Numbers 1-20




TARA WEST LITTLE MINDS AT WORK

Identify: Numbers 1-20




TARA WEST LITTLE MINDS AT WORK

Identify: Numbers 1-20



TARA WEST LITTLE MINDS AT WORK

Identify: Numbers 1-20



TARA WEST LITTLE MINDS AT WORK




**IDENTIFYING COUNTERS: 0-20**

Directions: State the number. Cover the number.

**Identify It! Cover It!**


Identify: Numbers 1-20



4 3 5

TARA WEST LITTLE MINDS AT WORK


Identify: Numbers 1-20



7 5 6

TARA WEST LITTLE MINDS AT WORK


Identify: Numbers 1-20



4 7 6

TARA WEST LITTLE MINDS AT WORK

Identify: Numbers 1-20



5 7 6


TARA WEST LITTLE MINDS AT WORK

## IDENTIFYING COUNTERS: 0-20

Directions: State the number. Cover the number.

# Identify It! Cover It!

Identify: Numbers 1-20




9

8

7

TARA WEST LITTLE MINDS AT WORK

Identify: Numbers 1-20



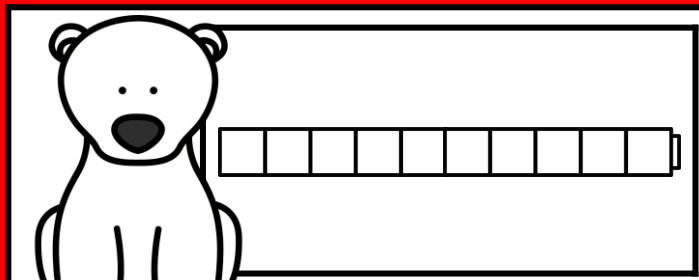
10

8

9

TARA WEST LITTLE MINDS AT WORK

Identify: Numbers 1-20



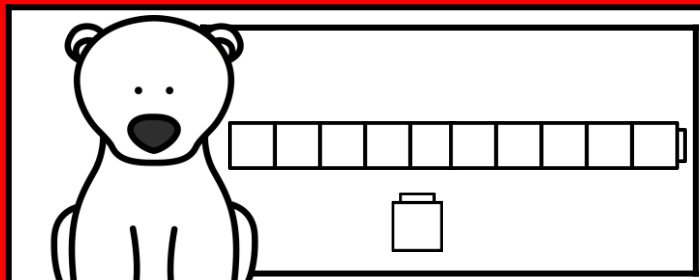
10

8

9

TARA WEST LITTLE MINDS AT WORK

Identify: Numbers 1-20



10

11

9

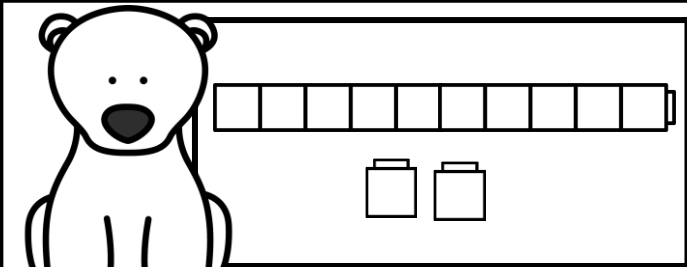
TARA WEST LITTLE MINDS AT WORK

## IDENTIFYING COUNTERS: 0-20

Directions: State the number. Cover the number.

# Identify It! Cover It!

Identify: Numbers 1-20



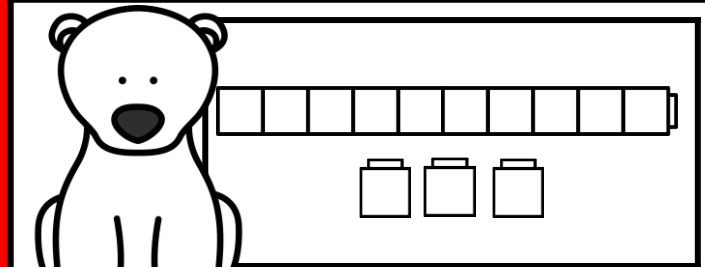
11

13

12

TARA WEST LITTLE MINDS AT WORK

Identify: Numbers 1-20



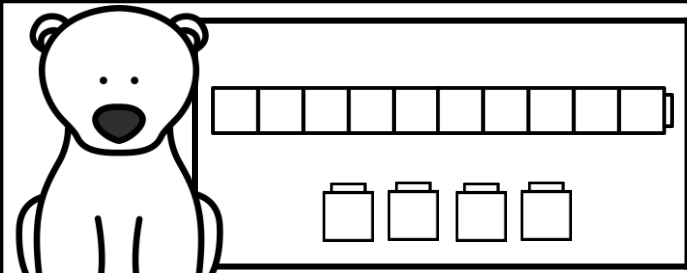
12

13

10

TARA WEST LITTLE MINDS AT WORK

Identify: Numbers 1-20




14

13

15

TARA WEST LITTLE MINDS AT WORK

Identify: Numbers 1-20



14

13

15


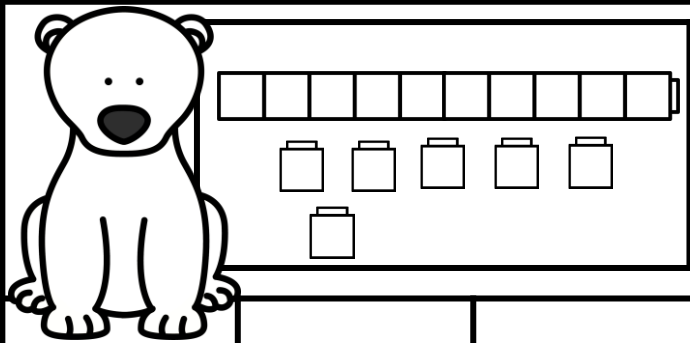
TARA WEST LITTLE MINDS AT WORK

## IDENTIFYING COUNTERS: 0-20

Directions: State the number. Cover the number.


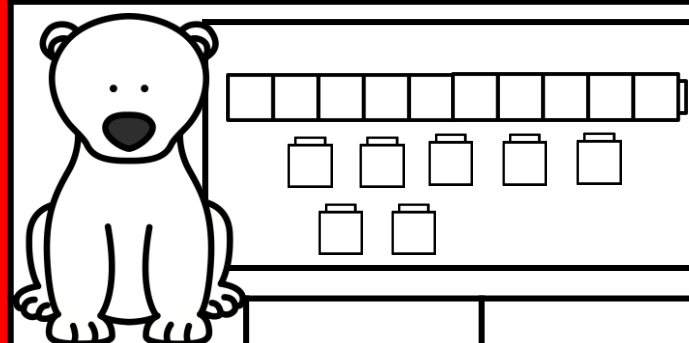
# Identify It! Cover It!

Identify: Numbers 1-20





TARA WEST LITTLE MINDS AT WORK

Identify: Numbers 1-20





TARA WEST LITTLE MINDS AT WORK

Identify: Numbers 1-20



TARA WEST LITTLE MINDS AT WORK

Identify: Numbers 1-20



TARA WEST LITTLE MINDS AT WORK

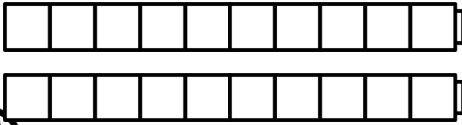



## IDENTIFYING COUNTERS: 0-20

Directions: State the number. Cover the number.

**Identify It! Cover It!**

Identify: Numbers 1-20



20

18

19


TARA WEST LITTLE MINDS AT WORK



**Identify It! Clip It! Check It!**

0

1




Numbers 0-20

TARA WEST LITTLE MINDS AT WORK

1

2




Numbers 0-20

TARA WEST LITTLE MINDS AT WORK

2

3



Numbers 0-20

TARA WEST LITTLE MINDS AT WORK

0


1

2

**Identify It! Clip It! Check It!**

2

3




Numbers 0-20

TARA WEST LITTLE MINDS AT WORK

4

5




Numbers 0-20

TARA WEST LITTLE MINDS AT WORK

3

5



Numbers 0-20

TARA WEST LITTLE MINDS AT WORK


3

4

5

6

7




Numbers 0-20

TARA WEST LITTLE MINDS AT WORK

7

5




Numbers 0-20

TARA WEST LITTLE MINDS AT WORK

9

8



Numbers 0-20

TARA WEST LITTLE MINDS AT WORK

6



7

8

**Identify It! Clip It! Check It!**


8

9



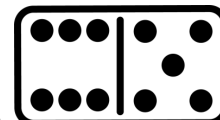

10

5



11

9



Numbers 0-20

TARA WEST LITTLE MINDS AT WORK

Numbers 0-20

TARA WEST LITTLE MINDS AT WORK

Numbers 0-20

TARA WEST LITTLE MINDS AT WORK

9


10

11

**Identify It! Clip It! Check It!**

10

12




Numbers 0-20

TARA WEST LITTLE MINDS AT WORK

11

13




Numbers 0-20

TARA WEST LITTLE MINDS AT WORK

14

13



Numbers 0-20

TARA WEST LITTLE MINDS AT WORK

12


13

14




15

12




14

16



17

18



Numbers 0-20

TARA WEST LITTLE MINDS AT WORK

Numbers 0-20

TARA WEST LITTLE MINDS AT WORK

Numbers 0-20

TARA WEST LITTLE MINDS AT WORK


15

16

17


16

18




19

20



17

20



Numbers 0-20

TARA WEST LITTLE MINDS AT WORK

Numbers 0-20

TARA WEST LITTLE MINDS AT WORK

Numbers 0-20

TARA WEST LITTLE MINDS AT WORK


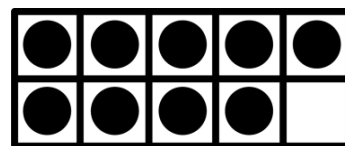
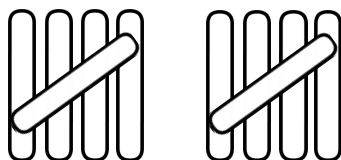

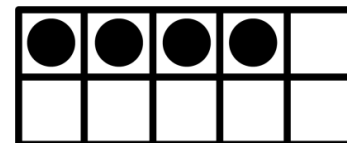


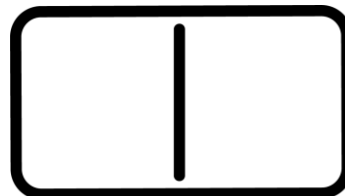
18

19

20

Directions: Pull and cover the picture.

Pull and Cover It!



1

Numbers 0-20

TARA WEST LITTLE MINDS AT WORK

2

Numbers 0-20

TARA WEST LITTLE MINDS AT WORK

3

Numbers 0-20

TARA WEST LITTLE MINDS AT WORK

4

Numbers 0-20

TARA WEST LITTLE MINDS AT WORK

5

Numbers 0-20

TARA WEST LITTLE MINDS AT WORK

6

Numbers 0-20

TARA WEST LITTLE MINDS AT WORK

7

Numbers 0-20

TARA WEST LITTLE MINDS AT WORK

8

Numbers 0-20

TARA WEST LITTLE MINDS AT WORK

9

Numbers 0-20

TARA WEST LITTLE MINDS AT WORK

10

Numbers 0-20

TARA WEST LITTLE MINDS AT WORK

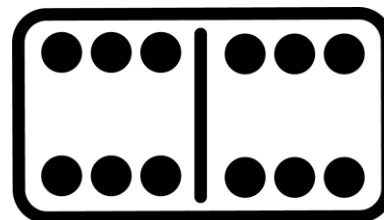



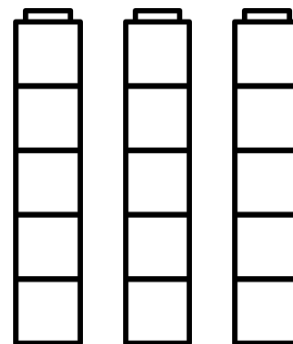
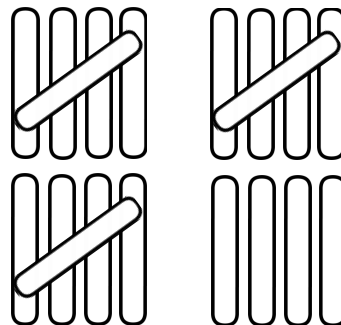
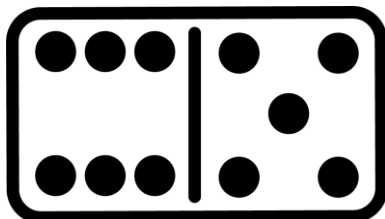
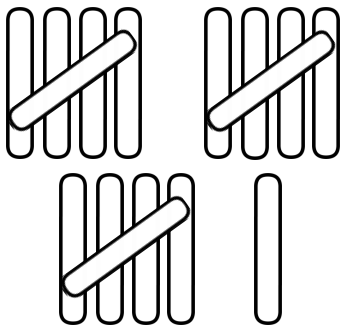


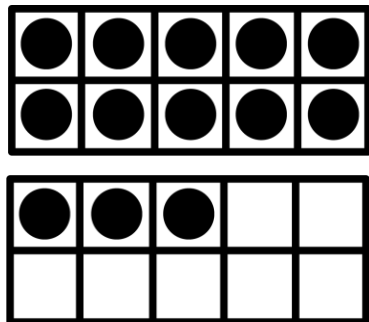
0

Numbers 0-20

TARA WEST LITTLE MINDS AT WORK

Directions: Pull and cover the picture.

# Pull and Cover It!





10

Numbers 0-20

TARA WEST LITTLE MINDS AT WORK

11

Numbers 0-20

TARA WEST LITTLE MINDS AT WORK

12

Numbers 0-20

TARA WEST LITTLE MINDS AT WORK

13

Numbers 0-20

TARA WEST LITTLE MINDS AT WORK

14

Numbers 0-20

TARA WEST LITTLE MINDS AT WORK

15

Numbers 0-20

TARA WEST LITTLE MINDS AT WORK

16

Numbers 0-20

TARA WEST LITTLE MINDS AT WORK

17

Numbers 0-20

TARA WEST LITTLE MINDS AT WORK

18

Numbers 0-20

TARA WEST LITTLE MINDS AT WORK

19




Numbers 0-20




TARA WEST LITTLE MINDS AT WORK



20



Numbers 0-20

TARA WEST LITTLE MINDS AT WORK



























Directions: Turn over two cards to create matches.

0



1



2



3



4



5



6



7



8



9



10



=



Directions: Turn over two cards to create matches.

12



13



14



15



16



17



18



19



20




Directions: Turn over two cards to create matches.

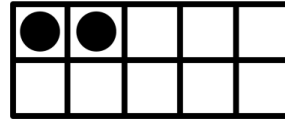
Numbers 0-20



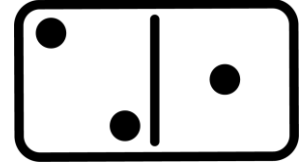
Numbers 0-20



Numbers 0-20



Numbers 0-20




Numbers 0-20




Numbers 0-20




Numbers 0-20




Numbers 0-20



Numbers 0-20




Numbers 0-20



Numbers 0-20

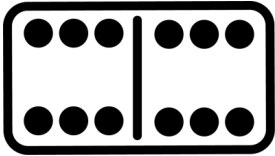


Numbers 0-20




Directions: Turn over two cards to create matches.

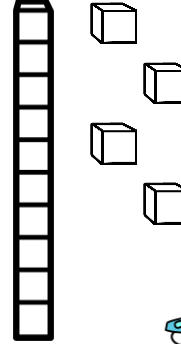
Numbers 0-20




Numbers 0-20




Numbers 0-20



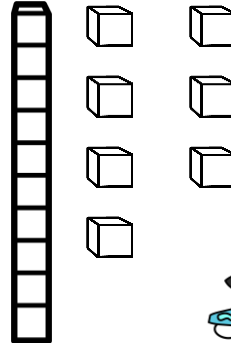
Numbers 0-20




Numbers 0-20




Numbers 0-20




Numbers 0-20



Numbers 0-20



Numbers 0-20





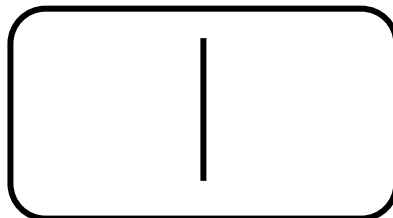
Directions: Let's practice all the different ways we can show and represent a number.



Write the number.

_____
-----
_____

Show on a domino.



Show with counters.

Show in a ten frame.


Show as a picture.

Show as fingers.

Show on a number path.

1	2	3	4	5	6	7	8	9	10
---	---	---	---	---	---	---	---	---	----

Show as an equation.

_____	<div style="border: 1px solid black; width: 20px; height: 20px; display: inline-block;"></div>	_____	=	_____
-------	--	-------	---	-------

Show with tallies.

Directions: Let's practice all the different ways we can show and represent a number.



Write the number.

---



---



---

Show on a domino.

Show with counters.

Show in ten frames.


Show as a picture.

Show as fingers.

Show on a number path.

11	12	13	14	15	16	17	18	19	20
----	----	----	----	----	----	----	----	----	----

Show as an equation.

=

+

=

Show with tallies.



This packet is the property of Tara West and is protected through copyright and trademark registrations. All rights reserved.

No part of this digital download may be reproduced electronically, shared without additional licenses, or placed on the internet for others to access without the prior permission from the publisher, Tara West.

If you are a school district using this download as curriculum for more than one teacher an additional school license will need to be purchased.

Fonts used within this download are intellectual property of Kimberly Geswein and Print Designs by Kris.

The clipart images are intellectual property of [Laura Strickland of Whimsy Clips](#).

#### Contact Information

Email: [littlemindsatworkLLC@gmail.com](mailto:littlemindsatworkLLC@gmail.com)

Website: [www.littlemindsatwork.org](http://www.littlemindsatwork.org)

Store: <http://www.teacherspayteachers.com/Store/Tara-West>