
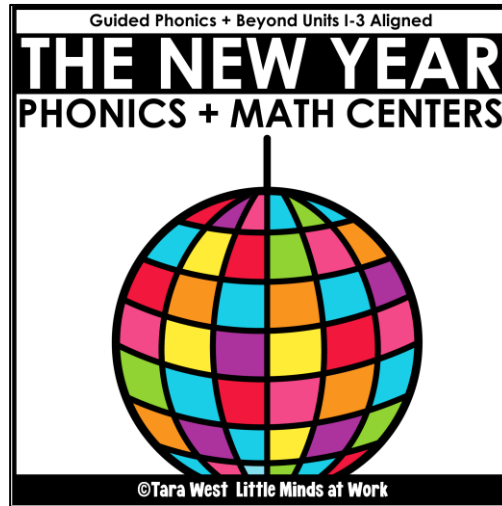


Thanks so much for downloading the free Ball Droppin' Math and Phonics Centers. Students will work on numbers 0-20 and CVC words. If you have additional questions about this packet, you can reach out to me directly at [littlemindsatworkLLC@gmail.com](mailto:littlemindsatworkLLC@gmail.com)



CLICK HERE TO JOIN THE FACEBOOK COMMUNITY



Click to view  
additional NEW  
YEAR centers  
and activities!





10




q






8



7





6




5






4




3






2



1





q



8



7



6







5



4





3



2





20

--

--



19

--

--





18




17






16




15






14




13






12







19





18






**17**



**16**





15



14






13




12

# Name:


**Directions:** Write the numbers as you count down.




10




5




3




9




4




7




2



6



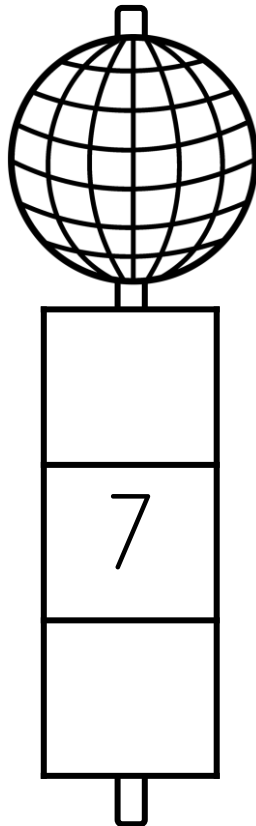
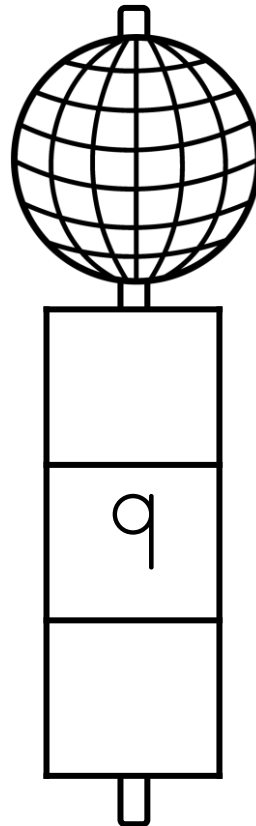
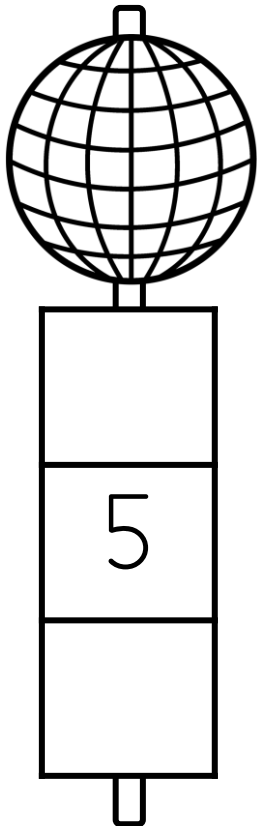
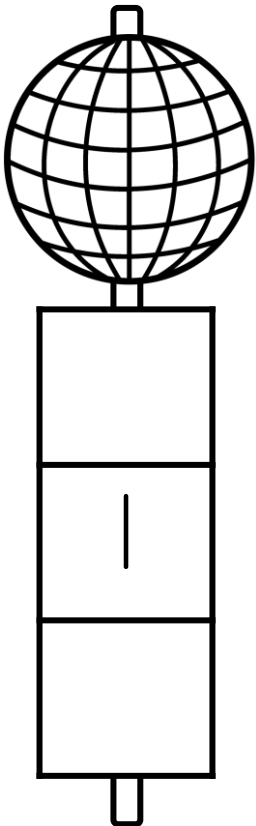
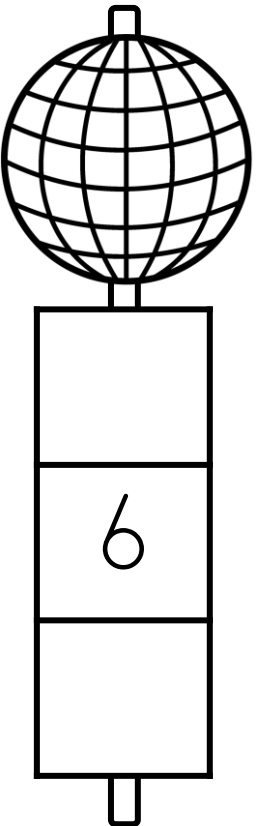
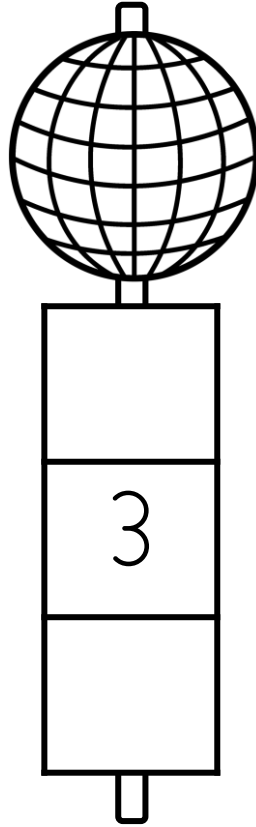
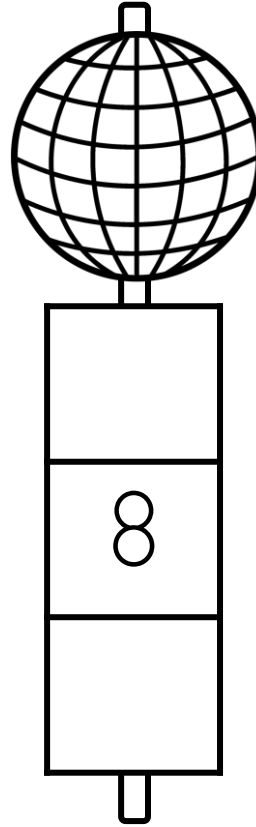
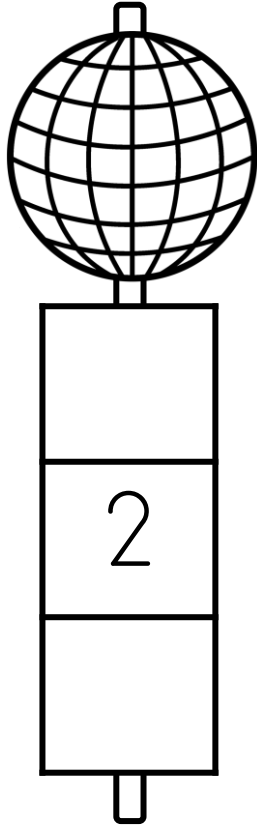
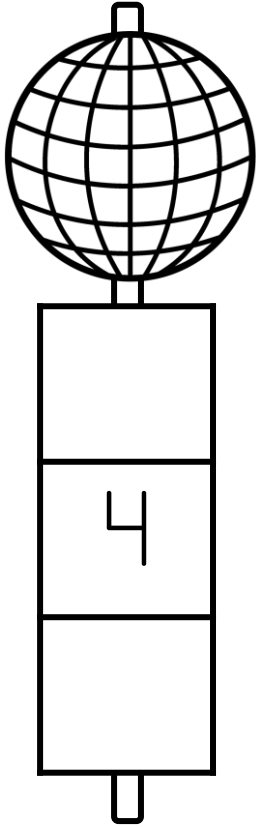
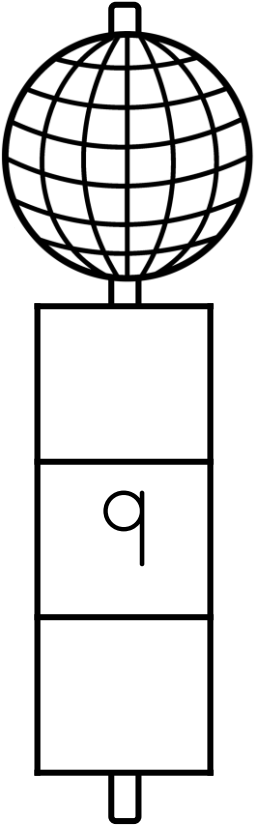
10



8

Name: \_\_\_\_\_

Directions: Write the numbers as you count down.



# Name:

**Directions:** Write the numbers as you count down.



20



15




13



19




14




17



12



16



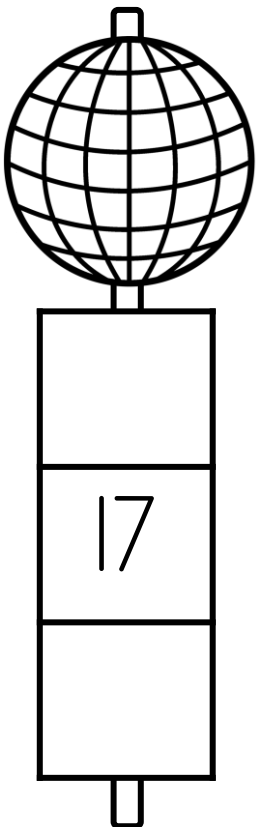
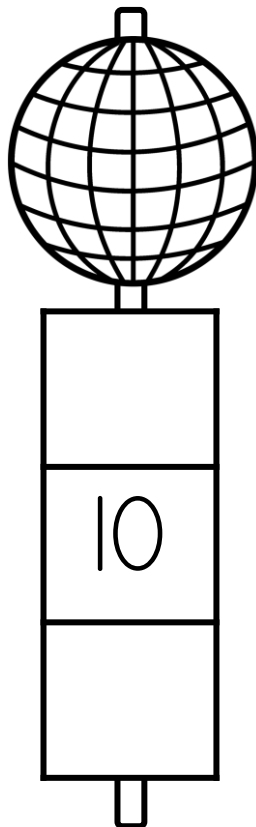
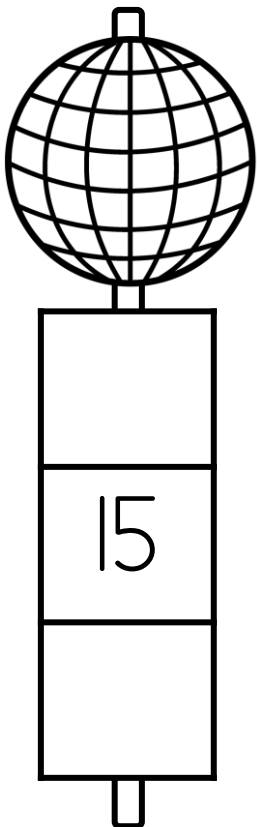
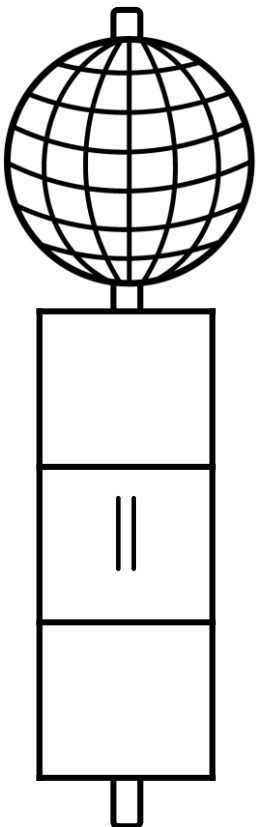
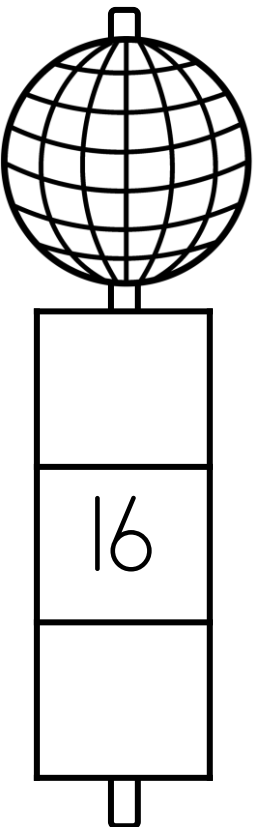
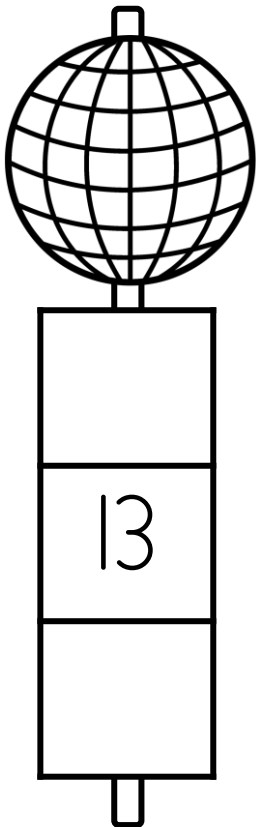
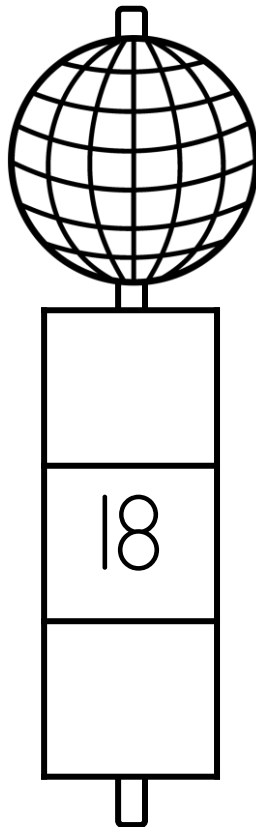
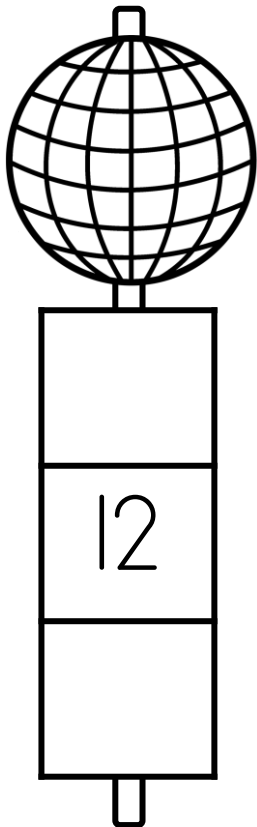
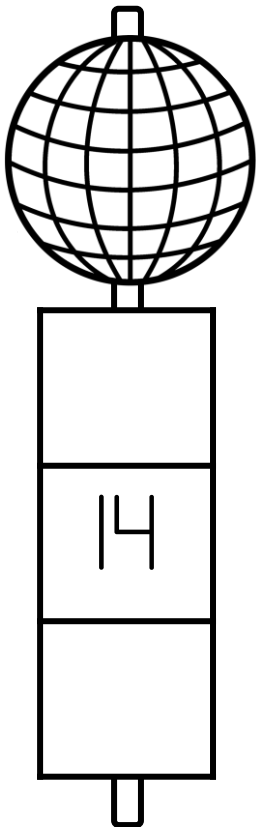
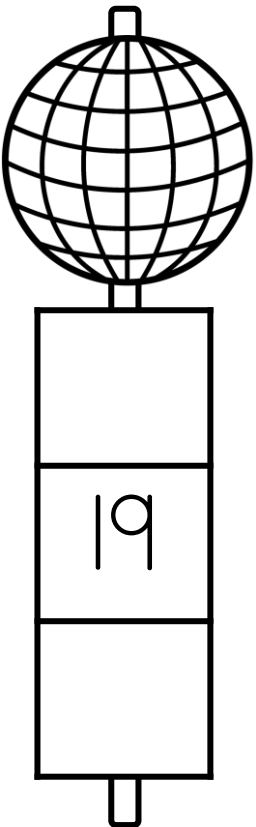
11







18

# Name:





**Directions:** Write the numbers as you count down.















	<hr/>
	<hr/>
	<hr/>
	<hr/>






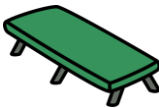
	<hr/>
	<hr/>
	<hr/>
	<hr/>









	
	
	
	







	
	
	
	




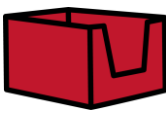



















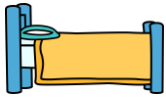




















# Name:

**Directions:** Follow the word chain as you write each CVC word.










Name: \_\_\_\_\_

Directions: Follow the word chain as you write each CVC word.












Name: \_\_\_\_\_

Directions: Follow the word chain as you write each CVC word.









**This packet is the property of Tara West and is protected through copyright and trademark registrations. All rights reserved.**

**No part of this digital download may be reproduced electronically, shared without additional licenses, or placed on the internet for others to access without the prior permission from the publisher, Tara West.**

**If you are a school district using this download as curriculum for more than one teacher an additional school license will need to be purchased.**

**Fonts used within this download are intellectual property of Print Designs by Kris.**

**The clipart images are intellectual property of Rainbow Sprinkle Studio and Laura Strickland of Whimsy Clips.**

### **Contact Information**

**Email: [littlemindsatworkLLC@gmail.com](mailto:littlemindsatworkLLC@gmail.com)**

**Website: [www.littlemindsatwork.org](http://www.littlemindsatwork.org)**

**Store: <http://www.teacherspayteachers.com/Store/Tara-West>**