

# SCIENCE OF READING

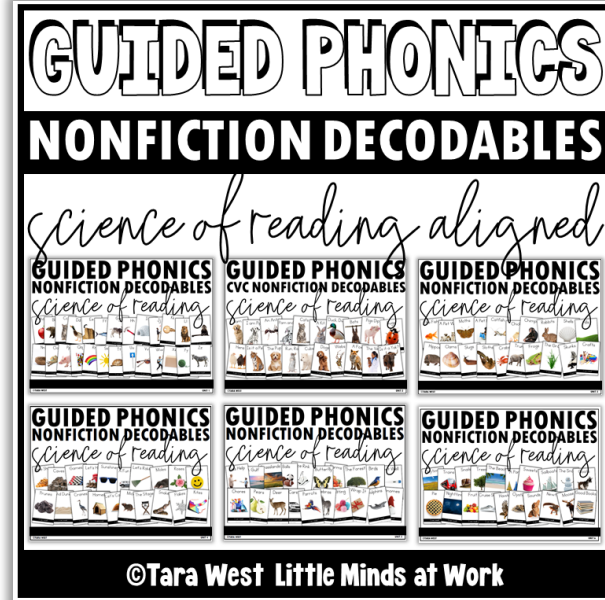

## JAN. DECODABLES



## A NOTE FROM TARA WEST

The Science of Reading: January Decodables were written with special detail to every reader. These decodables were designed to include best practices for the Science of Reading. These books can be used alongside any small-group curriculum. View the scope and sequence to note decodable words, decodable high frequency words, and irregular high frequency words in each reader. Each reader has an embedded review on the back cover. On the back cover, students will review letters/sounds found in the decodable, high frequency words, and decodable words. There are also embedded comprehension questions found on the back cover for quick check-ins with students. Along with each decodable book, there is matching all-in-one decodable sheet. Choose between the readers or the all-in-one sheets.

## ADDITIONAL DECODABLE BUNDLES



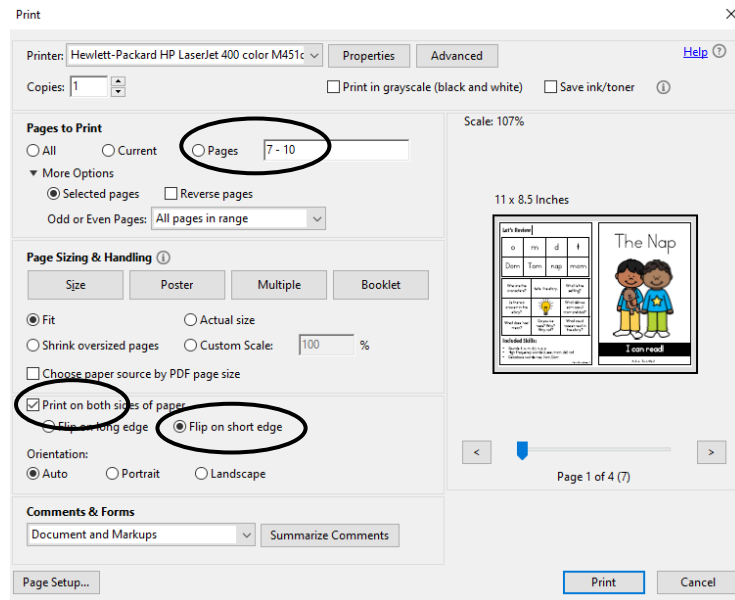
## CONNECT WITH ME

I would love to connect with you! Find me here:

**Email** **Website**  
**Instagram** **Facebook**  
**Facebook Group**



**Printing DOUBLE SIDED Easy Readers:** It is very important to follow a few quick printing tips. You can view a tutorial video [HERE](#)! First, you will type in the page numbers you wish to print. Next, select "fit". This will help the reader to fill the entire page and leave minimal white space. Then, select "print on both sides". Be sure to also select "flip on short edge". Lastly, select for the reader to print. NOTE: The books are best printed using Adobe Reader. Adobe Reader is a **free download**. The book will print out on two sheets of paper. You will simply fold the books. Double staple on the left side (optional).



**Printing MINI Readers:** Follow the steps below to prep the mini readers. You can view a tutorial video [HERE](#)!

**Fold landscape.**



**Fold portrait.**



**Cut along the line.**



**Unopen the sheet.**




**Quarter Fold.**



## Let's Review

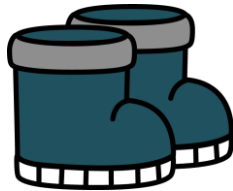
m	P	c	s
b	S	p	M
C	H	B	h



pants



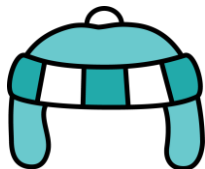
socks




boots



coat



hat




mittens

# Snow Day



I can read!



P, p, p.



M, m, m.







H, h, h.




S, s, s.





B, b, b.




C, c, c.



## Let's Review


m	P	c	s
b	S	p	M
C	H	B	h



pants




socks



boots



coat




hat



mittens

# Snow Day




I can read!






P, p, p.



M, m, m.






H, h, h.



S, s, s.





B, b, b.



C, c, c.





Name: \_\_\_\_\_





**Reader:**


Snow Day

P, p, p. 

C, c, c. 

S, s, s. 


H, h, h. 

B, b, b. 

M, m, m. 

# Let's Review

m	P	c	s
b	S	p	M
C	H	B	h



Guided Phonics • Beyond Girl 1

## Snow Day



I can read!

Author: Tara West



P, p, p.

1

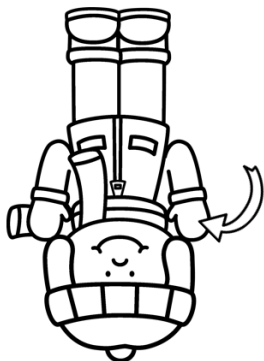


S, s, s.

2


9

M, m, m.



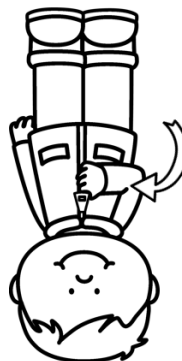
5

H, h, h.



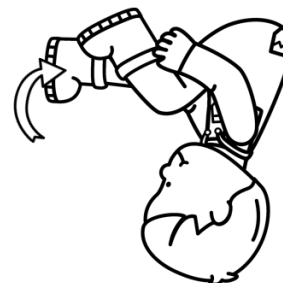
h

C, c, c.



3

B, b, b.



# Snow Day



I can read!

Author: Tara West



P, p, p.  
• • •

1



S, s, s.  
• • •

2



B, b, b.  
• • •

3



C, c, c.  
• • •

4



H, h, h.  
• • •

5







M, m, m.  
• • •

6

## Let's Review


m	P	c	s
b	S	p	M
C	H	B	h

 pants	 socks	 boots
 coat	 hat	 mittens



## Let's Review

k	q	d	i
kit	into	nap	hid
the	quick	and	look

What is a kit?	How are all the kits the same?	How are the kits different?
What is something a kit can do?		Where were the kits?
What is a fact about a kit?	What is an opinion about a kit?	What did you enjoy most about the story?

# A Kit



I can read!



Look at the kit. It  
bit into the log.



The kit and his sis  
can dig and dig.



Is the kit quick?

Yes, it is!



The fox kit can  
nap on its mom.



The kit did not  
hop. It hid.



The kit got a big  
nut.

# A Kit

Look at the kit. It bit into the log.

The fox kit can nap on its mom.

The kit did not hop. It hid.

The kit got a big nut.

Is the kit quick? Yes, it is!


The kit and his sis can dig and dig.





## Let's Review

k	q	d	i
kit	into	nap	hid
the	quick	and	look

What is a kit?	How are all the kits the same?	How are the kits different?
What is something a kit can do?		Where were the kits?
What is a fact about a kit?	What is an opinion about a kit?	What did you enjoy most about the story?

UNIT 2 | Review

# A Kit



I can read!

Author: Tara West



Look at the kit. It  
bit into the log.

1



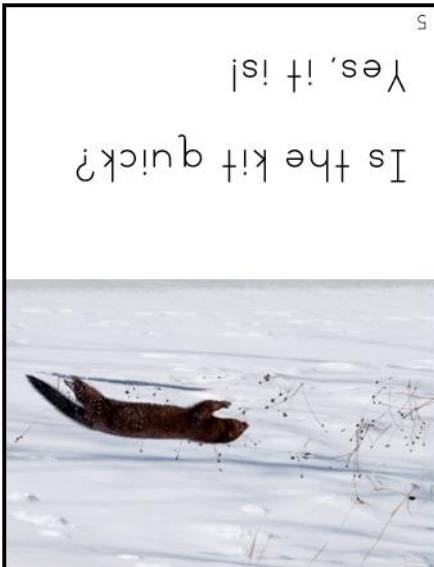
The fox kit can  
nap on its mom.

2



The kit and his sis  
can dig and dig.

9



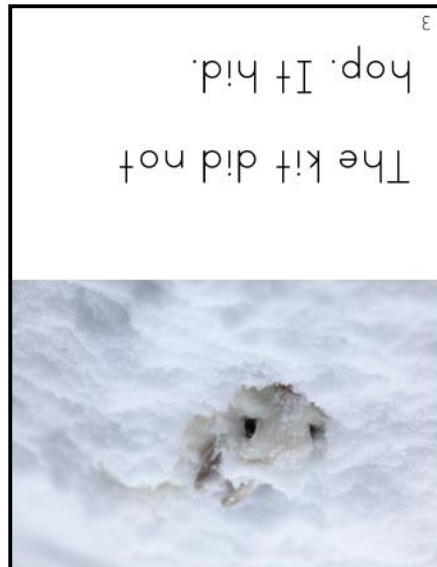
Is the kit quick?  
Yes, it is!

5



The kit got a big  
nut.

h



The kit did not  
hop. It hid.

3



# A Kit



I can read!

Author: Tara West



Look at the kit. It  
bit into the log.

1



The fox kit can  
nap on its mom.

2



The kit did not  
hop. It hid.

3



The kit got a big  
nut.

4



Is the kit quick?  
Yes, it is!

5




The kit and his sis  
can dig and dig.

6


## Let's Review

k	q	d	i
kit	into	nap	hid
the	quick	and	look

What is a kit?	How are all the kits the same?	How are the kits different?
What is something a kit can do?		Where were the kits?
What is a fact about a kit?	What is an opinion about a kit?	What did you enjoy most about the story?

## Let's Review

m	s	f	h
deck	look	said	man

Who are the characters in the story?	Why was the man sad?	Who helped the man?
How did Meg help the man?		What are two meanings for the word "set"?
How would you help the man?	How does the man feel about the hat?	Retell the story.

## Included Skills:

- Focus Skill: CVC words
- High frequency words: a, the, look, see, I, said
- Decodable words: man, is, on, deck, at, sad, Meg, can, fix, it, set, top, hat, him, not

Guided Phonics Review Lesson

# A Sad Man



I can read!

Author: Tara West



A man is on the  
deck.



The man is not  
sad!



Meg set a top hat  
on him.



Look at the man.  
Is the man sad?




Meg can see the  
sad man.



"I can fix it," said  
Meg.

## Let's Review

m	s	f	h
deck	look	said	man


Who are the characters in the story?	Why was the man sad?	Who helped the man?
How did Meg help the man?		What are two meanings for the word "set"?
How would you help the man?	How does the man feel about the hat?	Retell the story.

## Included Skills:

- Focus Skill: CVC words
- High frequency words: a, the, look, see, I, said
- Decodable words: man, is, on, deck, at, sad, Meg, can, fix, it, set, top, hat, him, not

Guided Phonics Review Lesson


# A Sad Man




I can read!

Author: Tara West







A man is on the  
deck.




The man is not  
sad!



Meg set a top hat  
on him.



Look at the man.  
Is the man sad?



Meg can see the  
sad man.



"I can fix it," said  
Meg.

Name: \_\_\_\_\_

**CVC Reader:**

A Sad Man

A man is on the deck.


Look at the man. Is the man sad?

Meg can see the sad man.

"I can fix it," said Meg.


Meg set a top hat on him.

The man is not sad!



## Let's Review

m	s	f	h
deck	look	said	man

Who are the characters in the story?	Why was the man sad?	Who helped the man?
How did Meg help the man?		What are two meanings for the word "set"?
How would you help the man?	How does the man feel about the hat?	Retell the story.

### Included Skills:

- Focus Skill: CVC words
- High frequency words: a, the, look, see, I, said
- Decodable words: man, is, on, deck, at, sad, Meg, can, fix, it, set, top, hat, him, not


Guided Phonics Review Lesson

## A Sad Man



I can read!

Author: Tara West



A man is on the  
deck.


1




Look at the man.  
Is the man sad?

2

9




The man is not  
sadi




Meg set a top hat  
on him.

5



"I can fix it," said  
Meg.

4



Meg can see the  
sad man.

3

# A Sad Man



I can read!

Author: Tara West



A man is on the  
deck.

1



Look at the man.  
Is the man sad?

2



Meg can see the  
sad man.

3



"I can fix it," said  
Meg.

4



Meg set a top hat  
on him.


5



The man is not  
sad!

6

## Let's Review

m	s	f	h
deck	look	said	man
Who are the characters in the story?	Why was the man sad?	Who helped the man?	
How did Meg help the man?		What are two meanings for the word 'set'?	
How would you help the man?	How does the man feel about the hat?	Retell the story.	

## Included Skills:

- Focus Skill: CVC words
- High frequency words: a, the, look, see, I, said
- Decodable words: man, is, on, deck, at, sad, Meg, can, fix, it, set, top, hat, him, not

Guided Phonics Review Lesson



# Guided Phonics + Beyond

Guided Phonics + Beyond is the property of Tara West and is protected through copyright and trademark registrations. All rights reserved.

No part of this digital download may be reproduced electronically, shared without additional licenses, or placed on the internet for others to access without the prior permission from the publisher, Tara West.

If you are a school district using this download as curriculum for more than one teacher an additional school license will need to be purchased.

Fonts used within this download are intellectual property of **Print Designs by Kris**.

The clipart images are intellectual property of **Laura Strickland of Whimsy Clips**.

## Contact Information

Email: [littlemindsatworkLLC@gmail.com](mailto:littlemindsatworkLLC@gmail.com)

Website: [www.littlemindsatwork.org](http://www.littlemindsatwork.org)

Store: <http://www.teacherspayteachers.com/Store/Tara-West>