
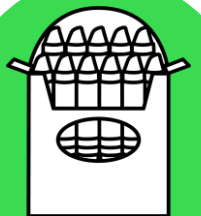


HANDS-ON + ENGAGING **DRAW AND READ** PHONICS-BASED DIRECTED DRAWINGS

FREEBIE


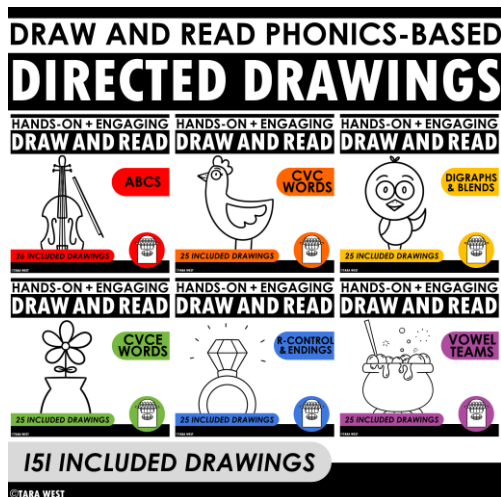




FROG



Thanks for downloading the free INSTANT Draw and Read freebie packet – Frog. Students will have access to the directed drawing material that can be used in whole-group or as an optional phonics center. If you have additional questions about this packet, you can reach out to me directly at littlemindsatworkLLC@gmail.com Access the year-long bundle of 151 directed drawings or the seasonal bundle of 25 drawings.

Click to view the phonics-based directed drawings bundle or the seasonal directed drawings bundle!





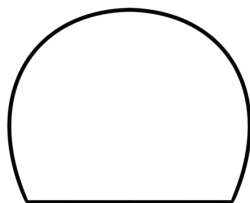
1.



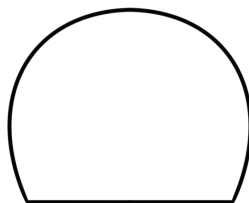
1.




2.




2.



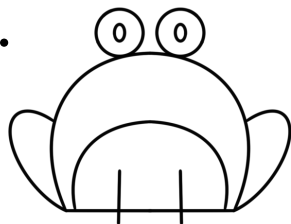
3.



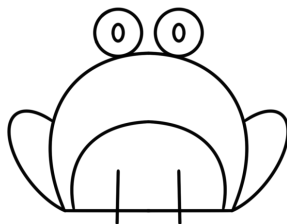
3.




4.




4.

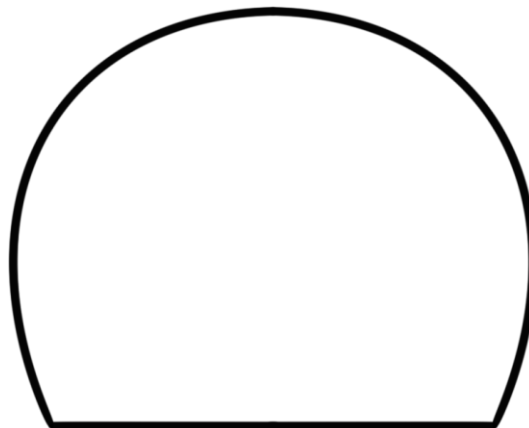






5.




5.









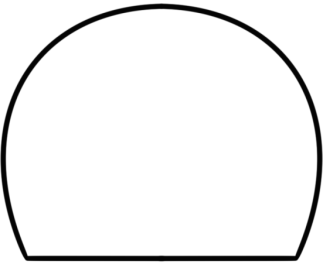




Name:






A large empty rectangular box for drawing.


Name: _____


Name: _____



Your turn to draw a
frog



Name: _____



Your turn to draw *and* label a
frog




draw



label

Name:




Draw it.

Draw it again.

Write about it.

Name:




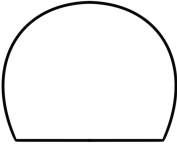
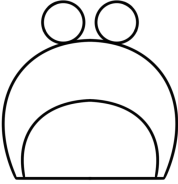

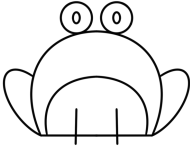


Draw it.

Draw it again.

Write about it.

Name: _____

Let's write a frog story



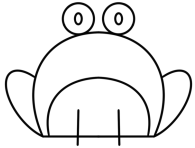
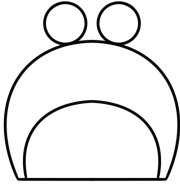
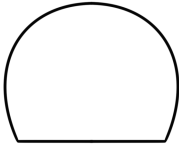
			<p>Draw it.</p> 
			

Write about it.

Name: _____

Let's write a frog story



Draw it.



Write about it.





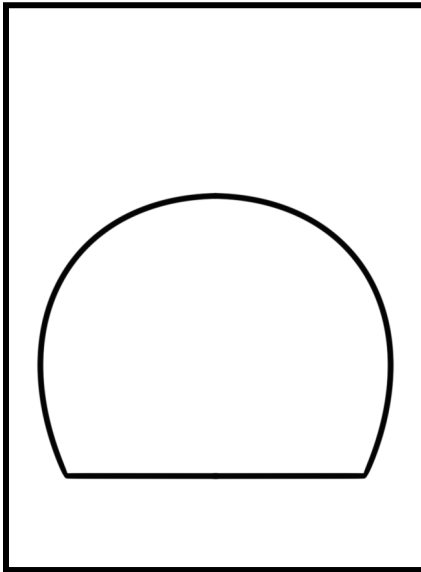

Name:





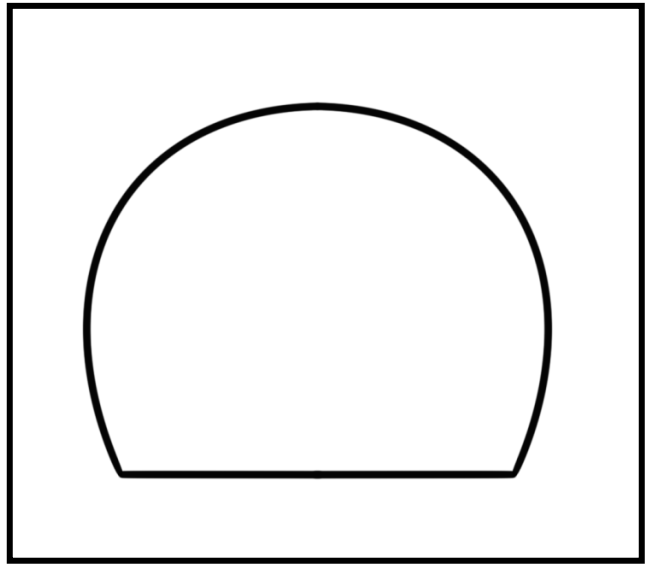
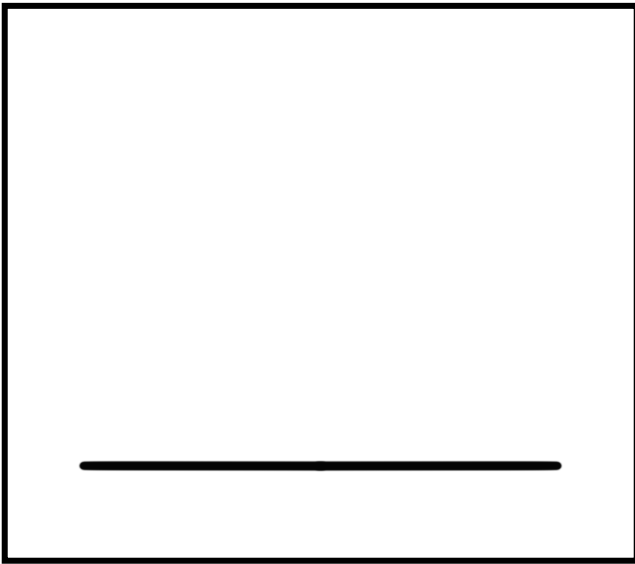
Today we learned
how to draw a step-
by-step frog.
Let's work
together to
draw it again.




--	--

Let's draw a frog







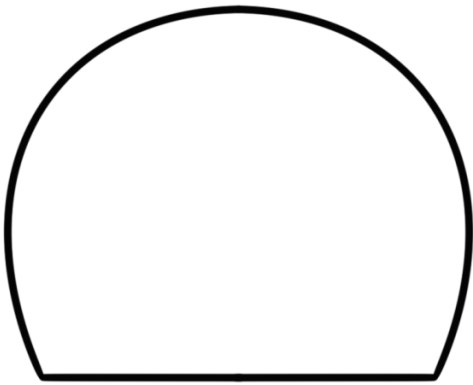
©Tara West – Little Minds at Work

1.




©Tara West – Little Minds at Work

2.




©Tara West – Little Minds at Work

3.




©Tara West – Little Minds at Work

4.



©Tara West – Little Minds at Work

5.



©Tara West – Little Minds at Work



This packet is the property of Tara West – Little Minds at Work, LLC. and is protected through copyright and trademark registrations. All rights reserved.

No part of this digital download may be reproduced electronically, shared without additional licenses, or placed on the internet for others to access without the prior permission from the publisher, Tara West.

If you are a school district using this download as curriculum for more than one teacher an additional school license will need to be purchased.

Fonts used within this download are intellectual property of **Print Designs by Kris** and artwork from **Fun with Franki**.

Contact Information

Email: littlemindsatworkLLC@gmail.com

Website: www.littlemindsatwork.org

Store: <http://www.teacherspayteachers.com/Store/Tara-West>