



End of Year Crown: The crowns can be printed on plain paper (allowing students an opportunity to color) or printed on colored printing paper. The crowns will be attached to sentence strips or 2-inch strips of paper. Trim and staple the strips to each child's head.




I Did It!




I Did It!

End of Year Crown: The crowns can be printed on plain paper (allowing students an opportunity to color) or printed on colored printing paper. The crowns will be attached to sentence strips or 2-inch strips of paper. Trim and staple the strips to each child's head.




**ZOOMING
Into Summer!**




**ZOOMING
Into Summer!**

End of Year Crown: The crowns can be printed on plain paper (allowing students an opportunity to color) or printed on colored printing paper. The crowns will be attached to sentence strips or 2-inch strips of paper. Trim and staple the strips to each child's head.




It's the last day of
Pre-K




It's the last day of
Pre-K

End of Year Crown: The crowns can be printed on plain paper (allowing students an opportunity to color) or printed on colored printing paper. The crowns will be attached to sentence strips or 2-inch strips of paper. Trim and staple the strips to each child's head.




It's the last day of
Preschool




It's the last day of
Preschool

End of Year Crown: The crowns can be printed on plain paper (allowing students an opportunity to color) or printed on colored printing paper. The crowns will be attached to sentence strips or 2-inch strips of paper. Trim and staple the strips to each child's head.




It's the last day of
TK




It's the last day of
TK

End of Year Crown: The crowns can be printed on plain paper (allowing students an opportunity to color) or printed on colored printing paper. The crowns will be attached to sentence strips or 2-inch strips of paper. Trim and staple the strips to each child's head.




It's the last day of
Junior K




It's the last day of
Junior K

End of Year Crown: The crowns can be printed on plain paper (allowing students an opportunity to color) or printed on colored printing paper. The crowns will be attached to sentence strips or 2-inch strips of paper. Trim and staple the strips to each child's head.




It's the last day of
Young 5s




It's the last day of
Young 5s

End of Year Crown: The crowns can be printed on plain paper (allowing students an opportunity to color) or printed on colored printing paper. The crowns will be attached to sentence strips or 2-inch strips of paper. Trim and staple the strips to each child's head.




It's the last day of
Kindergarten




It's the last day of
Kindergarten

End of Year Crown: The crowns can be printed on plain paper (allowing students an opportunity to color) or printed on colored printing paper. The crowns will be attached to sentence strips or 2-inch strips of paper. Trim and staple the strips to each child's head.




It's the last day of
First Grade




It's the last day of
First Grade

End of Year Crown: The crowns can be printed on plain paper (allowing students an opportunity to color) or printed on colored printing paper. The crowns will be attached to sentence strips or 2-inch strips of paper. Trim and staple the strips to each child's head.




It's the last day of
Second Grade




It's the last day of
Second Grade

End of Year Crown: The crowns can be printed on plain paper (allowing students an opportunity to color) or printed on colored printing paper. The crowns will be attached to sentence strips or 2-inch strips of paper. Trim and staple the strips to each child's head.



It's the last day of
Third Grade



It's the last day of
Third Grade

End of Year Crown: The crowns can be printed on plain paper (allowing students an opportunity to color) or printed on colored printing paper. The crowns will be attached to sentence strips or 2-inch strips of paper. Trim and staple the strips to each child's head.




promoted to
Pre-K




promoted to
Pre-K

End of Year Crown: The crowns can be printed on plain paper (allowing students an opportunity to color) or printed on colored printing paper. The crowns will be attached to sentence strips or 2-inch strips of paper. Trim and staple the strips to each child's head.



promoted to
Preschool




promoted to
Preschool


End of Year Crown: The crowns can be printed on plain paper (allowing students an opportunity to color) or printed on colored printing paper. The crowns will be attached to sentence strips or 2-inch strips of paper. Trim and staple the strips to each child's head.



End of Year Crown: The crowns can be printed on plain paper (allowing students an opportunity to color) or printed on colored printing paper. The crowns will be attached to sentence strips or 2-inch strips of paper. Trim and staple the strips to each child's head.



promoted to
Junior K




promoted to
Junior K

End of Year Crown: The crowns can be printed on plain paper (allowing students an opportunity to color) or printed on colored printing paper. The crowns will be attached to sentence strips or 2-inch strips of paper. Trim and staple the strips to each child's head.




End of Year Crown: The crowns can be printed on plain paper (allowing students an opportunity to color) or printed on colored printing paper. The crowns will be attached to sentence strips or 2-inch strips of paper. Trim and staple the strips to each child's head.



promoted to

Kindergarten



promoted to

Kindergarten

End of Year Crown: The crowns can be printed on plain paper (allowing students an opportunity to color) or printed on colored printing paper. The crowns will be attached to sentence strips or 2-inch strips of paper. Trim and staple the strips to each child's head.



promoted to
First Grade



promoted to
First Grade

End of Year Crown: The crowns can be printed on plain paper (allowing students an opportunity to color) or printed on colored printing paper. The crowns will be attached to sentence strips or 2-inch strips of paper. Trim and staple the strips to each child's head.



promoted to

Second Grade



promoted to

Second Grade

End of Year Crown: The crowns can be printed on plain paper (allowing students an opportunity to color) or printed on colored printing paper. The crowns will be attached to sentence strips or 2-inch strips of paper. Trim and staple the strips to each child's head.




promoted to
Third Grade




promoted to
Third Grade

End of Year Crown: The crowns can be printed on plain paper (allowing students an opportunity to color) or printed on colored printing paper. The crowns will be attached to sentence strips or 2-inch strips of paper. Trim and staple the strips to each child's head.




I am ready to learn in
Pre-K




I am ready to learn in
Pre-K

End of Year Crown: The crowns can be printed on plain paper (allowing students an opportunity to color) or printed on colored printing paper. The crowns will be attached to sentence strips or 2-inch strips of paper. Trim and staple the strips to each child's head.




I am ready to learn in
Preschool




I am ready to learn in
Preschool

End of Year Crown: The crowns can be printed on plain paper (allowing students an opportunity to color) or printed on colored printing paper. The crowns will be attached to sentence strips or 2-inch strips of paper. Trim and staple the strips to each child's head.




I am ready to learn in
TK




I am ready to learn in
TK

End of Year Crown: The crowns can be printed on plain paper (allowing students an opportunity to color) or printed on colored printing paper. The crowns will be attached to sentence strips or 2-inch strips of paper. Trim and staple the strips to each child's head.




I am ready to learn in
Junior K




I am ready to learn in
Junior K

End of Year Crown: The crowns can be printed on plain paper (allowing students an opportunity to color) or printed on colored printing paper. The crowns will be attached to sentence strips or 2-inch strips of paper. Trim and staple the strips to each child's head.




I am ready to learn in
Young 5s




I am ready to learn in
Young 5s

End of Year Crown: The crowns can be printed on plain paper (allowing students an opportunity to color) or printed on colored printing paper. The crowns will be attached to sentence strips or 2-inch strips of paper. Trim and staple the strips to each child's head.




I am ready to learn in
Kindergarten




I am ready to learn in
Kindergarten

End of Year Crown: The crowns can be printed on plain paper (allowing students an opportunity to color) or printed on colored printing paper. The crowns will be attached to sentence strips or 2-inch strips of paper. Trim and staple the strips to each child's head.




I am ready to learn in
First Grade




I am ready to learn in
First Grade

End of Year Crown: The crowns can be printed on plain paper (allowing students an opportunity to color) or printed on colored printing paper. The crowns will be attached to sentence strips or 2-inch strips of paper. Trim and staple the strips to each child's head.




I am ready to learn in
Second Grade




I am ready to learn in
Second Grade

End of Year Crown: The crowns can be printed on plain paper (allowing students an opportunity to color) or printed on colored printing paper. The crowns will be attached to sentence strips or 2-inch strips of paper. Trim and staple the strips to each child's head.

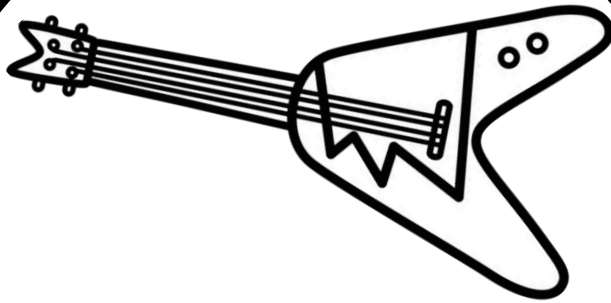


I am ready to learn in
Third Grade

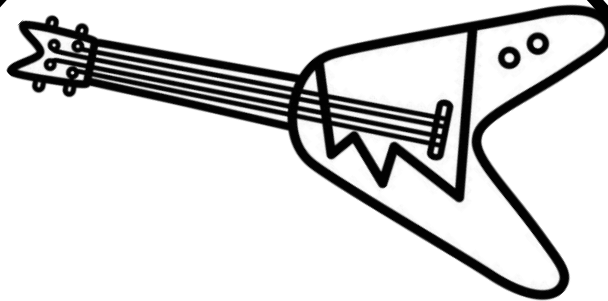


I am ready to learn in
Third Grade

End of Year Crown: The crowns can be printed on plain paper (allowing students an opportunity to color) or printed on colored printing paper. The crowns will be attached to sentence strips or 2-inch strips of paper. Trim and staple the strips to each child's head.

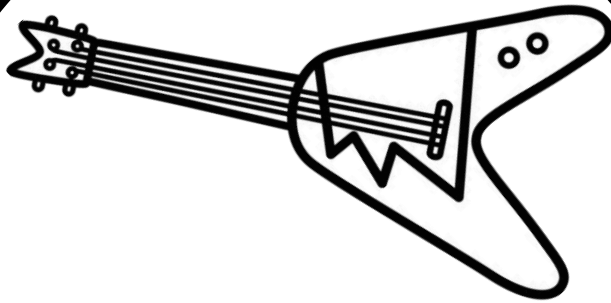


I rocked my last day of
Pre-K!

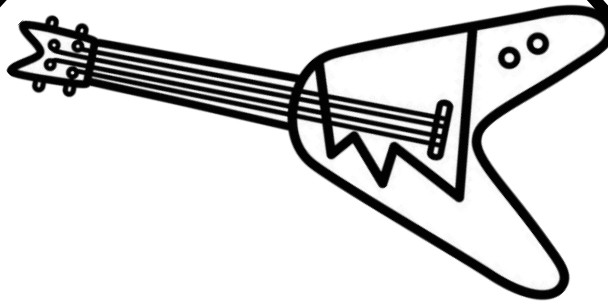


I rocked my last day of
Pre-K!

End of Year Crown: The crowns can be printed on plain paper (allowing students an opportunity to color) or printed on colored printing paper. The crowns will be attached to sentence strips or 2-inch strips of paper. Trim and staple the strips to each child's head.

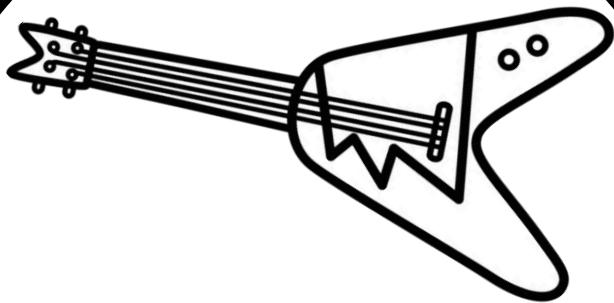


I rocked my last day of
Preschool!

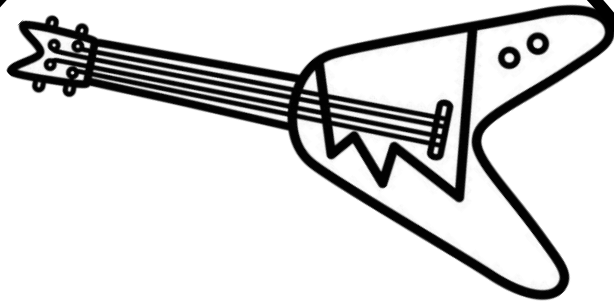


I rocked my last day of
Preschool!

End of Year Crown: The crowns can be printed on plain paper (allowing students an opportunity to color) or printed on colored printing paper. The crowns will be attached to sentence strips or 2-inch strips of paper. Trim and staple the strips to each child's head.

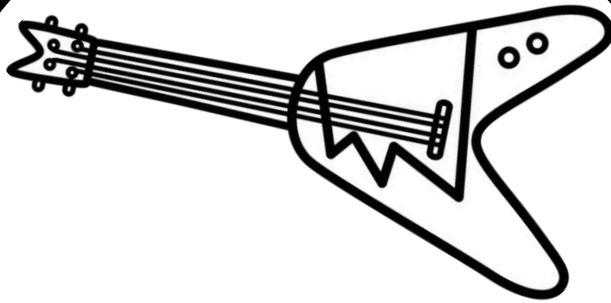


I rocked my last day of
TK!

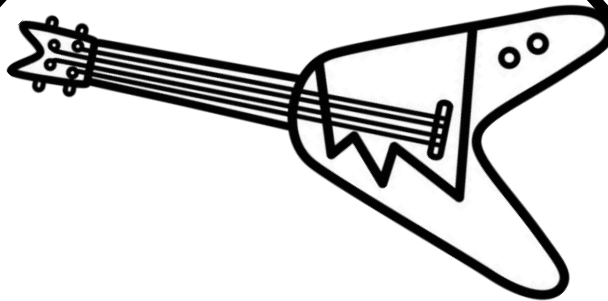


I rocked my last day of
TK!

End of Year Crown: The crowns can be printed on plain paper (allowing students an opportunity to color) or printed on colored printing paper. The crowns will be attached to sentence strips or 2-inch strips of paper. Trim and staple the strips to each child's head.

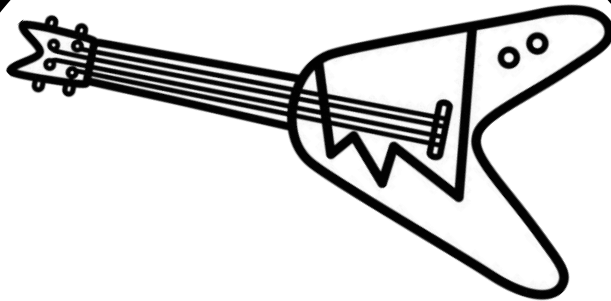


I rocked my last day of
Junior K!

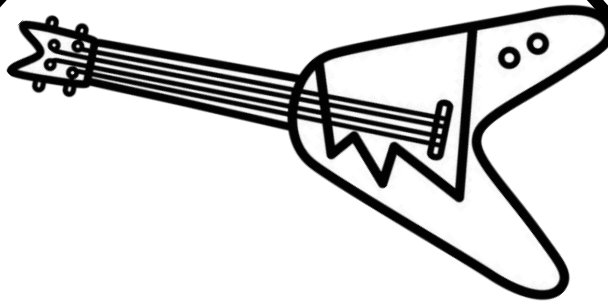


I rocked my last day of
Junior K!

End of Year Crown: The crowns can be printed on plain paper (allowing students an opportunity to color) or printed on colored printing paper. The crowns will be attached to sentence strips or 2-inch strips of paper. Trim and staple the strips to each child's head.

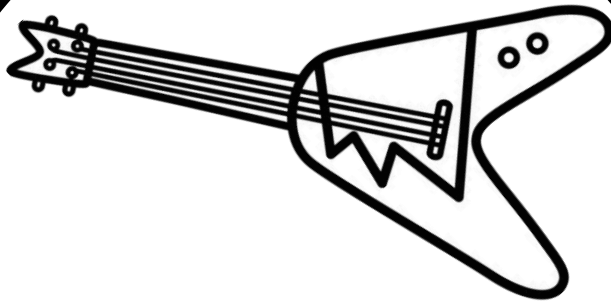


I rocked my last day of
Young 5s

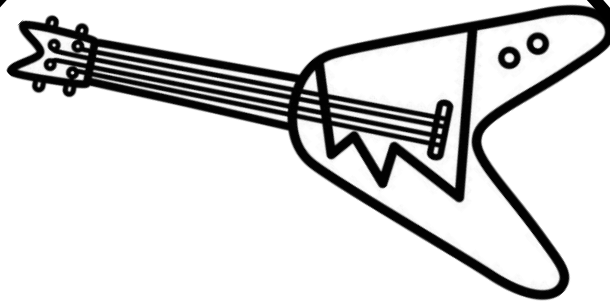


I rocked my last day of
Young 5s

End of Year Crown: The crowns can be printed on plain paper (allowing students an opportunity to color) or printed on colored printing paper. The crowns will be attached to sentence strips or 2-inch strips of paper. Trim and staple the strips to each child's head.

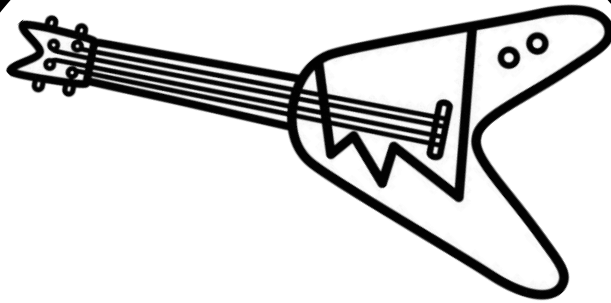


I rocked my last day of
Kindergarten!

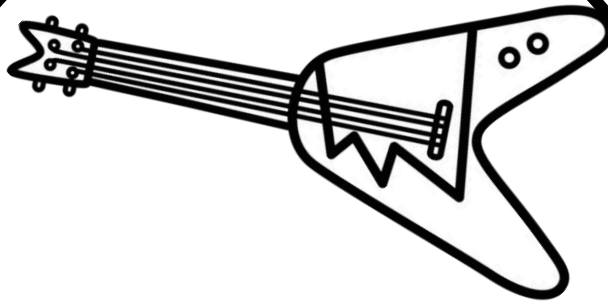


I rocked my last day of
Kindergarten!

End of Year Crown: The crowns can be printed on plain paper (allowing students an opportunity to color) or printed on colored printing paper. The crowns will be attached to sentence strips or 2-inch strips of paper. Trim and staple the strips to each child's head.

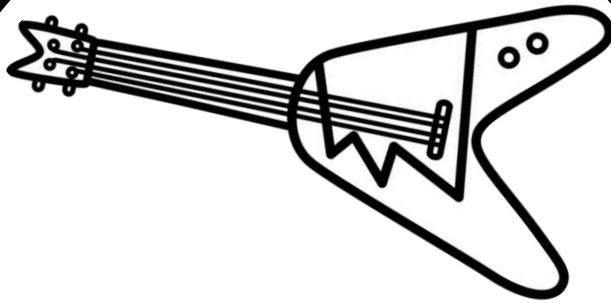


I rocked my last day of
First Grade!

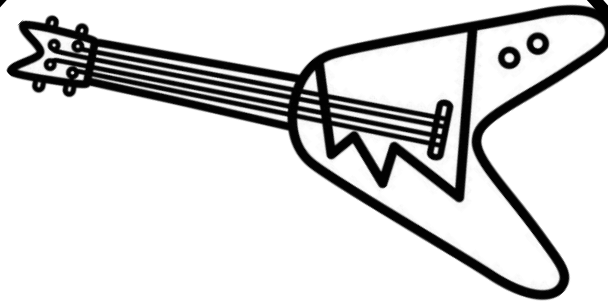


I rocked my last day of
First Grade!

End of Year Crown: The crowns can be printed on plain paper (allowing students an opportunity to color) or printed on colored printing paper. The crowns will be attached to sentence strips or 2-inch strips of paper. Trim and staple the strips to each child's head.



I rocked my last day of
Second Grade!



I rocked my last day of
Second Grade!



End of Year Crown: The crowns can be printed on plain paper (allowing students an opportunity to color) or printed on colored printing paper. The crowns will be attached to sentence strips or 2-inch strips of paper. Trim and staple the strips to each child's head.



End of Year Crown: The crowns can be printed on plain paper (allowing students an opportunity to color) or printed on colored printing paper. The crowns will be attached to sentence strips or 2-inch strips of paper. Trim and staple the strips to each child's head.



End of Year Crown: The crowns can be printed on plain paper (allowing students an opportunity to color) or printed on colored printing paper. The crowns will be attached to sentence strips or 2-inch strips of paper. Trim and staple the strips to each child's head.




End of Year Crown: The crowns can be printed on plain paper (allowing students an opportunity to color) or printed on colored printing paper. The crowns will be attached to sentence strips or 2-inch strips of paper. Trim and staple the strips to each child's head.




End of Year Crown: The crowns can be printed on plain paper (allowing students an opportunity to color) or printed on colored printing paper. The crowns will be attached to sentence strips or 2-inch strips of paper. Trim and staple the strips to each child's head.



End of Year Crown: The crowns can be printed on plain paper (allowing students an opportunity to color) or printed on colored printing paper. The crowns will be attached to sentence strips or 2-inch strips of paper. Trim and staple the strips to each child's head.




Kindergarten!




Kindergarten!

End of Year Crown: The crowns can be printed on plain paper (allowing students an opportunity to color) or printed on colored printing paper. The crowns will be attached to sentence strips or 2-inch strips of paper. Trim and staple the strips to each child's head.




First Grade!




First Grade!

End of Year Crown: The crowns can be printed on plain paper (allowing students an opportunity to color) or printed on colored printing paper. The crowns will be attached to sentence strips or 2-inch strips of paper. Trim and staple the strips to each child's head.




Second Grade!




Second Grade!

End of Year Crown: The crowns can be printed on plain paper (allowing students an opportunity to color) or printed on colored printing paper. The crowns will be attached to sentence strips or 2-inch strips of paper. Trim and staple the strips to each child's head.



Third Grade!



Third Grade!

End of Year Crown: The crowns can be printed on plain paper (allowing students an opportunity to color) or printed on colored printing paper. The crowns will be attached to sentence strips or 2-inch strips of paper. Trim and staple the strips to each child's head.

BRAVO!

I am ____ days

SMARTER

BRAVO!

I am ____ days

SMARTER

End of Year Crown: The crowns can be printed on plain paper (allowing students an opportunity to color) or printed on colored printing paper. The crowns will be attached to sentence strips or 2-inch strips of paper. Trim and staple the strips to each child's head.



I reached my

GOALS




I reached my

GOALS

End of Year Crown: The crowns can be printed on plain paper (allowing students an opportunity to color) or printed on colored printing paper. The crowns will be attached to sentence strips or 2-inch strips of paper. Trim and staple the strips to each child's head.



We made it to
SUMMER



We made it to
SUMMER

End of Year Crown: The crowns can be printed on plain paper (allowing students an opportunity to color) or printed on colored printing paper. The crowns will be attached to sentence strips or 2-inch strips of paper. Trim and staple the strips to each child's head.

