

# freebie


Thanks for downloading this freebie!  
View my freebie library [HERE](#).

Contact: Tara West  
littlemindsatworkLLC@gmail.com






**Last Day of School Crown:** The crowns can be printed on plain paper (allowing students an opportunity to color) or printed on colored printing paper. The crowns will be attached to sentence strips or 2 inch strips of paper. Trim and staple the strips to each child's head.



It's the last day of..  
**PRESCHOOL**



It's the last day of..  
**PRESCHOOL**



**Last Day of School Crown:** The crowns can be printed on plain paper (allowing students an opportunity to color) or printed on colored printing paper. The crowns will be attached to sentence strips or 2 inch strips of paper. Trim and staple the strips to each child's head.



It's the last day of..  
**PRESCHOOL**



It's the last day of..  
**PRESCHOOL**



**Last Day of School Crown:** The crowns can be printed on plain paper (allowing students an opportunity to color) or printed on colored printing paper. The crowns will be attached to sentence strips or 2 inch strips of paper. Trim and staple the strips to each child's head.




It's the last day of..  
**PRESCHOOL**




It's the last day of..  
**PRESCHOOL**



**Last Day of School Crown:** The crowns can be printed on plain paper (allowing students an opportunity to color) or printed on colored printing paper. The crowns will be attached to sentence strips or 2 inch strips of paper. Trim and staple the strips to each child's head.




It's the last day of..  
**PRESCHOOL**



It's the last day of..  
**PRESCHOOL**




**Last Day of School Crown:** The crowns can be printed on plain paper (allowing students an opportunity to color) or printed on colored printing paper. The crowns will be attached to sentence strips or 2 inch strips of paper. Trim and staple the strips to each child's head.



It's the last day of...

**PRE-K**



It's the last day of...

**PRE-K**



**Last Day of School Crown:** The crowns can be printed on plain paper (allowing students an opportunity to color) or printed on colored printing paper. The crowns will be attached to sentence strips or 2 inch strips of paper. Trim and staple the strips to each child's head.



It's the last day of..  
**PRE-K**



It's the last day of..  
**PRE-K**



**Last Day of School Crown:** The crowns can be printed on plain paper (allowing students an opportunity to color) or printed on colored printing paper. The crowns will be attached to sentence strips or 2 inch strips of paper. Trim and staple the strips to each child's head.



It's the last day of..  
**PRE-K**




It's the last day of..  
**PRE-K**






**Last Day of School Crown:** The crowns can be printed on plain paper (allowing students an opportunity to color) or printed on colored printing paper. The crowns will be attached to sentence strips or 2 inch strips of paper. Trim and staple the strips to each child's head.



It's the last day of...

**PRE-K**




It's the last day of...

**PRE-K**




**Last Day of School Crown:** The crowns can be printed on plain paper (allowing students an opportunity to color) or printed on colored printing paper. The crowns will be attached to sentence strips or 2 inch strips of paper. Trim and staple the strips to each child's head.



It's the last day of...

**TK**



It's the last day of...

**TK**



**Last Day of School Crown:** The crowns can be printed on plain paper (allowing students an opportunity to color) or printed on colored printing paper. The crowns will be attached to sentence strips or 2 inch strips of paper. Trim and staple the strips to each child's head.



It's the last day of..  
**TK**



It's the last day of..  
**TK**



**Last Day of School Crown:** The crowns can be printed on plain paper (allowing students an opportunity to color) or printed on colored printing paper. The crowns will be attached to sentence strips or 2 inch strips of paper. Trim and staple the strips to each child's head.



It's the last day of..  
**TK**



It's the last day of..  
**TK**



**Last Day of School Crown:** The crowns can be printed on plain paper (allowing students an opportunity to color) or printed on colored printing paper. The crowns will be attached to sentence strips or 2 inch strips of paper. Trim and staple the strips to each child's head.



It's the last day of...

**TK**




It's the last day of...

**TK**




**Last Day of School Crown:** The crowns can be printed on plain paper (allowing students an opportunity to color) or printed on colored printing paper. The crowns will be attached to sentence strips or 2 inch strips of paper. Trim and staple the strips to each child's head.



It's the last day of...

**KINDERGARTEN**



It's the last day of...

**KINDERGARTEN**



**Last Day of School Crown:** The crowns can be printed on plain paper (allowing students an opportunity to color) or printed on colored printing paper. The crowns will be attached to sentence strips or 2 inch strips of paper. Trim and staple the strips to each child's head.



It's the last day of...

**KINDERGARTEN**



It's the last day of...

**KINDERGARTEN**



**Last Day of School Crown:** The crowns can be printed on plain paper (allowing students an opportunity to color) or printed on colored printing paper. The crowns will be attached to sentence strips or 2 inch strips of paper. Trim and staple the strips to each child's head.



It's the last day of...

**KINDERGARTEN**




It's the last day of...

**KINDERGARTEN**






**Last Day of School Crown:** The crowns can be printed on plain paper (allowing students an opportunity to color) or printed on colored printing paper. The crowns will be attached to sentence strips or 2 inch strips of paper. Trim and staple the strips to each child's head.



It's the last day of...

**KINDERGARTEN**




It's the last day of...

**KINDERGARTEN**




**Last Day of School Crown:** The crowns can be printed on plain paper (allowing students an opportunity to color) or printed on colored printing paper. The crowns will be attached to sentence strips or 2 inch strips of paper. Trim and staple the strips to each child's head.



It's the last day of...

**FIRST GRADE**



It's the last day of...

**FIRST GRADE**



**Last Day of School Crown:** The crowns can be printed on plain paper (allowing students an opportunity to color) or printed on colored printing paper. The crowns will be attached to sentence strips or 2 inch strips of paper. Trim and staple the strips to each child's head.



It's the last day of...

# FIRST GRADE



It's the last day of...

# FIRST GRADE



**Last Day of School Crown:** The crowns can be printed on plain paper (allowing students an opportunity to color) or printed on colored printing paper. The crowns will be attached to sentence strips or 2 inch strips of paper. Trim and staple the strips to each child's head.




It's the last day of..  
**FIRST GRADE**



It's the last day of..  
**FIRST GRADE**




**Last Day of School Crown:** The crowns can be printed on plain paper (allowing students an opportunity to color) or printed on colored printing paper. The crowns will be attached to sentence strips or 2 inch strips of paper. Trim and staple the strips to each child's head.



It's the last day of...

# FIRST GRADE




It's the last day of...

# FIRST GRADE




**Last Day of School Crown:** The crowns can be printed on plain paper (allowing students an opportunity to color) or printed on colored printing paper. The crowns will be attached to sentence strips or 2 inch strips of paper. Trim and staple the strips to each child's head.



It's the last day of...

**SECOND GRADE**



It's the last day of...

**SECOND GRADE**



**Last Day of School Crown:** The crowns can be printed on plain paper (allowing students an opportunity to color) or printed on colored printing paper. The crowns will be attached to sentence strips or 2 inch strips of paper. Trim and staple the strips to each child's head.



It's the last day of...

**SECOND GRADE**



It's the last day of...

**SECOND GRADE**



**Last Day of School Crown:** The crowns can be printed on plain paper (allowing students an opportunity to color) or printed on colored printing paper. The crowns will be attached to sentence strips or 2 inch strips of paper. Trim and staple the strips to each child's head.



It's the last day of...

**SECOND GRADE**



It's the last day of...

**SECOND GRADE**





**Last Day of School Crown:** The crowns can be printed on plain paper (allowing students an opportunity to color) or printed on colored printing paper. The crowns will be attached to sentence strips or 2 inch strips of paper. Trim and staple the strips to each child's head.



It's the last day of...

**SECOND GRADE**




It's the last day of...

**SECOND GRADE**




**Last Day of School Crown:** The crowns can be printed on plain paper (allowing students an opportunity to color) or printed on colored printing paper. The crowns will be attached to sentence strips or 2 inch strips of paper. Trim and staple the strips to each child's head.



Look at me! I'm on my way to...

**KINDERGARTEN**



Look at me! I'm on my way to...

**KINDERGARTEN**



**Last Day of School Crown:** The crowns can be printed on plain paper (allowing students an opportunity to color) or printed on colored printing paper. The crowns will be attached to sentence strips or 2 inch strips of paper. Trim and staple the strips to each child's head.



Look at me! I'm on my way to...

**KINDERGARTEN**



Look at me! I'm on my way to...

**KINDERGARTEN**



**Last Day of School Crown:** The crowns can be printed on plain paper (allowing students an opportunity to color) or printed on colored printing paper. The crowns will be attached to sentence strips or 2 inch strips of paper. Trim and staple the strips to each child's head.



Look at me! I'm on my way to...

**KINDERGARTEN**




Look at me! I'm on my way to...

**KINDERGARTEN**



**Last Day of School Crown:** The crowns can be printed on plain paper (allowing students an opportunity to color) or printed on colored printing paper. The crowns will be attached to sentence strips or 2 inch strips of paper. Trim and staple the strips to each child's head.



Look at me! I'm on my way to...

**KINDERGARTEN**




Look at me! I'm on my way to...

**KINDERGARTEN**




**Last Day of School Crown:** The crowns can be printed on plain paper (allowing students an opportunity to color) or printed on colored printing paper. The crowns will be attached to sentence strips or 2 inch strips of paper. Trim and staple the strips to each child's head.



Look at me! I'm on my way to...

**FIRST GRADE**



Look at me! I'm on my way to...

**FIRST GRADE**



**Last Day of School Crown:** The crowns can be printed on plain paper (allowing students an opportunity to color) or printed on colored printing paper. The crowns will be attached to sentence strips or 2 inch strips of paper. Trim and staple the strips to each child's head.



Look at me! I'm on my way to...

**FIRST GRADE**



Look at me! I'm on my way to...

**FIRST GRADE**



**Last Day of School Crown:** The crowns can be printed on plain paper (allowing students an opportunity to color) or printed on colored printing paper. The crowns will be attached to sentence strips or 2 inch strips of paper. Trim and staple the strips to each child's head.



Look at me! I'm on my way to...

# FIRST GRADE




Look at me! I'm on my way to...

# FIRST GRADE






**Last Day of School Crown:** The crowns can be printed on plain paper (allowing students an opportunity to color) or printed on colored printing paper. The crowns will be attached to sentence strips or 2 inch strips of paper. Trim and staple the strips to each child's head.



Look at me! I'm on my way to...

**FIRST GRADE**




Look at me! I'm on my way to...

**FIRST GRADE**




**Last Day of School Crown:** The crowns can be printed on plain paper (allowing students an opportunity to color) or printed on colored printing paper. The crowns will be attached to sentence strips or 2 inch strips of paper. Trim and staple the strips to each child's head.



Look at me! I'm on my way to...

**SECOND GRADE**



Look at me! I'm on my way to...

**SECOND GRADE**



**Last Day of School Crown:** The crowns can be printed on plain paper (allowing students an opportunity to color) or printed on colored printing paper. The crowns will be attached to sentence strips or 2 inch strips of paper. Trim and staple the strips to each child's head.



Look at me! I'm on my way to...

**SECOND GRADE**



Look at me! I'm on my way to...

**SECOND GRADE**



**Last Day of School Crown:** The crowns can be printed on plain paper (allowing students an opportunity to color) or printed on colored printing paper. The crowns will be attached to sentence strips or 2 inch strips of paper. Trim and staple the strips to each child's head.



Look at me! I'm on my way to...

**SECOND GRADE**




Look at me! I'm on my way to...

**SECOND GRADE**



**Last Day of School Crown:** The crowns can be printed on plain paper (allowing students an opportunity to color) or printed on colored printing paper. The crowns will be attached to sentence strips or 2 inch strips of paper. Trim and staple the strips to each child's head.



Look at me! I'm on my way to...

**SECOND GRADE**




Look at me! I'm on my way to...

**SECOND GRADE**




**Last Day of School Crown:** The crowns can be printed on plain paper (allowing students an opportunity to color) or printed on colored printing paper. The crowns will be attached to sentence strips or 2 inch strips of paper. Trim and staple the strips to each child's head.



Look at me! I am a future...

**KINDERGARTENER**



Look at me! I am a future...

**KINDERGARTENER**



**Last Day of School Crown:** The crowns can be printed on plain paper (allowing students an opportunity to color) or printed on colored printing paper. The crowns will be attached to sentence strips or 2 inch strips of paper. Trim and staple the strips to each child's head.



Look at me! I am a future...

**KINDERGARTENER**



Look at me! I am a future...

**KINDERGARTENER**



**Last Day of School Crown:** The crowns can be printed on plain paper (allowing students an opportunity to color) or printed on colored printing paper. The crowns will be attached to sentence strips or 2 inch strips of paper. Trim and staple the strips to each child's head.



Look at me! I am a future...

**KINDERGARTENER**




Look at me! I am a future...

**KINDERGARTENER**






**Last Day of School Crown:** The crowns can be printed on plain paper (allowing students an opportunity to color) or printed on colored printing paper. The crowns will be attached to sentence strips or 2 inch strips of paper. Trim and staple the strips to each child's head.



Look at me! I am a future...

**KINDERGARTENER**




Look at me! I am a future...

**KINDERGARTENER**




**Last Day of School Crown:** The crowns can be printed on plain paper (allowing students an opportunity to color) or printed on colored printing paper. The crowns will be attached to sentence strips or 2 inch strips of paper. Trim and staple the strips to each child's head.



Look at me! I am a future...

**FIRST GRADER**



Look at me! I am a future...

**FIRST GRADER**



**Last Day of School Crown:** The crowns can be printed on plain paper (allowing students an opportunity to color) or printed on colored printing paper. The crowns will be attached to sentence strips or 2 inch strips of paper. Trim and staple the strips to each child's head.



Look at me! I am a future...

**FIRST GRADER**



Look at me! I am a future...

**FIRST GRADER**



**Last Day of School Crown:** The crowns can be printed on plain paper (allowing students an opportunity to color) or printed on colored printing paper. The crowns will be attached to sentence strips or 2 inch strips of paper. Trim and staple the strips to each child's head.



Look at me! I am a future...

**FIRST GRADER**




Look at me! I am a future...

**FIRST GRADER**



**Last Day of School Crown:** The crowns can be printed on plain paper (allowing students an opportunity to color) or printed on colored printing paper. The crowns will be attached to sentence strips or 2 inch strips of paper. Trim and staple the strips to each child's head.



Look at me! I am a future...

**FIRST GRADER**




Look at me! I am a future...

**FIRST GRADER**




**Last Day of School Crown:** The crowns can be printed on plain paper (allowing students an opportunity to color) or printed on colored printing paper. The crowns will be attached to sentence strips or 2 inch strips of paper. Trim and staple the strips to each child's head.



Look at me! I am a future...

**2ND GRADER**



Look at me! I am a future...

**2ND GRADER**



**Last Day of School Crown:** The crowns can be printed on plain paper (allowing students an opportunity to color) or printed on colored printing paper. The crowns will be attached to sentence strips or 2 inch strips of paper. Trim and staple the strips to each child's head.



Look at me! I am a future...

**2ND GRADER**



Look at me! I am a future...

**2ND GRADER**



**Last Day of School Crown:** The crowns can be printed on plain paper (allowing students an opportunity to color) or printed on colored printing paper. The crowns will be attached to sentence strips or 2 inch strips of paper. Trim and staple the strips to each child's head.



Look at me! I am a future...

**2ND GRADER**




Look at me! I am a future...

**2ND GRADER**






**Last Day of School Crown:** The crowns can be printed on plain paper (allowing students an opportunity to color) or printed on colored printing paper. The crowns will be attached to sentence strips or 2 inch strips of paper. Trim and staple the strips to each child's head.



Look at me! I am a future...

**2ND GRADER**




Look at me! I am a future...


**2ND GRADER**



**Last Day of School Crown:** The crowns can be printed on plain paper (allowing students an opportunity to color) or printed on colored printing paper. The crowns will be attached to sentence strips or 2 inch strips of paper. Trim and staple the strips to each child's head.



I survived this year of  
**PRE-K**



I survived this year of  
**PRE-K**



**Last Day of School Crown:** The crowns can be printed on plain paper (allowing students an opportunity to color) or printed on colored printing paper. The crowns will be attached to sentence strips or 2 inch strips of paper. Trim and staple the strips to each child's head.



I survived this year of  
**PRE-K**



I survived this year of  
**PRE-K**



**Last Day of School Crown:** The crowns can be printed on plain paper (allowing students an opportunity to color) or printed on colored printing paper. The crowns will be attached to sentence strips or 2 inch strips of paper. Trim and staple the strips to each child's head.




I survived this year of  
**PRE-K**




I survived this year of  
**PRE-K**



**Last Day of School Crown:** The crowns can be printed on plain paper (allowing students an opportunity to color) or printed on colored printing paper. The crowns will be attached to sentence strips or 2 inch strips of paper. Trim and staple the strips to each child's head.




I survived this year of  
**PRE-K**




I survived this year of  
**PRE-K**



**Last Day of School Crown:** The crowns can be printed on plain paper (allowing students an opportunity to color) or printed on colored printing paper. The crowns will be attached to sentence strips or 2 inch strips of paper. Trim and staple the strips to each child's head.



I survived this year of  
**TK**



I survived this year of  
**TK**



**Last Day of School Crown:** The crowns can be printed on plain paper (allowing students an opportunity to color) or printed on colored printing paper. The crowns will be attached to sentence strips or 2 inch strips of paper. Trim and staple the strips to each child's head.



I survived this year of  
**TK**



I survived this year of  
**TK**



**Last Day of School Crown:** The crowns can be printed on plain paper (allowing students an opportunity to color) or printed on colored printing paper. The crowns will be attached to sentence strips or 2 inch strips of paper. Trim and staple the strips to each child's head.



I survived this year of  
**TK**




I survived this year of  
**TK**





**Last Day of School Crown:** The crowns can be printed on plain paper (allowing students an opportunity to color) or printed on colored printing paper. The crowns will be attached to sentence strips or 2 inch strips of paper. Trim and staple the strips to each child's head.




I survived this year of  
**TK**




I survived this year of  
**TK**



**Last Day of School Crown:** The crowns can be printed on plain paper (allowing students an opportunity to color) or printed on colored printing paper. The crowns will be attached to sentence strips or 2 inch strips of paper. Trim and staple the strips to each child's head.



*I survived this year of*  
**PRESCHOOL**



*I survived this year of*  
**PRESCHOOL**



**Last Day of School Crown:** The crowns can be printed on plain paper (allowing students an opportunity to color) or printed on colored printing paper. The crowns will be attached to sentence strips or 2 inch strips of paper. Trim and staple the strips to each child's head.



I survived this year of  
**PRESCHOOL**



I survived this year of  
**PRESCHOOL**



**Last Day of School Crown:** The crowns can be printed on plain paper (allowing students an opportunity to color) or printed on colored printing paper. The crowns will be attached to sentence strips or 2 inch strips of paper. Trim and staple the strips to each child's head.



I survived this year of  
**PRESCHOOL**




I survived this year of  
**PRESCHOOL**



**Last Day of School Crown:** The crowns can be printed on plain paper (allowing students an opportunity to color) or printed on colored printing paper. The crowns will be attached to sentence strips or 2 inch strips of paper. Trim and staple the strips to each child's head.




I survived this year of  
**PRESCHOOL**




I survived this year of  
**PRESCHOOL**



**Last Day of School Crown:** The crowns can be printed on plain paper (allowing students an opportunity to color) or printed on colored printing paper. The crowns will be attached to sentence strips or 2 inch strips of paper. Trim and staple the strips to each child's head.



*I survived this year of*  
**KINDERGARTEN**



*I survived this year of*  
**KINDERGARTEN**



**Last Day of School Crown:** The crowns can be printed on plain paper (allowing students an opportunity to color) or printed on colored printing paper. The crowns will be attached to sentence strips or 2 inch strips of paper. Trim and staple the strips to each child's head.



I survived this year of  
**KINDERGARTEN**



I survived this year of  
**KINDERGARTEN**



**Last Day of School Crown:** The crowns can be printed on plain paper (allowing students an opportunity to color) or printed on colored printing paper. The crowns will be attached to sentence strips or 2 inch strips of paper. Trim and staple the strips to each child's head.



I survived this year of  
**KINDERGARTEN**



I survived this year of  
**KINDERGARTEN**





**Last Day of School Crown:** The crowns can be printed on plain paper (allowing students an opportunity to color) or printed on colored printing paper. The crowns will be attached to sentence strips or 2 inch strips of paper. Trim and staple the strips to each child's head.




I survived this year of  
**KINDERGARTEN**




I survived this year of  
**KINDERGARTEN**



**Last Day of School Crown:** The crowns can be printed on plain paper (allowing students an opportunity to color) or printed on colored printing paper. The crowns will be attached to sentence strips or 2 inch strips of paper. Trim and staple the strips to each child's head.



*I survived this year of*  
**FIRST GRADE**



*I survived this year of*  
**FIRST GRADE**



**Last Day of School Crown:** The crowns can be printed on plain paper (allowing students an opportunity to color) or printed on colored printing paper. The crowns will be attached to sentence strips or 2 inch strips of paper. Trim and staple the strips to each child's head.



I survived this year of  
**FIRST GRADE**



I survived this year of  
**FIRST GRADE**



**Last Day of School Crown:** The crowns can be printed on plain paper (allowing students an opportunity to color) or printed on colored printing paper. The crowns will be attached to sentence strips or 2 inch strips of paper. Trim and staple the strips to each child's head.




I survived this year of  
**FIRST GRADE**




I survived this year of  
**FIRST GRADE**



**Last Day of School Crown:** The crowns can be printed on plain paper (allowing students an opportunity to color) or printed on colored printing paper. The crowns will be attached to sentence strips or 2 inch strips of paper. Trim and staple the strips to each child's head.




I survived this year of  
**FIRST GRADE**




I survived this year of  
**FIRST GRADE**



**Last Day of School Crown:** The crowns can be printed on plain paper (allowing students an opportunity to color) or printed on colored printing paper. The crowns will be attached to sentence strips or 2 inch strips of paper. Trim and staple the strips to each child's head.



I thrived this year in  
**PRE-K**



I thrived this year in  
**PRE-K**



**Last Day of School Crown:** The crowns can be printed on plain paper (allowing students an opportunity to color) or printed on colored printing paper. The crowns will be attached to sentence strips or 2 inch strips of paper. Trim and staple the strips to each child's head.



I thrived this year in  
**PRE-K**



I thrived this year in  
**PRE-K**



**Last Day of School Crown:** The crowns can be printed on plain paper (allowing students an opportunity to color) or printed on colored printing paper. The crowns will be attached to sentence strips or 2 inch strips of paper. Trim and staple the strips to each child's head.



I thrived this year in  
**PRE-K**




I thrived this year in  
**PRE-K**





**Last Day of School Crown:** The crowns can be printed on plain paper (allowing students an opportunity to color) or printed on colored printing paper. The crowns will be attached to sentence strips or 2 inch strips of paper. Trim and staple the strips to each child's head.




I thrived this year in  
**PRE-K**




I thrived this year in  
**PRE-K**



**Last Day of School Crown:** The crowns can be printed on plain paper (allowing students an opportunity to color) or printed on colored printing paper. The crowns will be attached to sentence strips or 2 inch strips of paper. Trim and staple the strips to each child's head.



I thrived this year in  
**TK**



I thrived this year in  
**TK**



**Last Day of School Crown:** The crowns can be printed on plain paper (allowing students an opportunity to color) or printed on colored printing paper. The crowns will be attached to sentence strips or 2 inch strips of paper. Trim and staple the strips to each child's head.



I thrived this year in  
**TK**



I thrived this year in  
**TK**



**Last Day of School Crown:** The crowns can be printed on plain paper (allowing students an opportunity to color) or printed on colored printing paper. The crowns will be attached to sentence strips or 2 inch strips of paper. Trim and staple the strips to each child's head.




I thrived this year in  
**TK**




I thrived this year in  
**TK**



**Last Day of School Crown:** The crowns can be printed on plain paper (allowing students an opportunity to color) or printed on colored printing paper. The crowns will be attached to sentence strips or 2 inch strips of paper. Trim and staple the strips to each child's head.




I thrived this year in  
**TK**




I thrived this year in  
**TK**



**Last Day of School Crown:** The crowns can be printed on plain paper (allowing students an opportunity to color) or printed on colored printing paper. The crowns will be attached to sentence strips or 2 inch strips of paper. Trim and staple the strips to each child's head.



*I thrived this year in*  
**PRESCHOOL**



*I thrived this year in*  
**PRESCHOOL**



**Last Day of School Crown:** The crowns can be printed on plain paper (allowing students an opportunity to color) or printed on colored printing paper. The crowns will be attached to sentence strips or 2 inch strips of paper. Trim and staple the strips to each child's head.



I thrived this year in  
**PRESCHOOL**



I thrived this year in  
**PRESCHOOL**



**Last Day of School Crown:** The crowns can be printed on plain paper (allowing students an opportunity to color) or printed on colored printing paper. The crowns will be attached to sentence strips or 2 inch strips of paper. Trim and staple the strips to each child's head.



I thrived this year in  
**PRESCHOOL**




I thrived this year in  
**PRESCHOOL**





**Last Day of School Crown:** The crowns can be printed on plain paper (allowing students an opportunity to color) or printed on colored printing paper. The crowns will be attached to sentence strips or 2 inch strips of paper. Trim and staple the strips to each child's head.




I thrived this year in  
**PRESCHOOL**



I thrived this year in  
**PRESCHOOL**




**Last Day of School Crown:** The crowns can be printed on plain paper (allowing students an opportunity to color) or printed on colored printing paper. The crowns will be attached to sentence strips or 2 inch strips of paper. Trim and staple the strips to each child's head.



*I thrived this year in*

**KINDERGARTEN**



*I thrived this year in*

**KINDERGARTEN**



**Last Day of School Crown:** The crowns can be printed on plain paper (allowing students an opportunity to color) or printed on colored printing paper. The crowns will be attached to sentence strips or 2 inch strips of paper. Trim and staple the strips to each child's head.



I thrived this year in  
**KINDERGARTEN**



I thrived this year in  
**KINDERGARTEN**



**Last Day of School Crown:** The crowns can be printed on plain paper (allowing students an opportunity to color) or printed on colored printing paper. The crowns will be attached to sentence strips or 2 inch strips of paper. Trim and staple the strips to each child's head.




I thrived this year in  
**KINDERGARTEN**



I thrived this year in  
**KINDERGARTEN**



**Last Day of School Crown:** The crowns can be printed on plain paper (allowing students an opportunity to color) or printed on colored printing paper. The crowns will be attached to sentence strips or 2 inch strips of paper. Trim and staple the strips to each child's head.



*I thrived this year in*

**KINDERGARTEN**




*I thrived this year in*


**KINDERGARTEN**



**Last Day of School Crown:** The crowns can be printed on plain paper (allowing students an opportunity to color) or printed on colored printing paper. The crowns will be attached to sentence strips or 2 inch strips of paper. Trim and staple the strips to each child's head.



*I thrived this year in*  
**FIRST GRADE**



*I thrived this year in*  
**FIRST GRADE**



**Last Day of School Crown:** The crowns can be printed on plain paper (allowing students an opportunity to color) or printed on colored printing paper. The crowns will be attached to sentence strips or 2 inch strips of paper. Trim and staple the strips to each child's head.



I thrived this year in  
**FIRST GRADE**




I thrived this year in  
**FIRST GRADE**



**Last Day of School Crown:** The crowns can be printed on plain paper (allowing students an opportunity to color) or printed on colored printing paper. The crowns will be attached to sentence strips or 2 inch strips of paper. Trim and staple the strips to each child's head.



I thrived this year in  
**FIRST GRADE**




I thrived this year in  
**FIRST GRADE**





**Last Day of School Crown:** The crowns can be printed on plain paper (allowing students an opportunity to color) or printed on colored printing paper. The crowns will be attached to sentence strips or 2 inch strips of paper. Trim and staple the strips to each child's head.



I thrived this year in  
**FIRST GRADE**



I thrived this year in  
**FIRST GRADE**