

SCIENCE OF READING

DEC. DECODABLES




A NOTE FROM TARA WEST

The Science of Reading: December Decodables were written with special detail to every reader. These decodables were designed to include best practices for the Science of Reading. These books can be used alongside any small-group curriculum. View the scope and sequence to note decodable words, decodable high frequency words, and irregular high frequency words in each reader. Each reader has an embedded review on the back cover. On the back cover, students will review letters/sounds found in the decodable, high frequency words, and decodable words. There are also embedded comprehension questions found on the back cover for quick check-ins with students. Along with each decodable book, there is matching all-in-one decodable sheet. Choose between the readers or the all-in-one sheets.

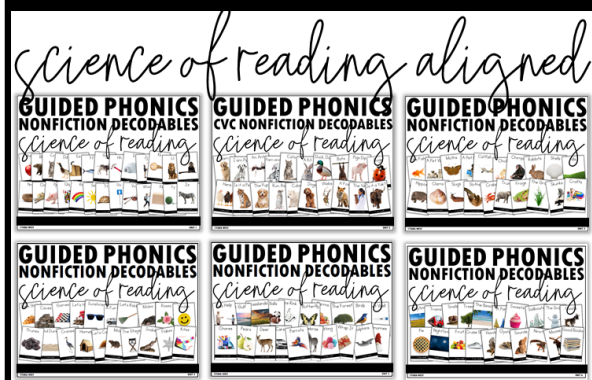
ADDITIONAL DECODABLE BUNDLES

SCIENCE OF READING DECODABLES



©Tara West Little Minds at Work

GUIDED PHONICS NONFICTION DECODABLES




©Tara West Little Minds at Work

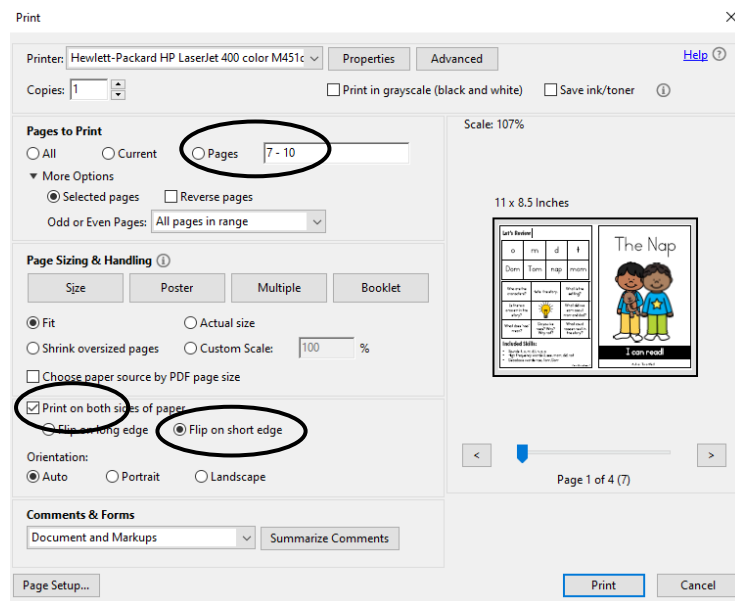
CONNECT WITH ME

I would love to connect with you! Find me here:

Email **Website**
Instagram **Facebook**
Facebook Group



Printing DOUBLE SIDED Easy Readers: It is very important to follow a few quick printing tips. You can view a tutorial video [HERE](#)! First, you will type in the page numbers you wish to print. Next, select "fit". This will help the reader to fill the entire page and leave minimal white space. Then, select "print on both sides". Be sure to also select "flip on short edge". Lastly, select for the reader to print. NOTE: The books are best printed using Adobe Reader. Adobe Reader is a **free download**. The book will print out on two sheets of paper. You will simply fold the books. Double staple on the left side (optional).



Printing MINI Readers: Follow the steps below to prep the mini readers. You can view a tutorial video [HERE](#)!

Fold landscape.



Fold portrait.




Cut along the line.



Unopen the sheet.



Quarter Fold.



Let's Review

M	g	C	d
b	m	H	G
h	D	B	c



mom



dad



girl



boy



house




car

Family



I can read!



M, m, m.



C, c, c.





H, h, h.



D, d, d.





G, g, g.



B, b, b.

Let's Review

M	g	C	d
b	m	H	G
h	D	B	c



mom



dad



girl



boy




house




car


Family



I can read!




M, m, m.




C, c, c.






H, h, h.



D, d, d.





G, g, g.



B, b, b.

Name: _____



Reader: _____

Family

M, m, m.

• • •



B, b, b.

• • •



D, d, d.

• • •



H, h, h.

• • •



G, g, g.

• • •




C, c, c.

• • •



Let's Review

M	g	C	d
b	m	H	G
h	D	B	c



Guided Phonics • Beyond Unit 1

Family



I can read!


Author: Tara West



M, m, m.

• • •

1



D, d, d.

• • •

2

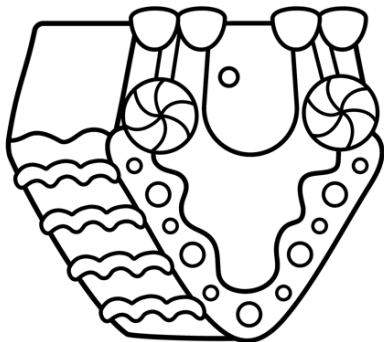
9

C, c, c.




5

H, h, h.




h

B, b, b.



3

G, g, g.



Family



I can read!

Author: Tara West



M, m, m.

• • •



D, d, d.

• • •



G, g, g.

• • •



B, b, b.

• • •



H, h, h.

• • •







C, c, c.

• • •


Let's Review

M	g	C	d
b	m	H	G
h	D	B	c

 mom	 dad	 girl
 boy	 house	 car

Let's Review

p	x	c	r
big	box	fun	get
a	look	the	into

What was in the box?	How can you describe the hat?	What animals had on the hat?
What's another animal that could wear it?		What's an animal that could not wear it?
What is a fact about the hat?	What is an opinion about the hat?	What did you enjoy most about the story?

A Red Hat



I can read!



It is a big box.

Look in it.



Did the hat fit a
rat? Yes, it did!



The pup had on his
red hat.



The box has a fun
red hat.



Can a cat get into
it? Yes, it can.



Is the hat on the
duck? Yes, it is.

A Red Hat

It is a big box. Look in it.

The box has a fun red hat.

Can a cat get into it? Yes, it can.

Is the hat on the duck? Yes, it is.


The pup had on his red hat.

Did the hat fit a rat? Yes, it did!



Let's Review

p	x	c	r
big	box	fun	get
a	look	the	into

What was in the box?	How can you describe the hat?	What animals had on the hat?
What's another animal that could wear it?		What's an animal that could not wear it?
What is a fact about the hat?	What is an opinion about the hat?	What did you enjoy most about the story?

UNIT 2 | Review

A Red Hat



I can read!

Author: Tara West



It is a big box.

Look in it.

1



The box has a fun red hat.

2

9

Did the hat fit a rat? Yes, it did!



5

The pup had on his red hat.



h

Is the hat on the duck? Yes, it is.



3

Can a cat get into it? Yes, it can.



A Red Hat



I can read!

Author: Tara West



It is a big box.
Look in it.

1



The box has a fun
red hat.

2



Can a cat get into
it? Yes, it can.

3



Is the hat on the
duck? Yes, it is.

4



The pup had on his
red hat.

5




Did the hat fit a
rat? Yes, it did!

6


Let's Review

p	x	c	r
big	box	fun	get
a	look	the	into

What was in the box?	How can you describe the hat?	What animals had on the hat?
What's another animal that could wear it?		What's an animal that could not wear it?
What is a fact about the hat?	What is an opinion about the hat?	What did you enjoy most about the story?

Let's Review

y	k	b	d
tip	dab	mix	set

Who is the character in the story?	What is the character making?	What is the character's first step?
What are two meanings for the word "bit"?		Who helped the character in the story?
How would you decorate a cookie?	How does the character feel about the food?	Retell the story.

Included Skills:

- Focus Skill: CVC words
- High frequency words: a, look, the, into
- Decodable words: Kip, has, cup, and, can, tip, it, at, mix, up, got, bit, set, on, pan, did, his, mom, get, hot, yes, dab, red, dot, sip, yum

Guided Phonics Review Lesson

Yum, Yum



I can read!

Author: Tara West




Kip has a cup and
can tip it.



Kip bit into it and
got a sip. Yum!




Look! Kip can dab a
red dot on it.



Look at Kip mix it
up.




Kip got a bit and
set it on the pan.



Did his mom get it
hot? Yes!

Let's Review

y	k	b	d
tip	dab	mix	set


Who is the character in the story?	What is the character making?	What is the character's first step?
What are two meanings for the word "bit"?		Who helped the character in the story?
How would you decorate a cookie?	How does the character feel about the food?	Retell the story.

Included Skills:

- Focus Skill: CVC words
- High frequency words: a, look, the, into
- Decodable words: Kip, has, cup, and, can, tip, it, at, mix, up, got, bit, set, on, pan, did, his, mom, get, hot, yes, dab, red, dot, sip, yum

Guided Phonics Review Lesson

Yum, Yum




I can read!


Author: Tara West




Kip has a cup and
can tip it.



Kip bit into it and
got a sip. Yum!




Look! Kip can dab a
red dot on it.



Look at Kip mix it
up.



Kip got a bit and
set it on the pan.



Did his mom get it
hot? Yes!

Name: _____

CVC Reader:

Yum, Yum

Kip has a cup and can tip it.


Look at Kip mix it up.

Kip got a bit and set it on the pan.

Did his mom get it hot? Yes!


Look! Kip can dab a red dot on it.

Kip bit into it and got a sip. Yum!



Let's Review

y	k	b	d
tip	dab	mix	set


Who is the character in the story?	What is the character making?	What is the character's first step?
What are two meanings for the word 'bit'?		Who helped the character in the story?
How would you decorate a cookie?	How does the character feel about the food?	Retell the story.

Included Skills:

- Focus Skill: CVC words
- High frequency words: a, look, the, into
- Decodable words: Kip, has, cup, and, can, tip, it, at, mix, up, got, bit, set, on, pan, did, his, mom, get, hot, yes, dab, red, dot, sip, yum

Guided Phonics Review Lesson

Yum, Yum




I can read!

Author: Tara West



Kip has a cup and
can tip it.


1



Look at Kip mix it
up.


2

Kip bit into it and
got a sip. Yum!




9

Look! Kip can dab a
red dot on it.




5

Did his mom get it
hot? Yes!



4

Kip got a bit and
set it on the pan.



3

Yum, Yum



I can read!

Author: Tara West



Kip has a cup and
can tip it.

1




Look at Kip mix it
up.

2



Kip got a bit and
set it on the pan.

3



Did his mom get it
hot? Yes!

4



Look! Kip can dab a
red dot on it.

5




Kip bit into it and
got a sip. Yum!

6

Let's Review

y	k	b	d
tip	dab	mix	set

Who is the character in the story?	What is the character making?	What is the character's first step?
What are two meanings for the word "bit"?		Who helped the character in the story?
How would you decorate a cookie?	How does the character feel about the food?	Retell the story.

Included Skills:

- Focus Skill: CVC words
- High frequency words: a, look, the, into
- Decodable words: Kip, has, cup, and, can, tip, it, at, mix, up, got, bit, set, on, pan, did, his, mom, get, hot, yes, dab, red, dot, sip, yum

Guided Phonics Review Lesson

Guided Phonics + Beyond

Guided Phonics + Beyond is the property of Tara West and is protected through copyright and trademark registrations. All rights reserved.

No part of this digital download may be reproduced electronically, shared without additional licenses, or placed on the internet for others to access without the prior permission from the publisher, Tara West.

If you are a school district using this download as curriculum for more than one teacher an additional school license will need to be purchased.

Fonts used within this download are intellectual property of **Print Designs by Kris**.

The clipart images are intellectual property of **Rainbow Sprinkle Studio** and **Laura Strickland of Whimsy Clips**.

Contact Information

Email: littlemindsatworkLLC@gmail.com

Website: www.littlemindsatwork.org

Store: <http://www.teacherspayteachers.com/Store/Tara-West>