




CELEBRATING 100 DAYS IN SCHOOL

Adventures With Pip the Pup







Hi! I'm Pip the Pup, and today is a big, big day in our classroom. Today we are celebrating 100 days in school.



Pip thinks back on the 100 days to remember all the special moments. Pip remembers the first day of school.




**Pip the Pup thinks back
and remembers the day
they met a new friend,
Levi the Lion, for the
first time.**




**Pip the Pup thinks back
and remembers the day
they learned all the
letters in the alphabet.**




**Pip the Pup thinks back
and remembers the day
they learned how to
count to 20 and their
numbers 0-20.**




**Pip the Pup thinks back
and remembers the day
they learned how to
sound out words and
read their first book.**



**Pip the Pup thinks back
and remembers the day
they learned how to
write letters and words.**




**Pip the Pup thinks back
and remembers the day
they learned how to be
a kind friend to others.**



**Pip the Pup knows that
they are 100 days
smarter and so are you!
What have you learned
in these 100 days?**




100th Day Crown: The crowns can be printed on plain paper (allowing students an opportunity to color) or printed on colored printing paper. The crowns will be attached to sentence strips or 2-inch strips of paper. Trim and staple the strips to fit each child's head.




I am 100 days

SMARTER



I am 100 days


SMARTER



I am 100 days

SMARTER


©Tara West



I am 100 days

SMARTER

©Tara West




SMARTER

Name: _____



Directions: Give Pip 100 spots.



Name:



Directions: Dab to 100.

| | | | | | | | | | |
|--|--|--|--|--|--|--|--|--|--|
| | | | | | | | | | |
| | | | | | | | | | |
| | | | | | | | | | |
| | | | | | | | | | |
| | | | | | | | | | |
| | | | | | | | | | |
| | | | | | | | | | |
| | | | | | | | | | |
| | | | | | | | | | |
| | | | | | | | | | |

Name: _____



Directions: Write numbers 1-100.

| | | | | | | | | | |
|----|--|--|--|--|--|--|--|--|--|
| 1 | | | | | | | | | |
| 11 | | | | | | | | | |
| 21 | | | | | | | | | |
| 31 | | | | | | | | | |
| 41 | | | | | | | | | |
| 51 | | | | | | | | | |
| 61 | | | | | | | | | |
| 71 | | | | | | | | | |
| 81 | | | | | | | | | |
| 91 | | | | | | | | | |

Name:




Directions: Write numbers 1-100.

| | | | | | | | | | |
|--|--|--|--|--|--|--|--|--|--|
| | | | | | | | | | |
| | | | | | | | | | |
| | | | | | | | | | |
| | | | | | | | | | |
| | | | | | | | | | |
| | | | | | | | | | |
| | | | | | | | | | |
| | | | | | | | | | |
| | | | | | | | | | |
| | | | | | | | | | |

PIP SAYS...

Let's do 100 exercises!



©Tara West

PIP SAYS...



Let's do 10 trunk twists!

PIP SAYS...



Let's do 10 side lunges!

PIP SAYS...



Let's do 10 squats!

PIP SAYS...



Let's do 10 arm circles!

PIP SAYS...




Let's do 10 marches!

PIP SAYS...



Let's do 10 runs in place!

PIP SAYS...




Let's do 10 frog hops!

PIP SAYS...




Let's do 10 jumping-jacks!

PIP SAYS...



Let's do 10 push-ups!


PIP SAYS...



Let's do 10 toe-touches!


PIP SAYS...

Let's explore 100!



©Tara West

PIP SAYS...



Stack 100 cups.

PIP SAYS...




Write numbers to 100.

PIP SAYS...




Dot Pip with 100 spots.

PIP SAYS...




Dab 100 balls for Pip!

PIP SAYS...




Build with 100 cubes!

PIP SAYS...



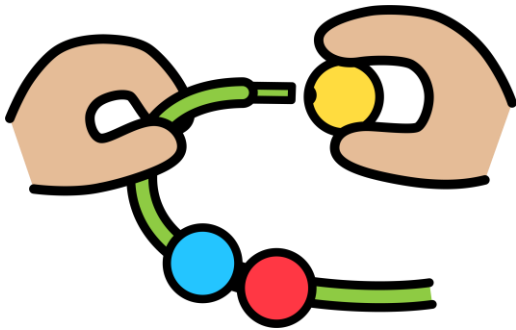
Punch 100 holes.

PIP SAYS...




Link 100 chains.

PIP SAYS...



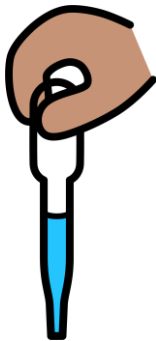
Thread 100 beads.

PIP SAYS...



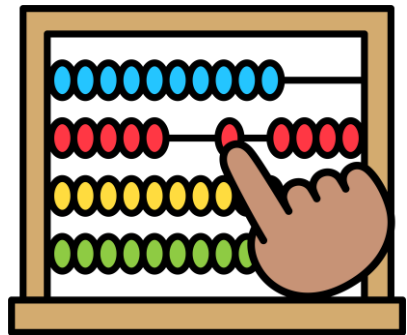
Roll 100 dough balls.

PIP SAYS...



Drip 100 waterdrops.


PIP SAYS...




Count a collection of 100!


CELEBRATING 101 DAYS IN SCHOOL

Adventures With Pip the Pup







Hi! I'm Pip the Pup, and today is a big, big day in our classroom. Today we are celebrating 101 days in school.



Pip thinks back on the 101 days to remember all the special moments. Pip remembers the first day of school.




Pip the Pup thinks back and remembers the day they met a new friend, Levi the Lion, for the first time.




**Pip the Pup thinks back
and remembers the day
they learned all the
letters in the alphabet.**




Pip the Pup thinks back and remembers the day they learned how to count to 20 and their numbers 0-20.




**Pip the Pup thinks back
and remembers the day
they learned how to
sound out words and
read their first book.**



**Pip the Pup thinks back
and remembers the day
they learned how to
write letters and words.**




**Pip the Pup thinks back
and remembers the day
they learned how to be
a kind friend to others.**



**Pip the Pup knows that
they are 101 days
smarter and so are you!
What have you learned
in these 101 days?**




101 Day Crown: The crowns can be printed on plain paper (allowing students an opportunity to color) or printed on colored printing paper. The crowns will be attached to sentence strips or 2-inch strips of paper. Trim and staple the strips to fit each child's head.




I am 101 days

SMARTER



I am 101 days


SMARTER



I am 101 days

SMARTER


©Tara West



I am 101 days

SMARTER

©Tara West




I am 101 days

SMARTER


Name: _____




Directions: Give Pip 101 spots.



Name: _____



Directions: Dab to 101.



Name: _____



Directions: Write numbers 1-101.

| | | | | | | | | | |
|----|--|--|--|--|--|--|--|--|--|
| 1 | | | | | | | | | |
| 11 | | | | | | | | | |
| 21 | | | | | | | | | |
| 31 | | | | | | | | | |
| 41 | | | | | | | | | |
| 51 | | | | | | | | | |
| 61 | | | | | | | | | |
| 71 | | | | | | | | | |
| 81 | | | | | | | | | |
| 91 | | | | | | | | | |

Name: _____ 




Directions: Write numbers 1-101.

[illegible]

PIP SAYS...

Let's do 10! exercises!



©Tara West

PIP SAYS...



Let's do 10 trunk twists!

PIP SAYS...



Let's do 10 side lunges!

PIP SAYS...



Let's do 10 squats!

PIP SAYS...



Let's do 10 arm circles!

PIP SAYS...




Let's do 10 marches!

PIP SAYS...



Let's do 10 runs in place!

PIP SAYS...



Let's do 10 frog hops!

PIP SAYS...



Let's do 10 jumping-jacks!

PIP SAYS...




Let's do 10 push-ups!

PIP SAYS...



Let's do 10 toe-touches!


PIP SAYS...



Let's do 1 high-jump!


PIP SAYS...

Let's explore 10!



©Tara West

PIP SAYS...




Stack 10! cups.

PIP SAYS...




Write numbers to 10!

PIP SAYS...




Dot Pip with 10! spots.

PIP SAYS...




Dab 10! balls for Pip!

PIP SAYS...




Build with 10! cubes!

PIP SAYS...



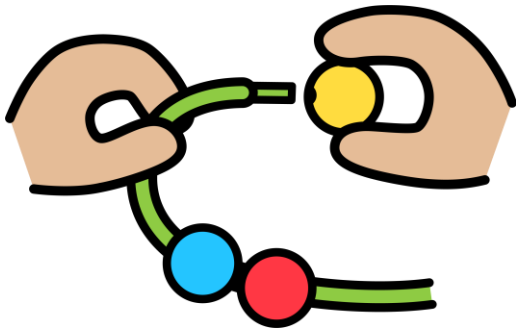
Punch 10! holes.

PIP SAYS...



Link 10! chains.

PIP SAYS...



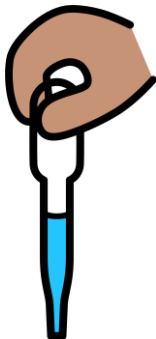
Thread 10! beads.

PIP SAYS...




Roll 10! dough balls.

PIP SAYS...



Drip 10! waterdrops.

PIP SAYS...



Count a collection of 10!



This packet is the property of Tara West and is protected through copyright and trademark registrations. All rights reserved.

No part of this digital download may be reproduced electronically, shared without additional licenses, or placed on the internet for others to access without the prior permission from the publisher, Tara West.

If you are a school district using this download as curriculum for more than one teacher an additional school license will need to be purchased.

Fonts used within this download are intellectual property of Kimberly Geswein and Print Designs by Kris.

The clipart images are intellectual property of [Laura Strickland of Whimsy Clips](#) and [Bunny on a Cloud](#).

Contact Information

Email: littlemindsatworkLLC@gmail.com

Website: www.littlemindsatwork.org

Store: <http://www.teacherspayteachers.com/Store/Tara-West>