

























FREEBIE NAMES MAT

HANDS-ON AND ENGAGING








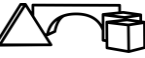



















Our Name Mat: Pick a Challenge & Learn!

<p>Let's learn! Practice writing your name outside using sidewalk chalk.</p> 	<p>Let's learn! Write your name on a piece of paper. Attach it under the table. Lay on your back and practice spelling your name.</p> 	<p>Let's learn! Using a device of your choice, type your name 2-3 times.</p> 	<p>Let's learn! Write your name on pieces of paper. Spell your name, crumch up the paper, and shoot it into a bowl or basket.</p> 	<p>Let's learn! Write your name using blue for the consonants and red for the vowels.</p> 	<p>Let's learn! Write your name using rainbow colors. Use a different color for each letter in your name.</p> 	<p>Let's learn! Look at your name for 3 seconds. Close your eyes and then spell your name aloud by memory.</p> 
<p>Let's learn! Spell and shout your name aloud as you do toe touches.</p> 	<p>Let's learn! Write each letter in your name onto pieces of paper. An adult will attach them to the wall. Turn off the lights, shine each letter with a flashlight and shout the letter.</p> 	<p>Let's learn! Write the letters in your name on bottlecaps. Use the bottlecaps to build your name.</p> 	<p>Let's Learn!</p> 		<p>Let's learn! Make a cheer for your name (e.g., J-a-n-e, Jane, Jane, Janel).</p> 	<p>Let's learn! Use a magazine, newspaper, or brochure to cut out the letters needed to build your name.</p> 
<p>Let's learn! Go outside and find some smooth rocks. Write the letters of your name on them using paint or permanent marker. Put them in order.</p> 	<p>Let's learn! Make a song up for your name using a favorite tune you already know.</p> 	<p>Let's learn! Write your name into a hopscotch game. Shout the letters in your name as you jump onto each square.</p> 	<p>Let's learn! Write your name on a big piece of paper. Use a toy car to trace the letters in your name.</p> 	<p>Let's learn! Write the letters in your name on paper. An adult will place the letters around the house. Go for a hunt. Find them and read it.</p> 	<p>Let's learn! Skywrite your name. Skywrite your name with big motions. Skywrite your name with tiny motions.</p> 	<p>Let's learn! and shout your name aloud as you do jacks.</p> 
<p>Let's learn! Spiral write your name. Use a new color for each time you write your name.</p> 	<p>Let's learn! Magic write your name. Write your name with a white crayon. Color over the name.</p> 	<p>Let's learn! Write your name in shaving cream. Place the shaving cream on a plate or paper. Use a finger to spell it.</p> 	<p>Let's learn! Write your name on a big piece of paper. Use a toy car to trace the letters in your name.</p> 	<p>Let's learn! Write the letters in your name on paper. An adult will place the letters around the house. Go for a hunt. Find them and read it.</p> 	<p>Let's learn! Write the letters in your name on paper. Place the papers on the ground. Swat each letter and read it.</p> 	<p>Let's learn! your name using dot markers. Create "snake" letters to build each letter in name.</p> 

©Tara West Little Minds at Work



Our Name Mat: Pick a Challenge to Learn

<p>Let's learn! Practice writing your name outside using sidewalk chalk.</p> 	<p>Let's learn! Write your name on a piece of paper. Attach it under the table. Lay on your back and practice spelling your name.</p> 	<p>Let's learn! Using a device of your choice, type your name 2-3 times.</p> 	<p>Let's learn! Write your name on pieces of paper. Spell your name, crunch up the paper, and shoot it into a bowl or basket.</p> 	<p>Let's learn! Write your name using blue for the consonants and red for the vowels.</p> 	<p>Let's learn! Write your name using rainbow colors. Use a different color for each letter in your name.</p> 	<p>Let's learn! Look at your name for 3 seconds. Close your eyes and then spell your name aloud by memory.</p> 	<p>Let's learn! Build and spell your name using objects in your home (e.g., blocks or toys).</p> 
<p>Let's learn! Spell and shout your name aloud as you do toe touches.</p> 	<p>Let's learn! Write each letter in your name onto pieces of paper. An adult will attach them to the wall. Turn off the lights, shine each letter with a flashlight and shout the letter.</p> 	<p>Let's learn! Write the letters in your name on bottlecaps. Use the bottlecaps to build your name.</p> 	<p style="text-align: center;">Let's Learn!</p> 	<p>Let's learn! Make a cheer for your name (e.g., J-a-n-e, Jane, Jane, Jane!).</p> 	<p>Let's learn! Use a magazine, newspaper, or brochure to cut out the letters needed to build your name.</p> 	<p>Let's learn! Write your name on paper. Place it on each step. Spell your name aloud as you go up each step.</p> 	
<p>Let's learn! Go outside and find some smooth rocks. Write the letters of your name on them using paint or permanent marker. Put them in order.</p> 	<p>Let's learn! Make a song up for your name using a favorite tune you already know.</p> 	<p>Let's learn! Write your name into a hopscotch game. Shout the letters in your name as you jump onto each square.</p> 		<p>Let's learn! Skywrite your name. Skywrite your name with big motions. Skywrite your name with tiny motions.</p> 	<p>Let's learn! Spell and shout your name aloud as you do jumping-jacks.</p> 	<p>Let's learn! Light up your name with a highlighter. Write your name and then use a highlighter to trace the letters.</p> 	
<p>Let's learn! Spiral write your name. Use a new color for each time you write your name.</p> 	<p>Let's learn! Magic write your name. Write your name with a white crayon. Color over the letters with marker.</p> 	<p>Let's learn! Write your name in shaving cream. Place the shaving cream on a plate or pan for less mess.</p> 		<p>Let's learn! Write your name on a big piece of paper. Use a toy car to trace the letters in your name while you spell it.</p> 	<p>Let's learn! Write the letters in your name on paper. An adult will place the letters around the house. Go for a hunt. Find them put together your name.</p> 	<p>Let's learn! Write the letters in your name on paper. Place the papers on the ground. Swat each letter and read it aloud.</p> 	<p>Let's learn! Build your name using dough. Create dough "snakes" to build each letter in your name.</p> 