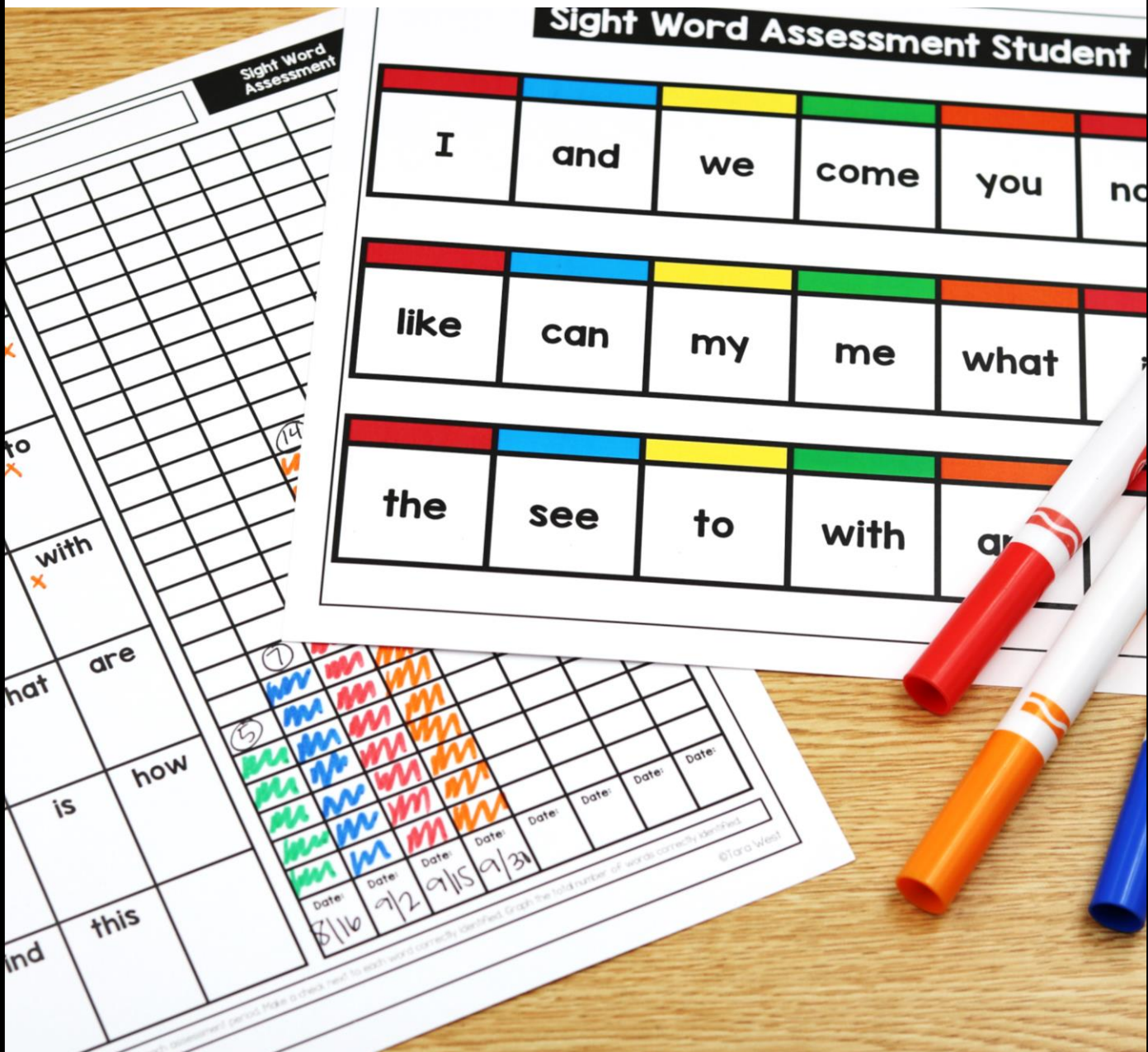


# TRACKER FREEBIE





# Assessment Tracker Freebie

The assessment mat and tracker can be used for any subject and/or word list. Each student will need an assessment tracker. When assessing a student one-on-one, present the assessment mat. The student will track across the mat left to right and state the answers aloud. The teacher will track each answer stated correctly on the left side of the tracker. Use a different colored pen for each assessment period. The teacher will graph the overall total for each assessment period.

This assessment and tracker is available in an EDITABLE format. You can change the words, sentences, and/or content matter and edit it for your needs. The editable format is in PowerPoint. Please be sure to follow these detailed steps to EDIT the tracker and assessment mat. Click [HERE](#) to access the editable format. Once you click, a Google Doc will open. You can NOT edit the Google Doc to your needs. You will need to DOWNLOAD the tracker to edit it. After you click the link above, click the white download arrow in the upper right hand corner. This document is already “shared” so it does NOT require permission to download or edit it. If you are presented with a message about permission please review the instructions I’ve listed here. Once you have downloaded the editable version it will open in PowerPoint. You will need to be on a desktop or laptop computer to edit the document. The document does include two free fonts. You can download those fonts [HERE](#) and [HERE](#).

If you have download issues or editing issues please reach out to my via email at [littlemindsatworkLLC@gmail.com](mailto:littlemindsatworkLLC@gmail.com)



Student Name: \_\_\_\_\_

## Sight Word Assessment

I	like	the
and	can	see
we	my	to
come	me	with
you	what	are
now	is	how
find	this	

[illegible]

Use a new pen color for each assessment period. Make a check next to each word correctly identified. Graph the total number of words correctly identified.

# Sight Word Assessment Student Mat

I	and	we	come	you	now	find

like	can	my	me	what	is	this

the	see	to	with	are	now	

Student Name: \_\_\_\_\_

## CVC Word Assessment

cat	fan	bag
pet	ten	bed
mop	dog	pot
sun	rug	nut
big	fit	fin
tap	fed	jog
tug	lip	

[illegible]

Use a new pen color for each assessment period. Make a check next to each word correctly identified. Graph the total number of words correctly identified.

# CVC Word Assessment Student Mat

cat	pet	mop	sun	big	tap	tug

fan	ten	dog	rug	fit	fed	lip

bag	bed	pot	nut	fin	jog	

Student Name: \_\_\_\_\_

## Decodable Sentences Assessment

I see the cat.	My dog is big.	That is a fin.
That is a fan.	This is his pot.	I can not tap.
The bag is big.	This is a sun.	He will be fed.
I see my pet.	I see the rug.	She can not jog.
This is a ten.	She has a nut.	Can you tug?
She has a bed.	He is not big.	It has a big lip.
He has a mop.	It will not fit.	

[illegible]

Use a new pen color for each assessment period. Make a check next to each sentence correctly identified. Graph the total number of sentences correctly identified.

# Decodable Sentences Assessment Student Mat

I see the cat.	That is a fan.	The bag is big.	I see my pet.	This is a ten.	She has a bed.	He has a mop.

My dog is big.	This is his pot.	That is a sun.	I see the rug.	She has a nut.	He is not big.	It will not fit.

That is a fin.	I can not tap.	He will be fed.	She can not jog.	Can you tug?	It has a big lip.	