






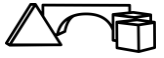






















FREEBIE ALPHABET MAT

HANDS-ON AND ENGAGING



Alphabet Mat: Pick a Challenge & Learn

<p>Let's learn! Practice writing the alphabet outside using sidewalk chalk.</p> 	<p>Let's learn! Write the alphabet on pieces of paper. Attach it under the table. Lay on your back and practice saying each letter.</p> 	<p>Let's learn! Using a device of your choice, type each letter in the alphabet 2-3 times.</p> 	<p>Let's learn! Write the alphabet on pieces of paper. Say the letter, crunch up the paper, and shoot it into a bowl or basket.</p> 	<p>Let's learn! Write the alphabet using blue for the consonants and red for the vowels.</p> 	<p>Let's learn! Write the alphabet using rainbow colors. Try using a different color for each letter.</p> 	<p>Let's learn! Look at the alphabet for 5 seconds. Close your eyes and then state the alphabet aloud by memory.</p> 	<p>Let's learn! Build letters in the alphabet using objects in your home (e.g., blocks or toys).</p> 
<p>Let's learn! Shout aloud the letters in the alphabet as you do toe touches.</p> 	<p>Let's learn! Write each letter onto pieces of paper. An adult will attach them to the wall. Turn off the lights, shine each letter with a flashlight and shout the letter.</p> 	<p>Let's learn! Write the letters in the alphabet on bottlecaps. Say each letter and put the caps in alphabetical order.</p> 	<p>Let's Learn!</p> 		<p>Let's learn! Make a cheer for the alphabet (e.g., A-b-c-d! Say the alphabet with me!).</p> 	<p>Let's learn! Use a magazine, newspaper, or brochure to cut out each letter of the alphabet. Place them in order.</p> 	<p>Let's learn! Write the alphabet on paper. Place one on each step. State the letter aloud as you go up each step.</p> 
<p>Let's learn! Go outside and find some smooth rocks. Write the alphabet on them using paint or permanent marker. Put them in order.</p> 	<p>Let's learn! Make a song up for the alphabet using a favorite tune you already know.</p> 	<p>Let's learn! Write the alphabet into a hopscotch game. Shout the letters as you jump onto each square.</p> 			<p>Let's learn! Skywrite the alphabet. Skywrite the letters with big motions. Skywrite the letters with tiny motions.</p> 	<p>Let's learn! Shout aloud the letters in the alphabet as you do toe touches.</p> 	<p>Let's learn! Light up the alphabet with a highlighter. Write the letters and then use a highlighter to trace the letters.</p> 
<p>Let's learn! Spiral write the letters in the alphabet. Use a new color for each time you write a letter.</p> 	<p>Let's learn! Magic write the alphabet. Write the letters with a white crayon. Color over the letters with marker.</p> 	<p>Let's learn! Write the alphabet in shaving cream. Place the shaving cream on a plate or pan for less mess.</p> 	<p>Let's learn! Write the alphabet on a big piece of paper. Use a toy car to trace the letters while you say them out loud.</p> 	<p>Let's learn! Write the alphabet on paper. An adult will place the letters around the house. Go for a hunt. Find them and put them in alphabetical order.</p> 	<p>Let's learn! Write the letters of the alphabet on paper. Place the papers on the ground. Swat each letter and read it aloud.</p> 	<p>Let's learn! Build the alphabet using dough. Create dough "snakes" to build each letter in the alphabet.</p> 	<p>Let's learn! Play tic-tac-toe with a helper. Each player will choose a letter from the alphabet for their "X" or "O."</p> 